

2020 Butler County Report

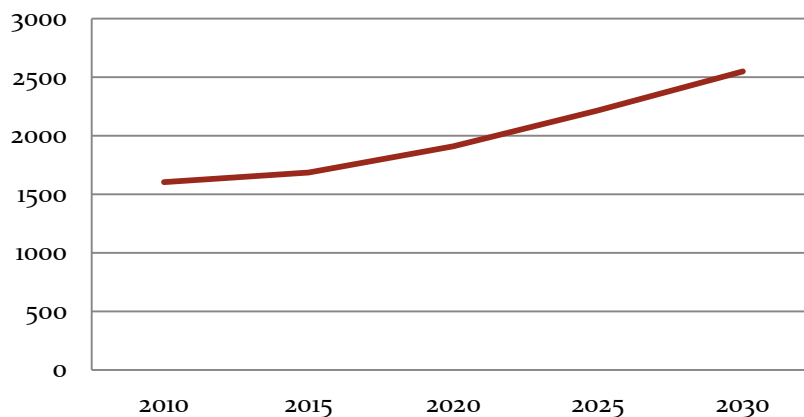
Last year, 411 individuals received nearly 41,000 total units of services delivered via Butler County Senior Services and Aging Partners. The need to grow services continues as services are currently only reaching 22 percent of county citizens who are age 65 and over.

Butler County is aging. In 2017, 27 percent of the county's population was 60 and over. Between 2015 and 2030, the population of persons age 65 and over is expected to increase 51 percent, as depicted in the chart below. More Butler County residents will seek services to remain healthy and independent in their own homes.

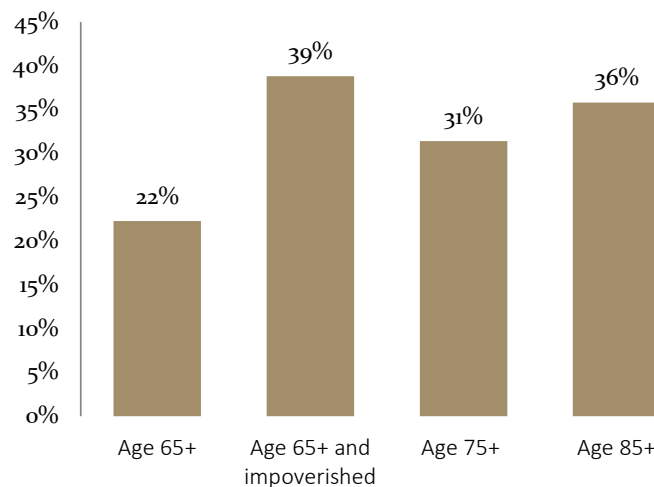
Revenue to support this work includes county tax support (22%), state and federal funds from Aging Partners (42%), state and federal funds direct to the county programs (3%), and local private funds (33%).

Dues paid to Aging Partners, the area agency on aging that supports Butler County, ensures that federal and state funds for aging services flow into the county. This year, Aging Partners is requesting \$23,960, a 2.5 percent increase in funding from FY20.

Butler County Population Projections Age 65+



Percentage of Butler County Residents Served by Age Category



2019-20

Aging Services in Butler County

Butler County Senior Services

- 12,893 Meals
- 1,886 Health Services
- 411 Total center users

Aging Partners Care Management

- 329 Client hours
- 53 Medicare Part D lookups

Aging Partners Health and Wellness and Butler County Senior Services

- 87 Foot Clinic Services
- 87 Med Mngt Services
- 93 Total consumers

Contacts made to assist older adults and caregivers with questions:	5,770	contacts
Meals provided that met dietary needs of older adults:	12,893	meals
Service coordination or equipment for older adults who live at home:	603	units
Hours of individualized services for people who want to live at home:	593	hours
Sessions of health, nutrition and caregiver programs/events/services:	2,589	sessions/people
In-home assistance for older adults and caregivers:	82	units
Hours county senior center and meal site was open:	1,957	hours
Number of visits to senior center in David City:	9,787	visits
Rides provided to older adults:	5,094	rides
Services provided to older adults in Butler County	39,368	TOTAL

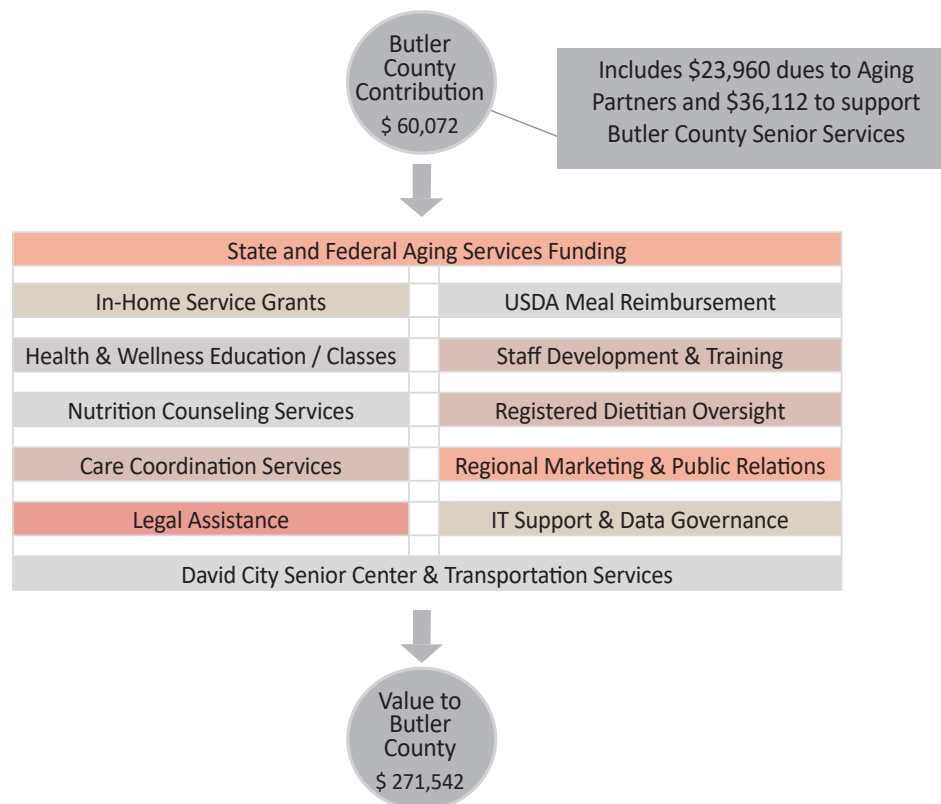
In total, 411 people were helped last year by the Butler County aging network.

FY21 Aging Partners Dues Request

Dues paid to Aging Partners, the area agency on aging that supports Butler County, ensures that federal and state funds for aging services are available to the county. This year, Aging Partners is requesting \$23,960, a 2.5 percent increase in funding from FY20.

Executive Summary: FY 21 Budget

	Butler County funds	Aging Partners funds	Direct Federal & State funds	Local Private funds	Total cost
Dues	23,960				23,960
Butler County Senior Services operations	36,112	64,613	7,481	91,075	199,281
Supportive services grants to Butler County Residents		7,102			7,102
Care management services to Butler County Residents		41,199			41,199
Total allocation	60,072	112,914	7,481	91,075	271,542



For every dollar that Butler County provides through dues to Aging Partners and financial support to its county program, it receives \$3.52 worth of services.