

2020 Polk County Report

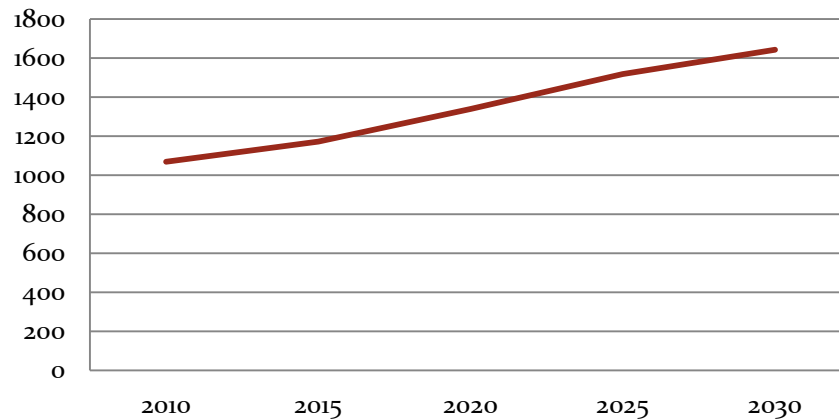
Last year, 437 individuals received over 40,000 total units of services delivered via Polk County Senior Services and Aging Partners. The need to grow services continues as services are currently reaching 36 percent of county citizens who are age 65 and over.

Polk County is aging. In 2017, 30 percent of the county's population was 60 and over. Between 2015 and 2030, the population of persons age 65 and over is expected to increase 40 percent, as depicted in the chart below. More Polk County residents will seek services to remain healthy and independent in their own homes.

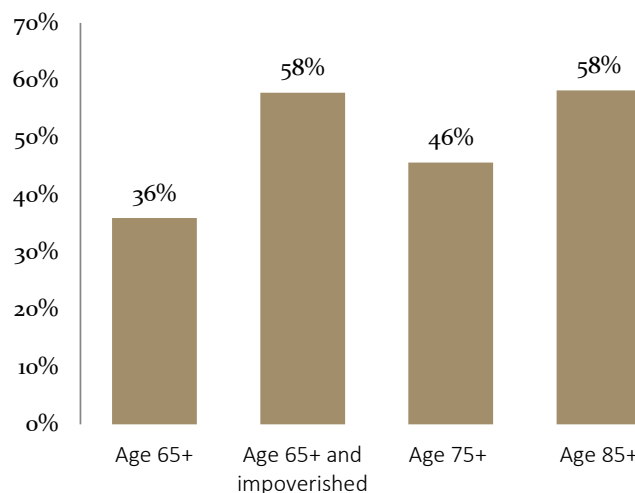
Revenue to support this work includes county tax support (31%), state and federal funds from Aging Partners (38%), state and federal funds direct to the county programs (2%) and local private funds (29%).

Dues paid to Aging Partners, the area agency on aging that supports Polk County, ensures that federal and state funds for aging services flow into the county. This year, Aging Partners is requesting \$16,657, a 2.5 percent increase in funding from FY20.

Polk County Population Projections Age 65+



Percentage of Polk County Residents Served by Age Category



2019-20 Aging Services in Polk County

Osceola Senior Center

- 632 Meals
- 86 Health services
- 97 Total center users

Polk Senior Center

- 2,675 Meals
- 591 Health services
- 119 Total center users

Shelby Senior Center

- 1,932 Meals
- 61 Health services
- 134 Total center users

Stromsburg Senior Center

- 1,348 Meals
- 755 Health services
- 83 Total center users

Contacts made to assist older adults and caregivers with questions:	1,138	contacts
Meals provided that met dietary needs of older adults:	9,464	meals
Service coordination or equipment for older adults who live at home:	91	units
Hours of individualized services for people who want to live at home:	383	hours
Sessions of health, nutrition and caregiver programs/events/services:	1,493	sessions/people
In-home assistance for older adults and caregivers:	39	units
Hours county senior center and meal site was open:	5,067	hours
Number of visits to senior centers in Polk County:	11,178	visits
Rides provided to older adults:	167	rides
Services provided to older adults in Polk County	29,026	TOTAL

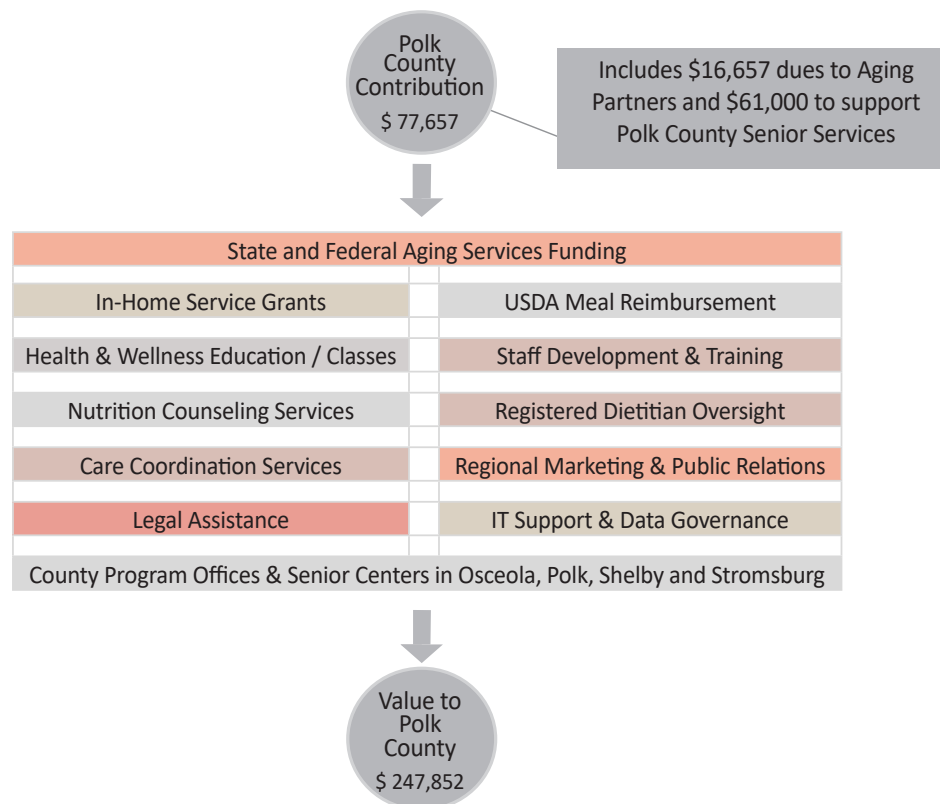
In total, 437 people were helped last year by the Polk County aging network.

FY21 Aging Partners Dues Request

Dues paid to Aging Partners, the area agency on aging that supports Polk County, ensures that federal and state funds for aging services are available to the county. This year, Aging Partners is requesting \$16,657, a 2.5 percent increase in funding from FY20.

Executive Summary: FY 21 Budget

	Polk County funds	Aging Partners funds	Direct Federal & State funds	Local private funds	Total cost
Dues	16,657				16,657
Polk County Senior Services operations	61,000	59,404	4,327	70,925	195,656
Supportive services grants to Polk County Residents		6,450			6,450
Care management services to Polk County Residents		29,089			29,089
Total allocation	77,657	94,943	4,327	70,925	247,852



For every dollar that Polk County provides through dues to Aging Partners and financial support to its county program, it receives \$2.19 worth of services.