

# 2020 Saline County Report

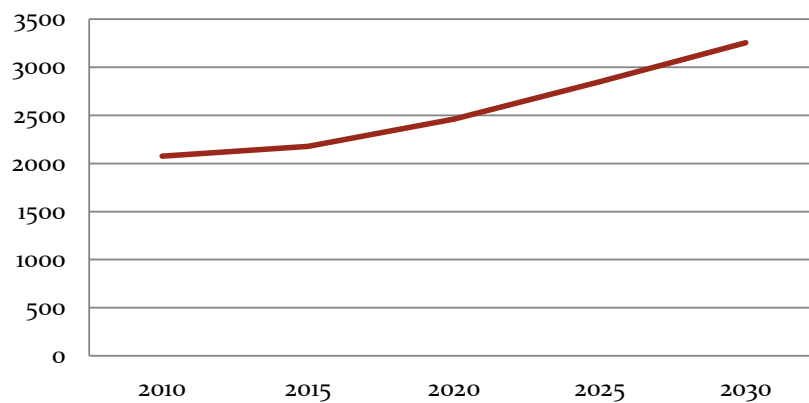
Last year, 736 individuals received over 27,000 total units of services delivered via Saline County Senior Services and Aging Partners. The need to grow services continues as services are currently reaching 34 percent of county citizens who are age 65 and over. This percentage continues to rise annually.

Saline County is aging. In 2017, 20 percent of the county's population was 60 and over. Between 2015 and 2030, the population of persons age 65 and over is expected to increase 49 percent, as depicted in the graph below. More Saline County residents will seek services to remain healthy and independent in their own homes.

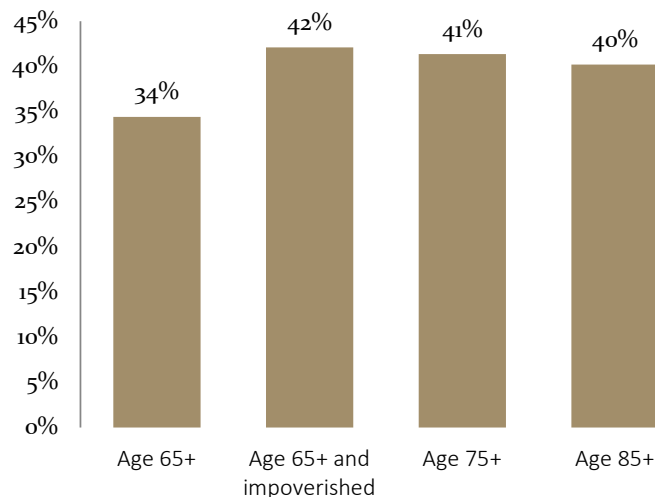
Revenue to support this work includes county tax support (36%), state and federal funds from Aging Partners (43%), state and federal funds direct to the county programs (1%), local public funds (7%) and local private funds (13%).

Dues paid to Aging Partners, the area agency on aging that supports Saline County, ensures that federal and state funds for aging services flow into the county. This year, Aging Partners is requesting \$31,599, a 2.5 percent increase in funding from FY20.

## Saline County Population Projections Age 65+



## Percentage of Saline County Residents Served by Age Category



# 2019-20

## Aging Services in Saline County

### Saline County Aging Services

- 3,922 Meals
- 2,618 Health Services
- 638 Total consumers

### DeWitt Senior Center

- 1,359 Meals
- 854 Health Services
- 71 Total consumers

### Aging Partners Health and Wellness & Saline County Aging Services

- 304 Foot Clinic Services
- 299 Med Mngt Services
- 90 Total consumers

Contacts made to assist older adults and caregivers with questions:	3,684	contacts
Meals provided that met dietary needs of older adults:	5,281	meals
Service coordination or equipment for older adults who live at home:	3,382	units
Hours of individualized services for people who want to live at home:	941	hours
Sessions of health, nutrition and caregiver programs/events/services:	4,118	sessions/people
In-home assistance for older adults and caregivers:	393	units
Hours county senior center and meal site was open:	2,361	hours
Number of visits to senior centers in Saline County:	6,755	visits
Rides provided to older adults:	176	rides
<b>Services provided to older adults in Saline County</b>	<b>27,093</b>	<b>TOTAL</b>

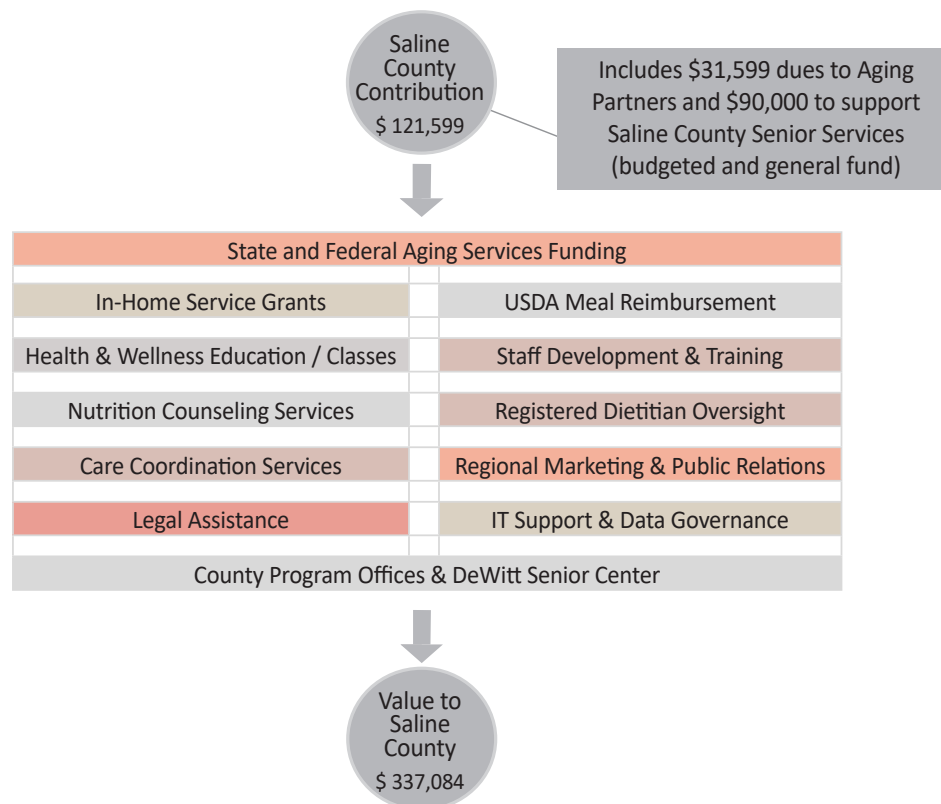
**In total, 736 people were helped last year by the Saline County aging network.**

## FY21 Aging Partners Dues Request

Dues paid to Aging Partners, the area agency on aging that supports Saline County, ensures that federal and state funds for aging services are available to the county. This year, Aging Partners is requesting \$31,599, a 2.5 percent increase in funding from FY20.

### Executive Summary: FY 21 Budget

	Saline County funds	Aging Partners funds	Direct Federal & State funds	Local Public funds	Local Private funds	Total cost
Dues	31,599					31,599
Saline County Aging Services operations (Budget)	90,000	60,324	3,817	16,096	29,132	199,369
Saline County Aging Services operations (General Fund)						
DeWitt Senior Center operations		4,718		6,000	14,975	25,693
Supportive services grants to Saline County Residents		12,525				12,525
Care management services to Saline County Residents		67,898				67,898
<b>Total allocation</b>	<b>121,599</b>	<b>145,465</b>	<b>3,817</b>	<b>22,096</b>	<b>44,107</b>	<b>337,084</b>



**For every dollar that Saline County provides through dues to Aging Partners and financial support to its county program, it receives \$1.77 worth of services.**