

# 2020 Seward County Report

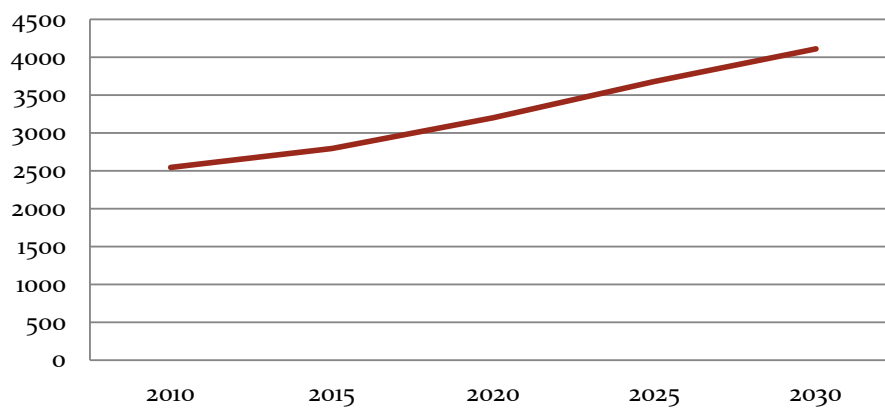
Last year, 604 individuals received nearly 34,000 total units of services delivered via Seward County Aging Services and Aging Partners. The need to grow services continues as services are currently only reaching 20 percent of county citizens who are age 65 and over.

Seward County is aging. In 2017, 23 percent of the county's population was 60 and over. Between 2015 and 2030, the population of persons age 65 and over is expected to increase 47 percent, as depicted in the graph below. More Seward County residents will seek services to remain healthy and independent in their own homes.

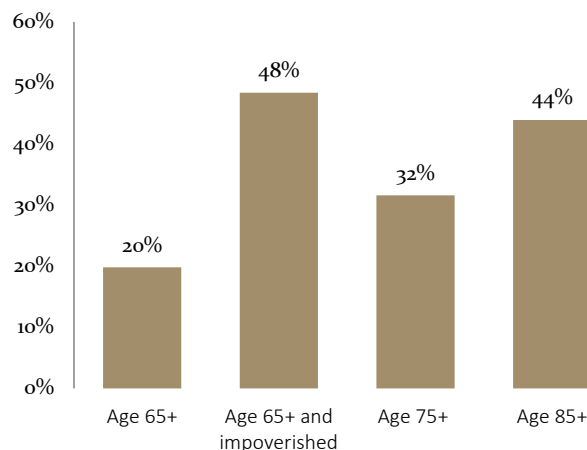
Revenue to support this work includes county tax support (17%), state and federal funds from Aging Partners (23%), state and federal funds direct to the county programs (.3%), local public funds (28%) and local private funds (31%).

Dues paid to Aging Partners, the area agency on aging that supports Seward County, ensures that federal and state funds for aging services flow into the county. This year, Aging Partners is requesting \$39,474, a 2.5 percent increase in funding from FY20.

## Seward County Population Projections Age 65+



## Percentage of Seward County Residents Served by Age Category



# 2019-20 Aging Services in Seward County

## Milford Senior Center

- 3,105 Meals
- 1,707 Health Services
- 108 Total consumers

## Seward Senior Center

- 6,177 Meals
- 5,269 Health Services
- 236 Total consumers

## Utica Senior Center

- 3,536 Meals
- 887 Health Services
- 70 Total consumers

## Aging Partners Health and Wellness

- 526 Foot Clinic Services
- 525 Health Services
- 135 Total consumers

Contacts made to assist older adults and caregivers with questions:	2,724	contacts
Meals provided that met dietary needs of older adults:	13,080	meals
Service coordination or equipment for older adults who live at home:	323	units
Hours of individualized services for people who want to live at home:	719	hours
Sessions of health, nutrition and caregiver programs/events/services:	9,747	sessions/people
In-home assistance for older adults and caregivers:	257	units
Hours county senior center and meal site was open:	4,151	hours
Rides provided to older adults:	2,522	rides
<b>Services provided to older adults in Seward County</b>	<b>33,958</b>	<b>TOTAL</b>

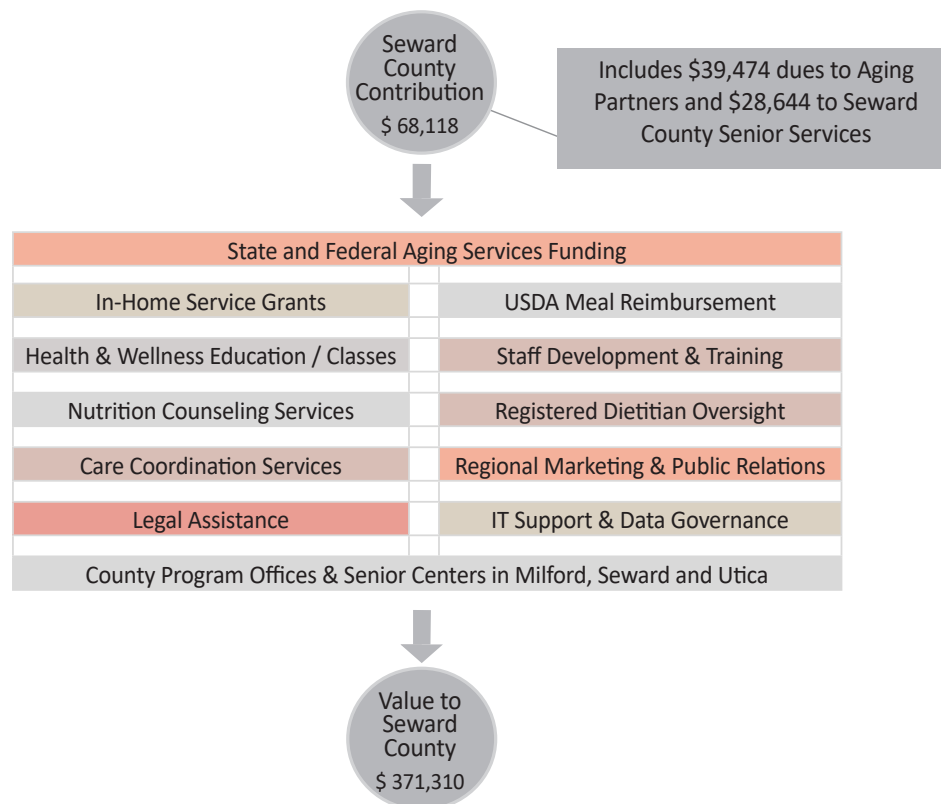
In total, 604 people were helped last year by the Seward County aging network.

## FY21 Aging Partners Dues Request

Dues paid to Aging Partners, the area agency on aging that supports Seward County, ensures that federal and state funds for aging services are available to the county. This year, Aging Partners is requesting \$39,474, a 2.5 percent increase in funding from FY20.

### Executive Summary: FY 21 Budget

	Seward County funds	Aging Partners funds	Direct Federal & State funds	Local Public Funds	Local Private funds	Total cost
Dues	39,474					39,474
Seward County Aging Services operations (excludes pass through)	28,644	47,828			1,100	77,572
Seward County Senior Center Operations		28,102	1,178	112,168	123,793	265,241
Supportive services grants to Seward County Residents		15,169				15,169
<b>Total allocation</b>	<b>68,118</b>	<b>91,099</b>	<b>1,178</b>	<b>112,168</b>	<b>124,893</b>	<b>397,456</b>



**For every dollar that Seward County provides through dues to Aging Partners and financial support to its county program, it receives \$4.83 worth of services.**