

2020 York County Report

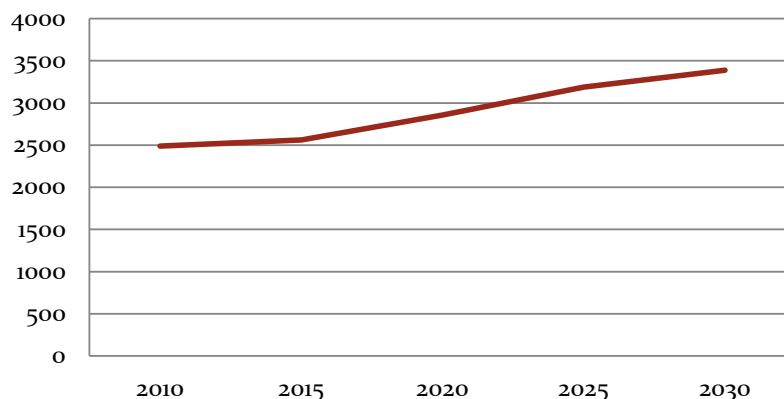
Last year, 710 individuals received nearly 32,000 total units of services delivered via York County Senior Services and Aging Partners. The need to grow services continues as services are currently only reaching 22 percent of county citizens who are age 65 and over.

York County is aging. In 2017, 26 percent of the county's population was 60 and over. Between 2015 and 2030, the population of persons age 65 and over is expected to increase 32 percent, as depicted in the chart below. More York County residents will seek services to remain healthy and independent in their own homes.

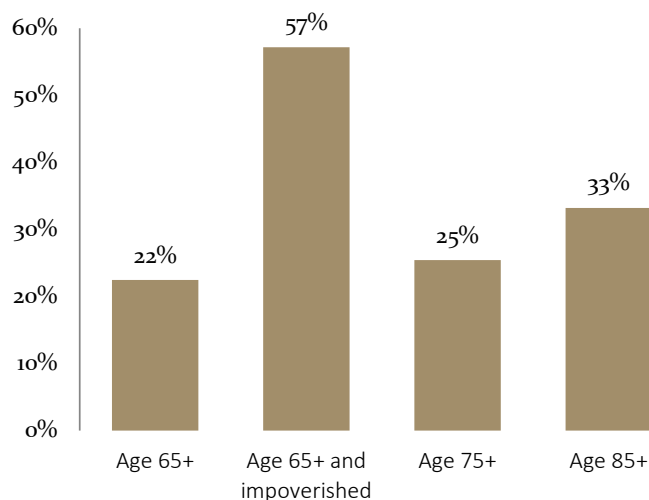
Revenue to support this work includes county tax support, (47%) state and federal funds from Aging Partners (32%), state and federal funds direct to the county programs, including Nebraska Department of Transportation support of the Rural Transit program (6%) and local private funds (14%).

Dues paid to Aging Partners, the area agency on aging that supports York County, ensures that federal and state funds for aging services flow into the county. This year, Aging Partners is requesting \$37,353, a 2.5 percent increase in funding from FY20.

York County Population Projections Age 65+



Percentage of York County Residents Served by Age Category



2019-20

Aging Services in York County

York County Aging Services

- 362 Case hours
- 135 Medicare Part D lookups
- 710 Total consumers

York County Senior Centers and Meal Sites

- 5,654 Meals
- 865 Health Services
- 163 Total consumers

Aging Partners Health and Wellness

- 192 Foot Clinic Services and Medication Management Sessions
- 48 Total consumers

Contacts made to assist older adults and caregivers with questions:	6,344	contacts
Meals provided that met dietary needs of older adults:	5,674	meals
Service coordination or equipment for older adults who live at home:	154	units
Hours of individualized services for people who want to live at home:	551	hours
Sessions of health, nutrition and caregiver programs/events/services:	1,409	sessions/people
In-home assistance for older adults and caregivers:	138	units
Hours county senior center and meal site was open:	2,112	hours
Number of visits to senior centers in York County:	3,469	visits
Rides provided to older adults:	12,124	rides
Services provided to older adults in York County	31,975	TOTAL

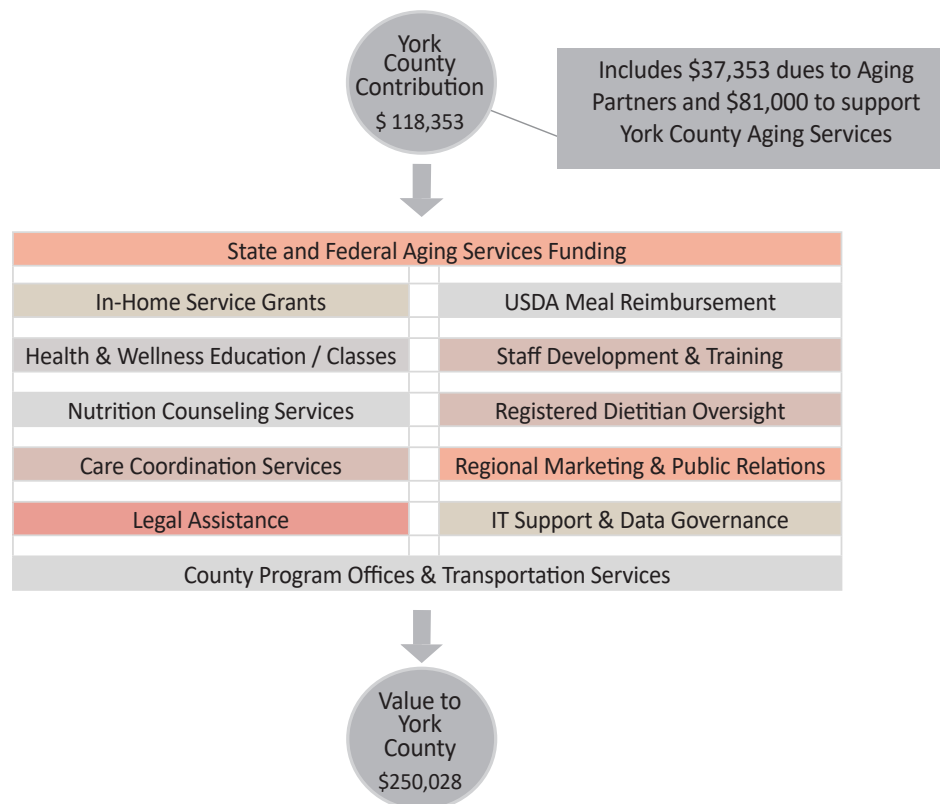
In total, 710 people were helped last year by the York County aging network.

FY21 Aging Partners Dues Request

Dues paid to Aging Partners, the area agency on aging that supports York County, ensures that federal and state funds for aging services are available to the county. This year, Aging Partners is requesting \$37,353, a 2.5 percent increase in funding from FY20. Rural transit is not included in the chart below.

Executive Summary: FY 21 Budget

	York County funds	Aging Partners funds	Direct Federal & State funds	Local private funds	Total cost
Dues	37,353				37,353
York County Aging Services operations	81,000	71,535	15,301	35,212	203,048
Supportive services grants to York County Residents		9,627			9,627
Care management services to York County Residents					
Total allocation	118,353	81,162	15,301	35,212	250,028



For every dollar that York County provides through dues to Aging Partners and financial support to its county program, it receives \$1.11 worth of services.