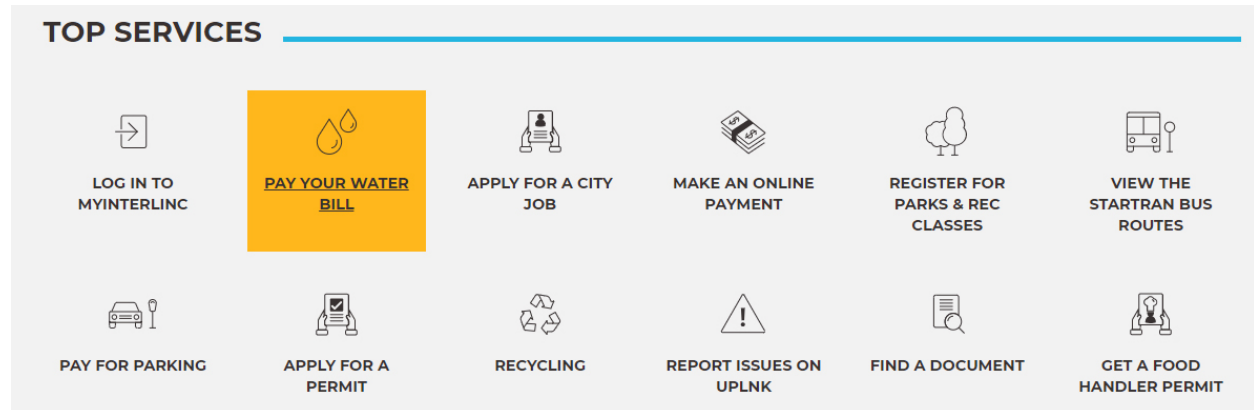


# How to Connect Water Account to MyInterLinc Profile

Go to [lincoln.ne.gov](http://lincoln.ne.gov) and click on “PAY YOUR WATER BILL”

**TOP SERVICES**



The screenshot shows a grid of service icons. The 'PAY YOUR WATER BILL' icon, which features two water droplets, is highlighted with a bright orange background. Other icons include a login arrow, a person at a computer, a stack of money, a tree, a bus, a car with a parking sign, a person at a computer with a checkmark, a recycling symbol, a warning triangle, a document with a magnifying glass, and a person with a lightbulb.

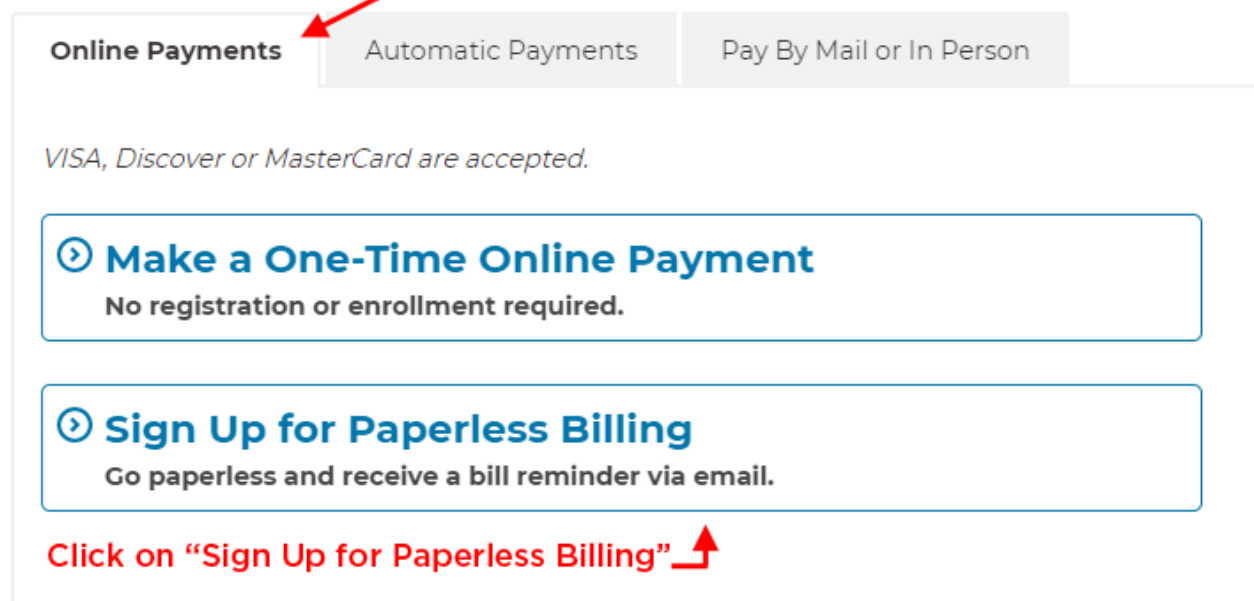
- LOG IN TO MYINTERLINC
- PAY YOUR WATER BILL**
- APPLY FOR A CITY JOB
- MAKE AN ONLINE PAYMENT
- REGISTER FOR PARKS & REC CLASSES
- VIEW THE STARTRAN BUS ROUTES
- PAY FOR PARKING
- APPLY FOR A PERMIT
- RECYCLING
- REPORT ISSUES ON UPLNK
- FIND A DOCUMENT
- GET A FOOD HANDLER PERMIT

The “Make a Water and Wastewater Payment” page opens.

- Select “Online Payments”
- Select “Sign Up for Paperless Billing”

## Make a Water and Wastewater Payment

Please select an option below: **Select “Online Payments” (if necessary)**



**Online Payments** Automatic Payments Pay By Mail or In Person


*VISA, Discover or MasterCard are accepted.*

**Make a One-Time Online Payment**  
No registration or enrollment required.

**Sign Up for Paperless Billing**  
Go paperless and receive a bill reminder via email.

**Click on “Sign Up for Paperless Billing”**

- **Step 1:** Find account number and PIN listed on current Water and Wastewater bill
- **Step 2:** Create a MyInterLinc account if you do not already have one.
- **Step 3:** Click “Water/Wastewater Lookup and Payment”

 **Sign Up for Paperless Billing**  
Go paperless and receive a bill reminder via email.

---

**Step 1. Find Account Number and PIN Listed on Water and Wastewater Bill**

[Where do I find this?](#)

**Step 2. Create a MyInterLinc Account**  
Create a MyInterLinc account then continue to Step 3.

Already have an account? Skip to Step 3. **Create a MyInterLinc Account if you do not already have one**

[Create an Account Now](#) [Step-By-Step Instructions](#) (PDF, 300KB) 

**Step 3. Connect Water Account to MyInterLinc Profile**

Go to the [Water/Wastewater Lookup and Payment](#) page. Under **Option 1**, log in with your MyInterLinc username and password, **and follow the steps to connect your account.** **Click link**

Log In with MyInterLinc Account.

### Water and Wastewater Online Payments

**Log In With MyInterLinc Account**  
Use account to sign up for paperless billing and make payments online.

1. [Log In](#)    New user? [Sign Up](#)

**Select “Log In”**

2. Pay / View / Register Your Water Account(s)

3. Logout of MyInterLinc

OR

**Make a One-Time Online Payment**  
No registration or enrollment required.

[Go To Account Lookup](#)

- Enter your MyInterLinc username and password to log in.

## Welcome to MyInterLinc

Please Enter Your User Name and Password

User Name:

Password:

Remember Me

*The password is case sensitive.*

If a Water and Wastewater account is already linked to your MyInterLinc account, it will be listed on the screen.

If no accounts are linked, none will be listed.

To link an account, add one under “E-pay Account Maintenance.”

- Enter the account number and PIN from your bill.
- Click “Add.”

## Account Maintenance

E-pay Customer: WATER CUSTOMER

**E-pay Account Maintenance**

Account Number:

Pin Number:

**Your Account(s)**

No accounts are set up for this individual

< End of List >

*Enter your account number and PIN*

*Click Add*

*By enrolling in paperless billing, you are agreeing to receive notification of your water and wastewater bill via email and to pay your bill online using your credit card.*

To finalize your paperless billing, you must agree to these terms.

- Click “I Agree.”

E-pay Customer: WATER CUSTOMER

Account Number at 1234 ANYWHERE ST

By enrolling in Ebill/Epay, the customer agrees to receive notification of billing by e-mail in lieu of a paper bill sent via US mail. The customer also agrees to pay the water bill(s) online using a current credit or debit card. The customer agrees to maintain a current email address in their profile on MyInterLinc. Failure to receive notification of billing does not relieve the customer of responsibility to pay their bill(s). Customer also agrees this account may be removed from E-pay/E-billing if it becomes delinquent.

Please agree to terms to finalize your paperless billing enrollment.

I Agree

Cancel

Once your account has been linked, you will see your account number listed under “Your Account(s).”

## Account Maintenance

E-pay Customer: WATER CUSTOMER

Account List

### E-pay Account Maintenance

Account Number:

Pin Number:

Add

Reset

### Your Account(s)

H1234567891234 1234 ANYWHERE ST

Remove

Reset

< End of List >

Your next bill reminder will be sent to the email address associated with your MyInterLinc account.

You are ready to log in to pay your next bill.