

How to Log In to Pay Water/Wastewater Account Enrolled in Paperless Billing

Go to lincoln.ne.gov and click on “PAY YOUR WATER BILL”

TOP SERVICES

- LOG IN TO MYINTERLINC
- PAY YOUR WATER BILL**
- APPLY FOR A CITY JOB
- MAKE AN ONLINE PAYMENT
- REGISTER FOR PARKS & REC CLASSES
- VIEW THE STARTRAN BUS ROUTES
- PAY FOR PARKING
- APPLY FOR A PERMIT
- RECYCLING
- REPORT ISSUES ON UPLNK
- FIND A DOCUMENT
- GET A FOOD HANDLER PERMIT

The “Make a Water and Wastewater Payment” page opens.

- Select “Online Payments”
- Select “Sign Up for Paperless Billing”

Make a Water and Wastewater Payment

Please select an option below:

Select “Online Payments” (if necessary)

Online Payments Automatic Payments Pay By Mail or In Person

VISA, Discover or MasterCard are accepted.

Make a One-Time Online Payment
No registration or enrollment required.

Sign Up for Paperless Billing
Go paperless and receive a bill reminder via email.

Click on “Sign Up for Paperless Billing”

- Go to Step 4
- Click “Log In Now”

Step 4. Pay Bill

Once signed up, customers will receive their next bill reminder via email. This email will have a "Pay Now" link that will go to the customer's current bill with no login required.

Customers may also log into their MyInterLinc account to pay their current bill and access their account history.



Log In with MyInterLinc Account.

Water and Wastewater Online Payments

Log In With MyInterLinc Account
Use account to sign up for paperless billing and make payments online.

1. Log In New user? Sign Up

Select "Log In"

2. Pay / View / Register Your Water Account(s)

3. Logout of MyInterLinc

OR

Make a One-Time Online Payment
No registration or enrollment required.

Go To Account Lookup

- Enter your MyInterLinc username and password to log in.

Welcome to MyInterLinc

Please Enter Your User Name and Password

User Name:

Password:

Remember Me

Login

The password is case sensitive.

- Click "Pay Now" to the right of the service address

Account List

E-pay accounts for: WATER CUSTOMER


Account List:	
1234 S STREET NAME ST \$62.57	Pay Now
Click "Pay Now" →	
< End of List >	

- Select your preference of payment.
 - Pay Amount Due
 - Pay Amount Due plus \$2 Donation for Trees
 - Pay Different Amount

Total Current Charges:	\$62.57
Previous Balance:	\$0.00
Bill Total:	\$62.57
Amount Due Lincoln Water System:	\$62.57 Pay Amount Due
or	
Would you like to donate \$2 for Lincoln's trees ? <input checked="" type="checkbox"/>	\$2.00
Amount Due with "2 for Trees" Donation:	\$64.57 Include \$2 Donation
or	
(Enter Amount as 123.99 or whole dollars 123) Other Payment Amount :	<input type="text"/> Pay Other Amount

Enter a different amount you would like to pay.
Please submit amount without cents.
(Example: Enter \$100. Do Not Enter \$100.23)

- Enter the billing address and zip code associated with your credit card's mailing address.

Payment Processing 

Water e-Bill

Please enter billing address and zip code associated with your credit card.

Account Number	Amount
H1234567891234	62.57
Total	62.57

Street Address: 123 Main St
Zip Code: 99999

Verification of these fields helps prevent credit card fraud.

Enter your billing address and zip code and press Continue

- On the next screen, enter your credit card number, expiration date and CSC
- Click “Pay Now”






Payment Processing

Water e-Bill

Your Address: 1234 S Street Name
& Zip Code: 68599 [Change](#)

> Pay with credit or debit card


Card number

Expiration date /

CSC
[What is this ?](#)

Please wait - transaction being processed



- Once submitted, you will see a **GREEN** checkmark if approved, or a **RED** “X” if declined

Water e-Bill



Approved

Your reference number is: **REF000000000**

5/1/2020 9:30:00 AM