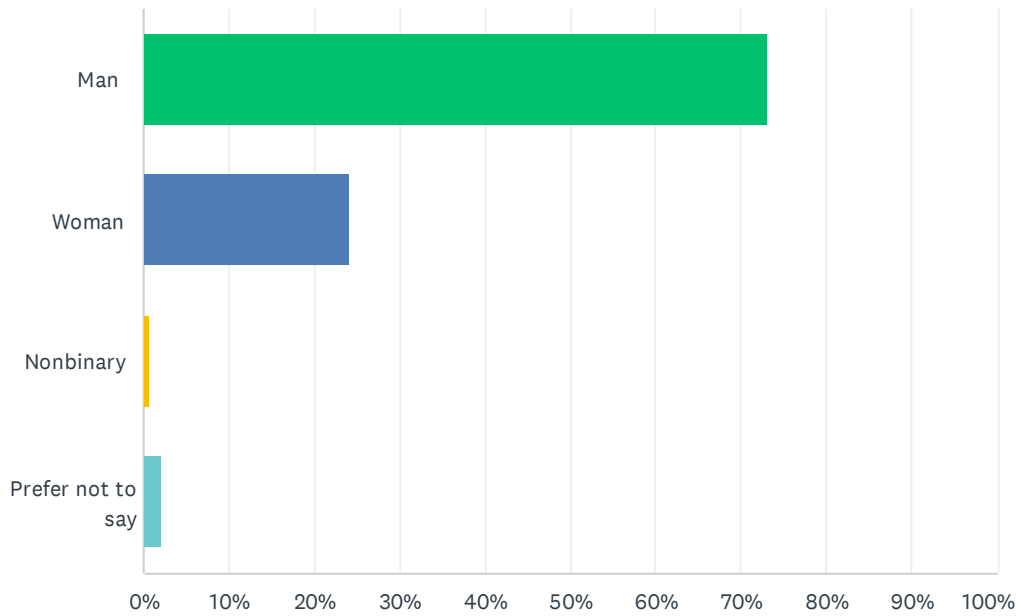


Q1 Gender (select one) of person filling out the survey

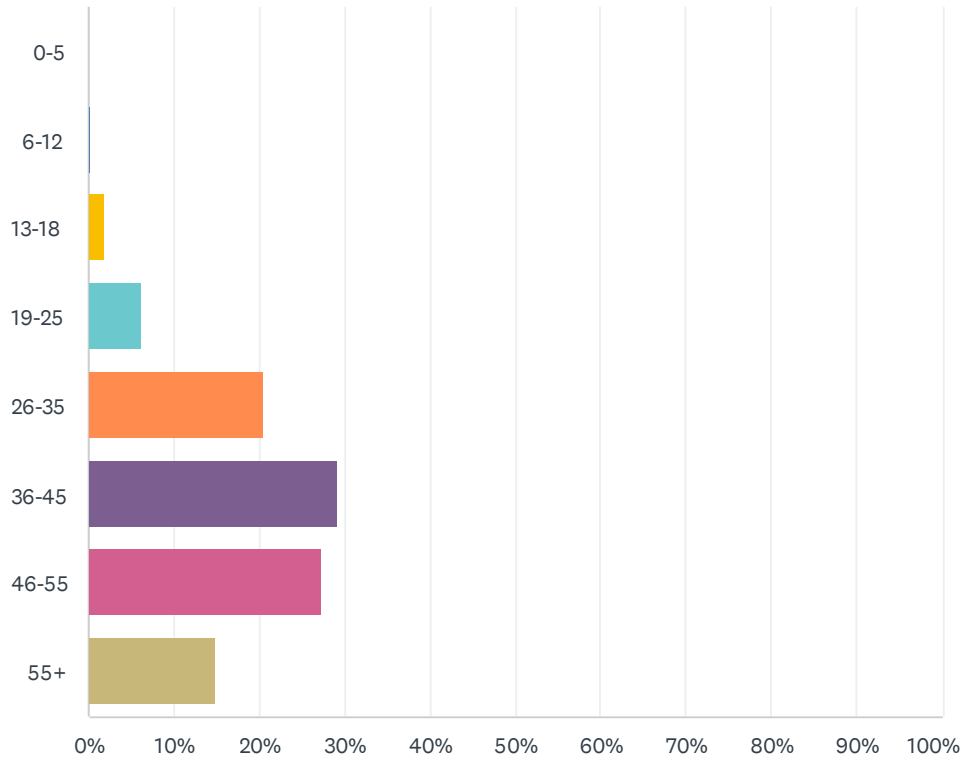
Answered: 537 Skipped: 3



ANSWER CHOICES	RESPONSES	
Man	73.18%	393
Woman	24.02%	129
Nonbinary	0.74%	4
Prefer not to say	2.05%	11
TOTAL		537

Q2 Age Group (select one) of person filling out survey

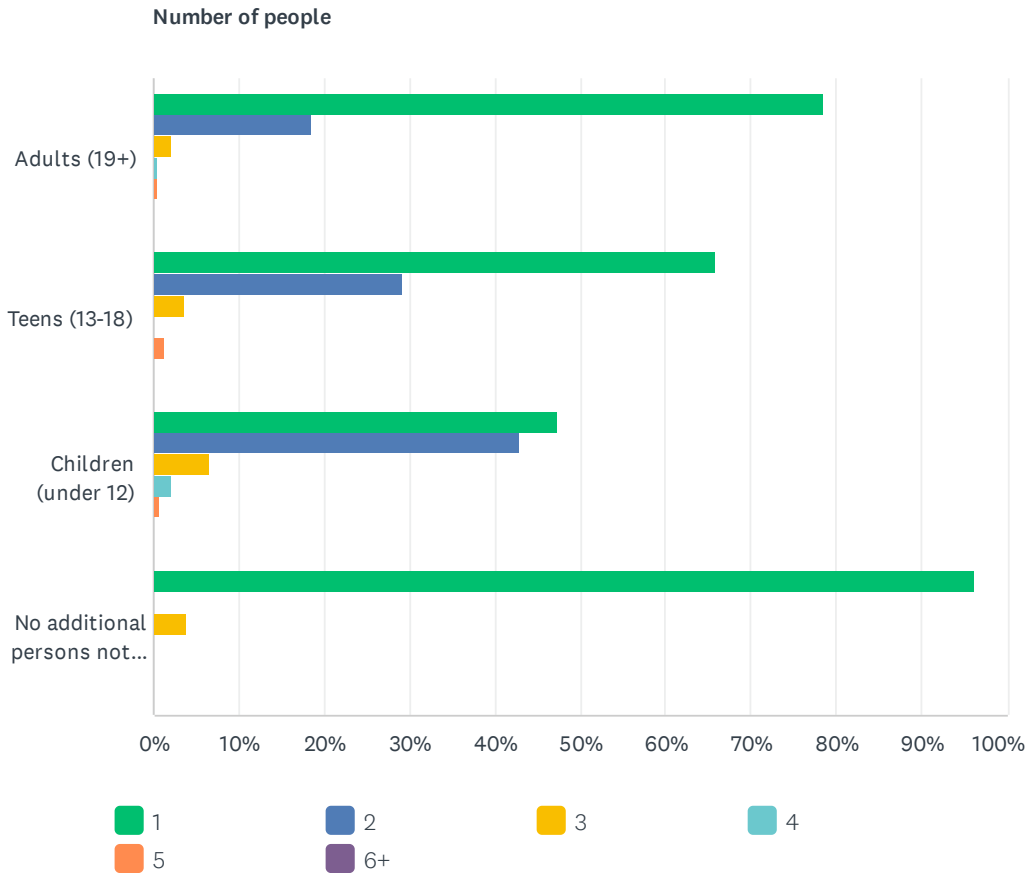
Answered: 540 Skipped: 0



ANSWER CHOICES	RESPONSES	
0-5	0.00%	0
6-12	0.19%	1
13-18	1.85%	10
19-25	6.11%	33
26-35	20.37%	110
36-45	29.26%	158
46-55	27.22%	147
55+	15.00%	81
TOTAL		540

Q3 Are there additional persons in your household that participate in mountain biking? If so, please indicate how many. Please do not include individuals who will be filling out their own survey.

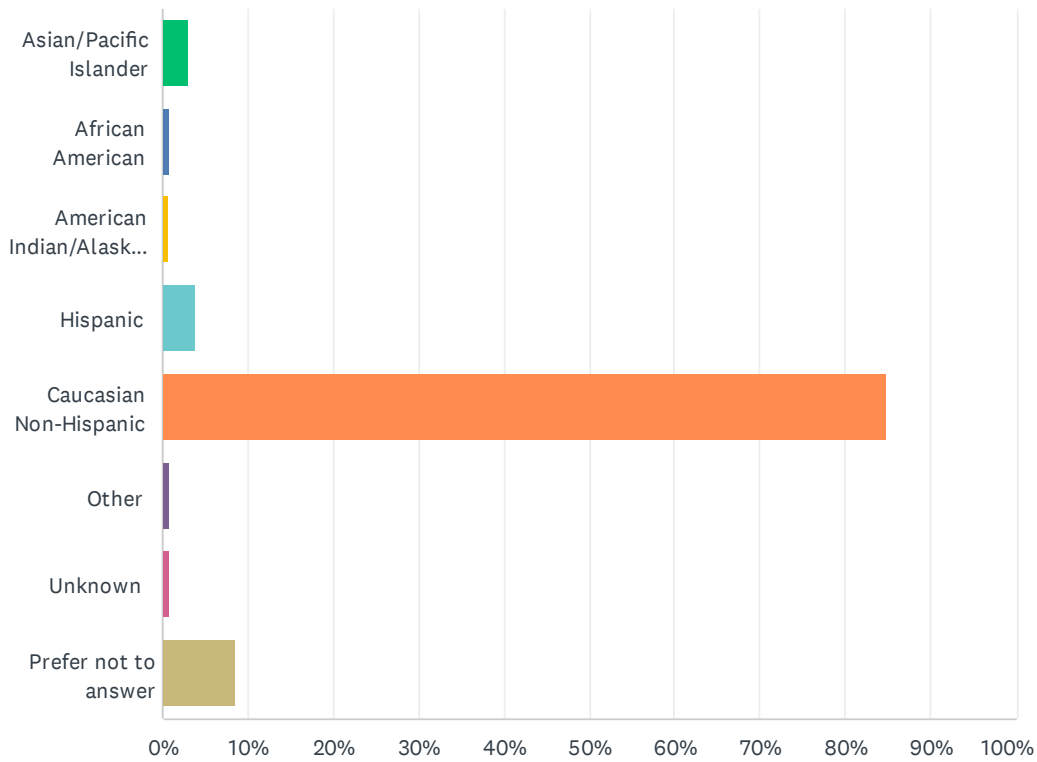
Answered: 361 Skipped: 179



Number of people							
	1	2	3	4	5	6+	TOTAL
Adults (19+)	78.57%	18.57%	2.14%	0.36%	0.36%	0.00%	
	220	52	6	1	1	0	280
Teens (13-18)	65.85%	29.27%	3.66%	0.00%	1.22%	0.00%	
	54	24	3	0	1	0	82
Children (under 12)	47.41%	42.96%	6.67%	2.22%	0.74%	0.00%	
	64	58	9	3	1	0	135
No additional persons not taking survey.	96.15%	0.00%	3.85%	0.00%	0.00%	0.00%	
	25	0	1	0	0	0	26

Q4 Ethnicity (select as many as apply)

Answered: 532 Skipped: 8



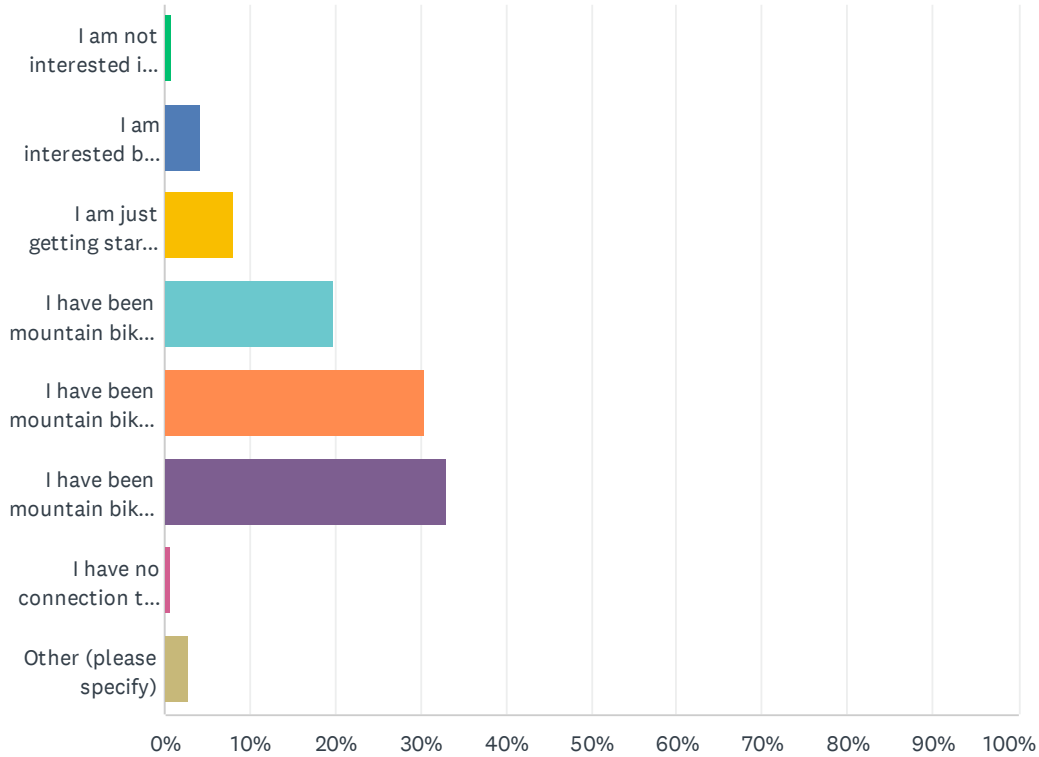
ANSWER CHOICES	RESPONSES	
Asian/Pacific Islander	3.01%	16
African American	0.94%	5
American Indian/Alaskan Native Aleutian	0.56%	3
Hispanic	3.76%	20
Caucasian Non-Hispanic	84.77%	451
Other	0.94%	5
Unknown	0.94%	5
Prefer not to answer	8.46%	45
Total Respondents: 532		

Q5 Zip Code of your primary residence (enter 5 digit code)

Answered: 539 Skipped: 1

Q6 About how long have you been participating in mountain biking? (select one)

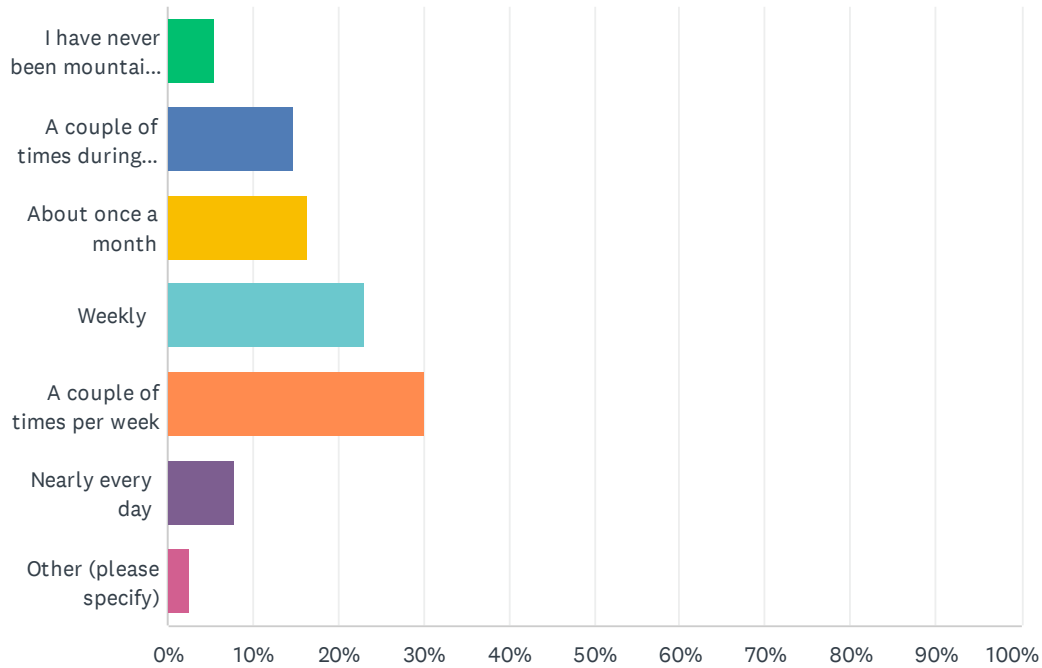
Answered: 484 Skipped: 56



ANSWER CHOICES	RESPONSES	
I am not interested in mountain biking but know others or have others in my family that are.	0.83%	4
I am interested but have never been on mountain bike trails.	4.34%	21
I am just getting started in mountain biking.	8.06%	39
I have been mountain biking for a couple of years but am still pretty new.	19.83%	96
I have been mountain biking for several years and am pretty confident in my skills.	30.58%	148
I have been mountain biking for many years and am highly confident in my skills.	33.06%	160
I have no connection to, or interest in, mountain biking	0.62%	3
Other (please specify)	2.69%	13
TOTAL		484

Q7 During the period from April to November, about how often do you go mountain biking? (select one)

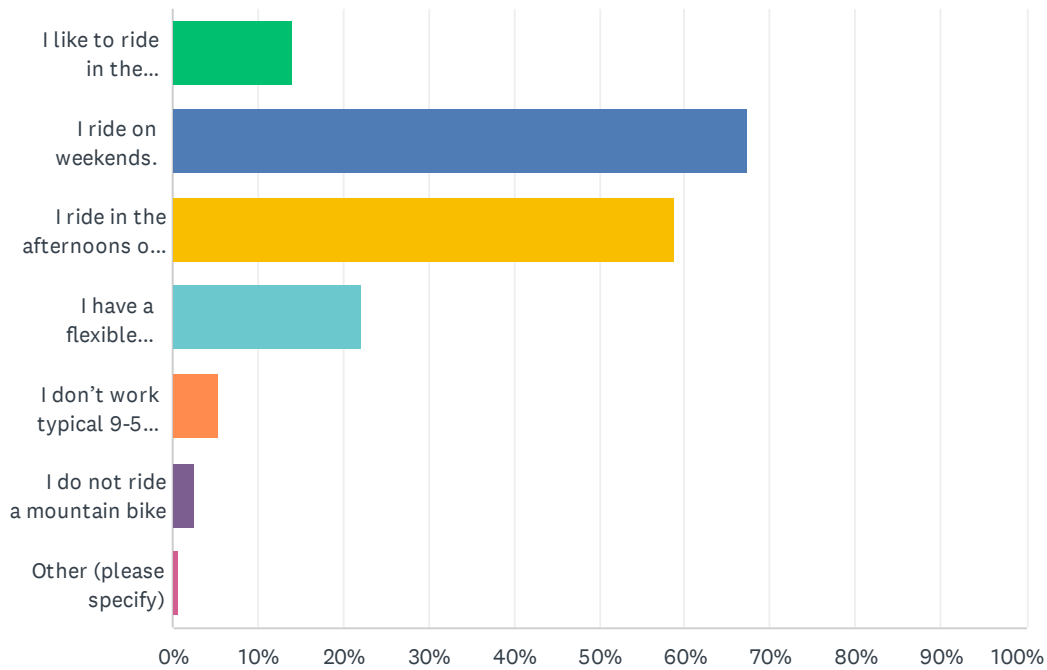
Answered: 484 Skipped: 56



ANSWER CHOICES	RESPONSES	
I have never been mountain biking	5.58%	27
A couple of times during that period.	14.67%	71
About once a month	16.32%	79
Weekly	22.93%	111
A couple of times per week	30.17%	146
Nearly every day	7.85%	38
Other (please specify)	2.48%	12
TOTAL		484

Q8 When do you usually ride? (select as many as apply)

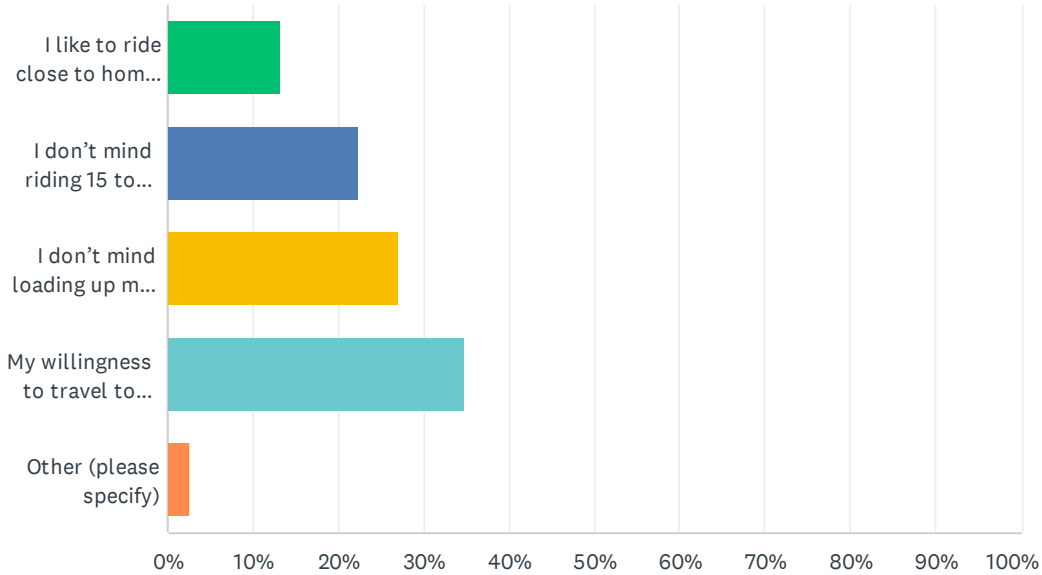
Answered: 484 Skipped: 56



ANSWER CHOICES	RESPONSES	
I like to ride in the mornings/before work or school.	14.05%	68
I ride on weekends.	67.36%	326
I ride in the afternoons or evenings/after work or school.	58.88%	285
I have a flexible schedule and ride at all times of the day.	22.11%	107
I don't work typical 9-5 hours and ride when most others are working or in class.	5.37%	26
I do not ride a mountain bike	2.48%	12
Other (please specify)	0.62%	3
Total Respondents: 484		

Q9 Assuming proposed mountain biking facilities would be located within the City of Lincoln, select the statement about proximity of the facility to your home that best applies. (select one)

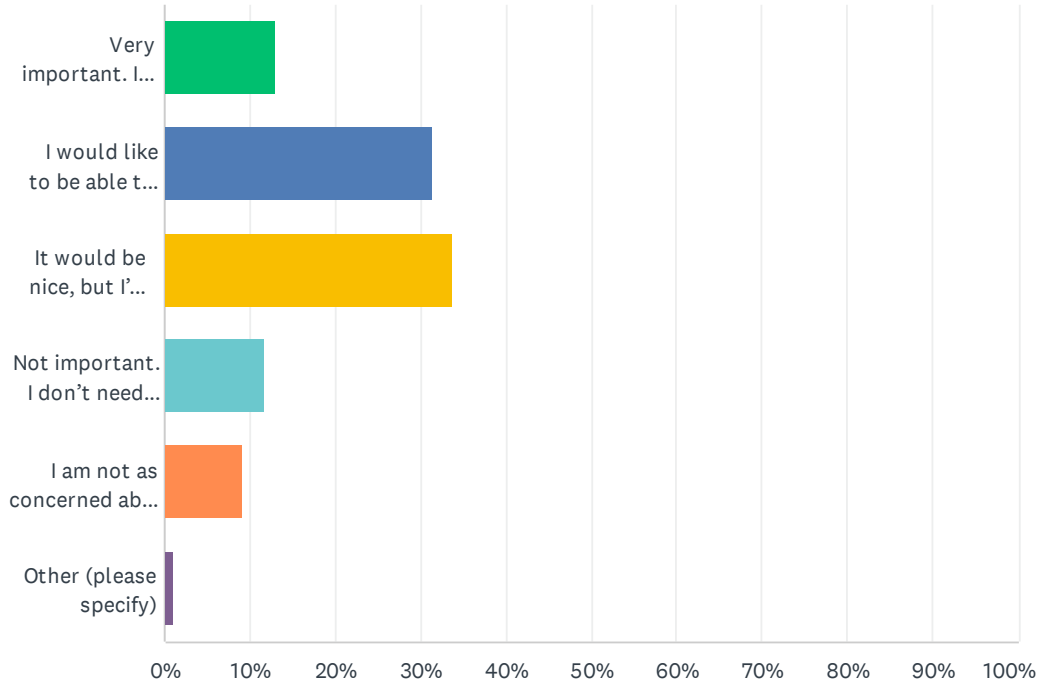
Answered: 483 Skipped: 57



ANSWER CHOICES	RESPONSES	
I like to ride close to home, within walking or short biking distance. If the facility is further away, I would not go as often.	13.25%	64
I don't mind riding 15 to 20 minutes away to get to a facility. It probably wouldn't impact how often I participated.	22.36%	108
I don't mind loading up my bike and driving across town to get to a facility.	27.12%	131
My willingness to travel to a mountain bike facility is going to depend on the quality of the facility.	34.78%	168
Other (please specify)	2.48%	12
TOTAL		483

Q10 How important is it that a mountain bike facility be accessible by trail? (select one)

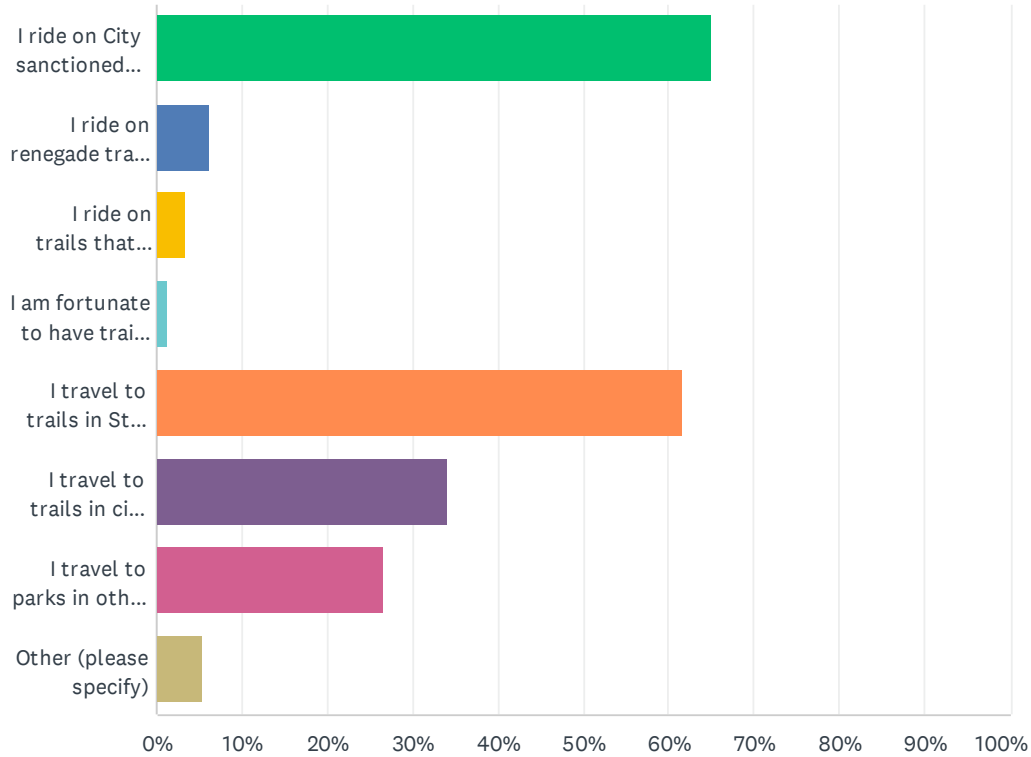
Answered: 483 Skipped: 57



ANSWER CHOICES	RESPONSES	
Very important. I would not want to go to a facility if I couldn't ride there on the trail.	13.04%	63
I would like to be able to ride trail to get there, but if I can get close on trail, I'll find a way to make it the rest of the way.	31.26%	151
It would be nice, but I'm OK riding on the street or loading up my bike and driving there.	33.75%	163
Not important. I don't need trail to get there and often use different bikes for trail and mountain biking anyway.	11.80%	57
I am not as concerned about myself, but I would want safe trail access for younger riders.	9.11%	44
Other (please specify)	1.04%	5
TOTAL		483

Q11 When you ride on single-track trails, where do you usually ride? (select up to 3)

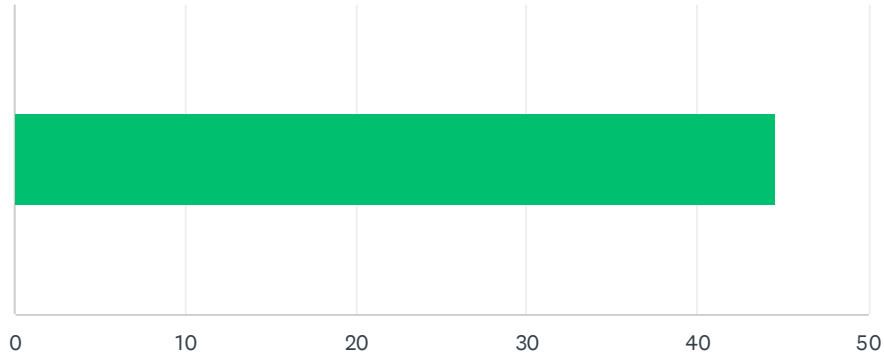
Answered: 484 Skipped: 56



ANSWER CHOICES	RESPONSES
I ride on City sanctioned trails in Wilderness or Van Dorn Park most often (these are the only two official natural surface trails in Lincoln parks).	65.08% 315
I ride on renegade trails (not City sanctioned) in other Lincoln parks.	6.20% 30
I ride on trails that have been constructed on private property.	3.51% 17
I am fortunate to have trails on my own property.	1.24% 6
I travel to trails in State parks in the surrounding area.	61.57% 298
I travel to trails in city parks in surrounding communities.	34.09% 165
I travel to parks in other states.	26.65% 129
Other (please specify)	5.37% 26
Total Respondents: 484	

Q12 Using the color/shape model, place the marker at the level that best describes your skills.If you are not a current trails user, please continue to next question.

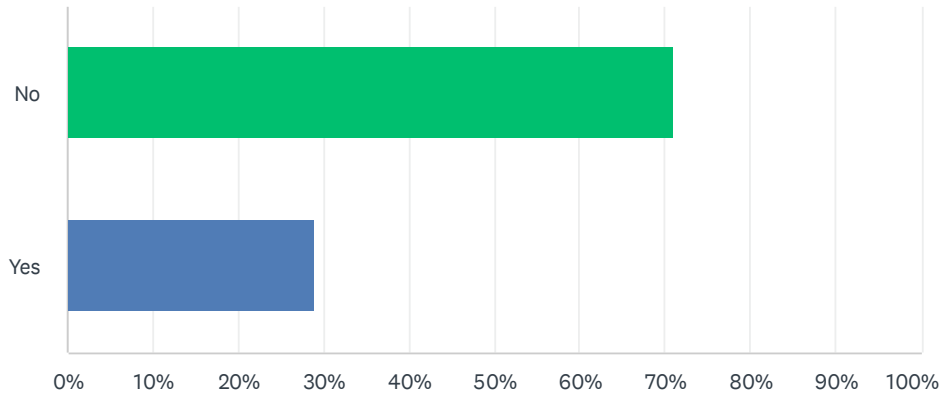
Answered: 461 Skipped: 79



ANSWER CHOICES	AVERAGE NUMBER	TOTAL NUMBER	RESPONSES
	45	20,520	461
Total Respondents: 461			

Q13 Are you currently a member of an organized mountain biking group?

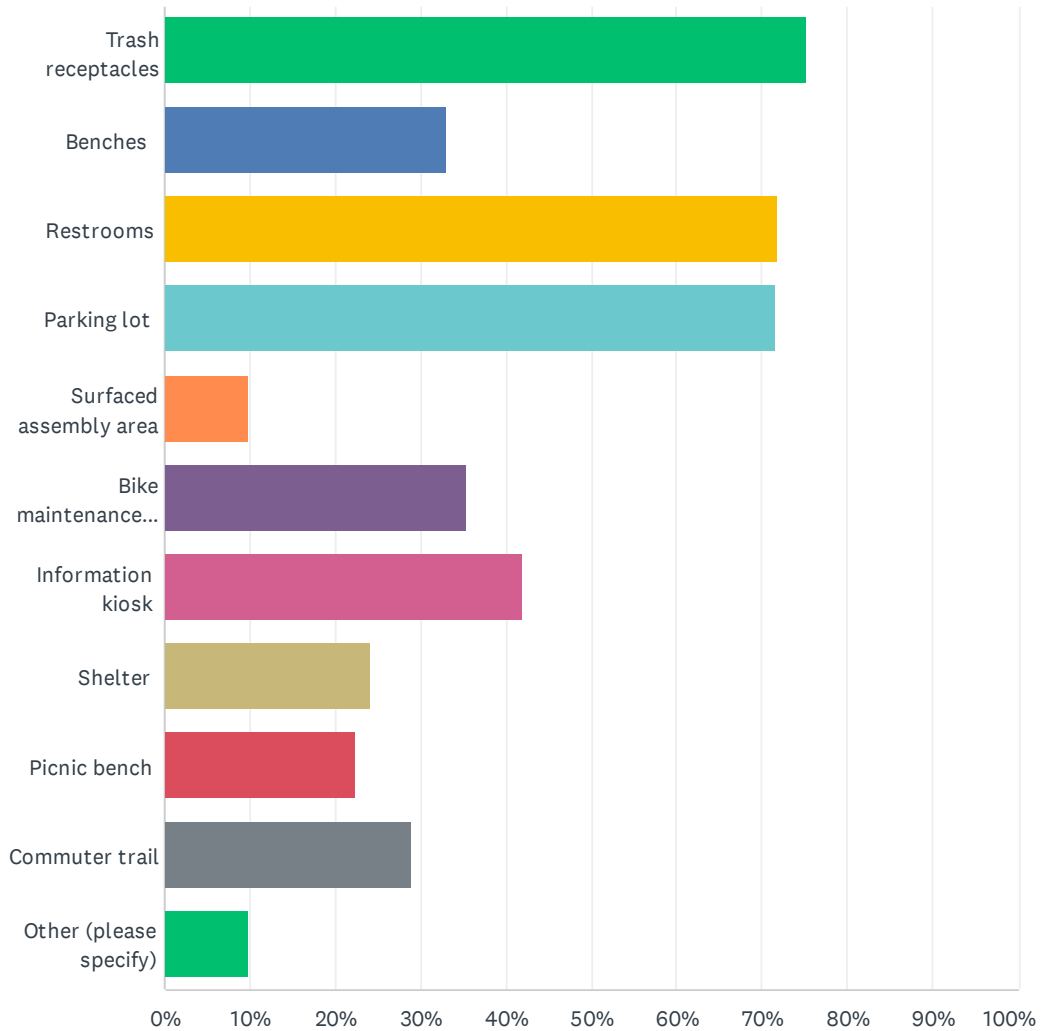
Answered: 484 Skipped: 56



ANSWER CHOICES	RESPONSES	
No	71.07%	344
Yes	28.93%	140
TOTAL		484

Q14 What basic park services do you feel are necessary to have nearby? (Select all that apply)

Answered: 471 Skipped: 69

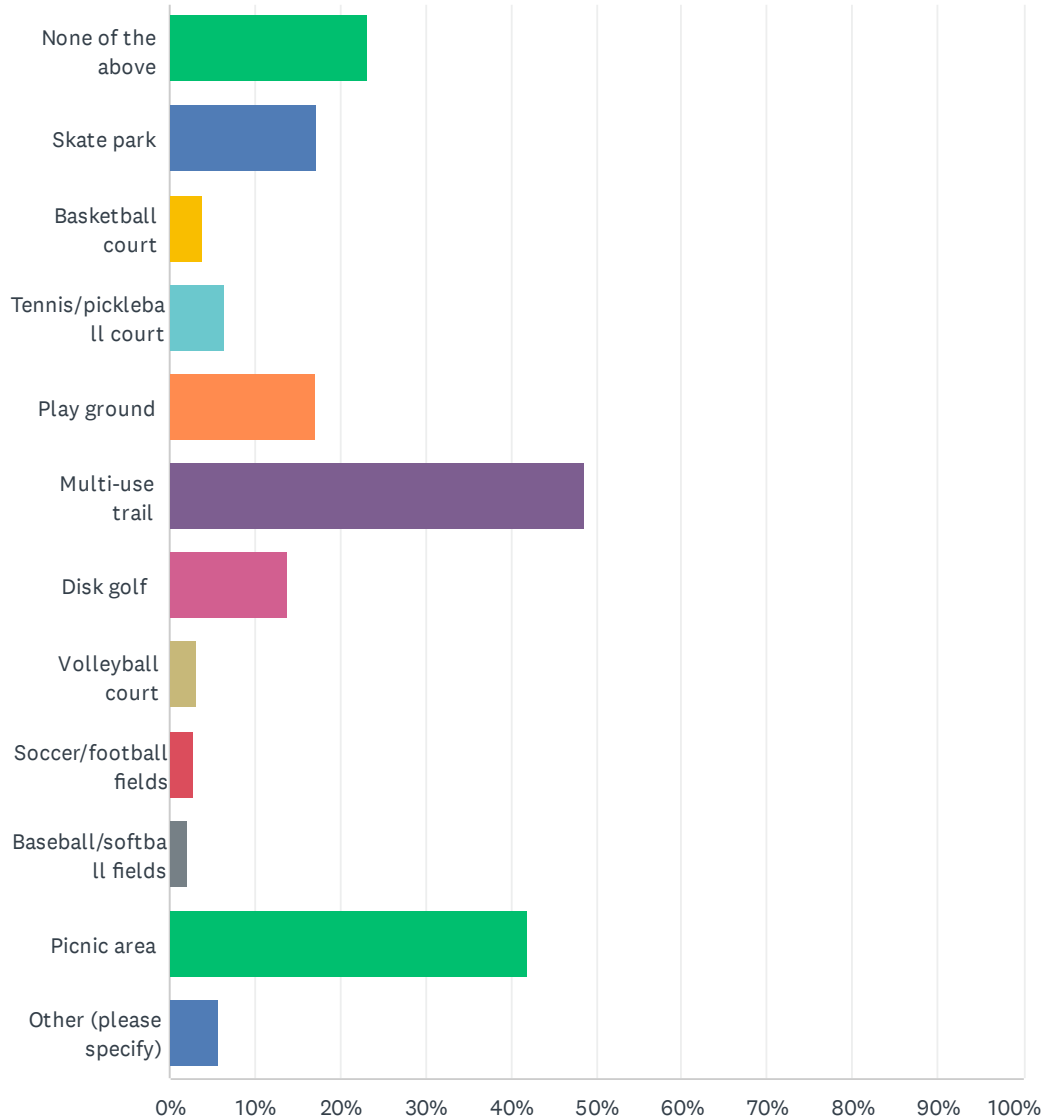


Mountain Bike Facility Survey

ANSWER CHOICES	RESPONSES	
Trash receptacles	75.37%	355
Benches	33.12%	156
Restrooms	71.76%	338
Parking lot	71.55%	337
Surfaced assembly area	9.77%	46
Bike maintenance rack/tools/air pump	35.46%	167
Information kiosk	42.04%	198
Shelter	23.99%	113
Picnic bench	22.29%	105
Commuter trail	29.09%	137
Other (please specify)	9.77%	46
Total Respondents: 471		

Q15 What other park amenities would you like to have near a mountain biking facility? (Select all that apply)

Answered: 439 Skipped: 101

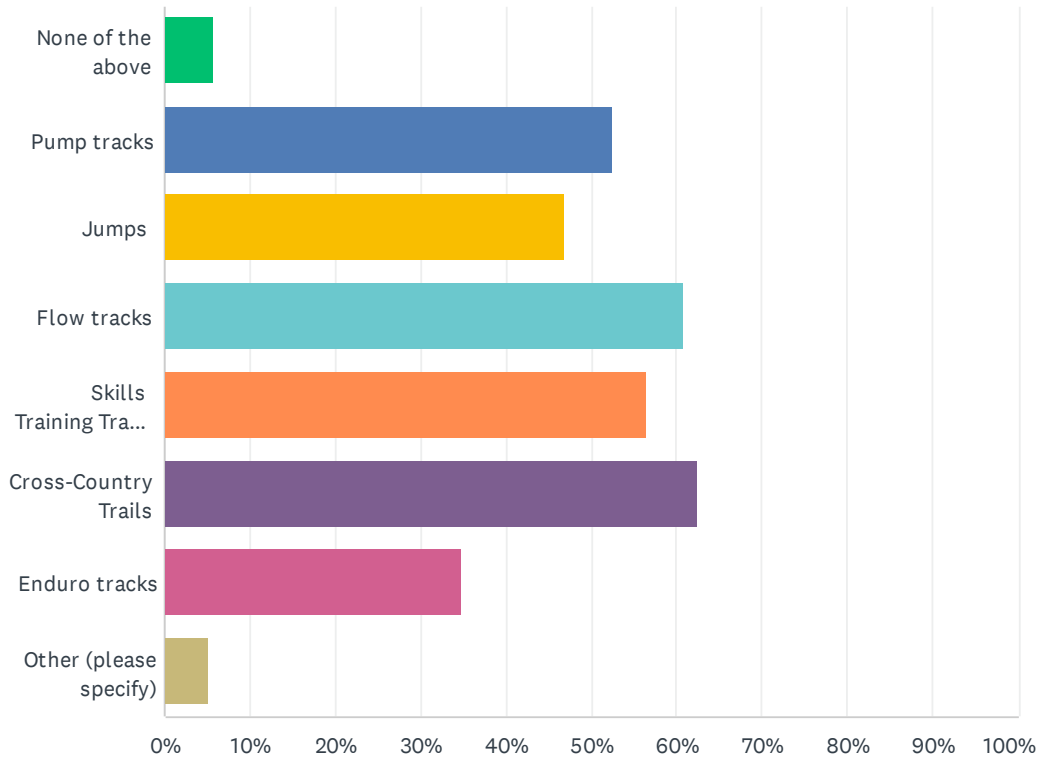


Mountain Bike Facility Survey

ANSWER CHOICES	RESPONSES	
None of the above	23.23%	102
Skate park	17.31%	76
Basketball court	3.87%	17
Tennis/pickleball court	6.38%	28
Play ground	17.08%	75
Multi-use trail	48.52%	213
Disk golf	13.90%	61
Volleyball court	3.19%	14
Soccer/football fields	2.73%	12
Baseball/softball fields	2.05%	9
Picnic area	41.91%	184
Other (please specify)	5.69%	25
Total Respondents: 439		

Q16 Besides single track, what other mountain bike amenities would you like to see in Lincoln? (select all that apply)

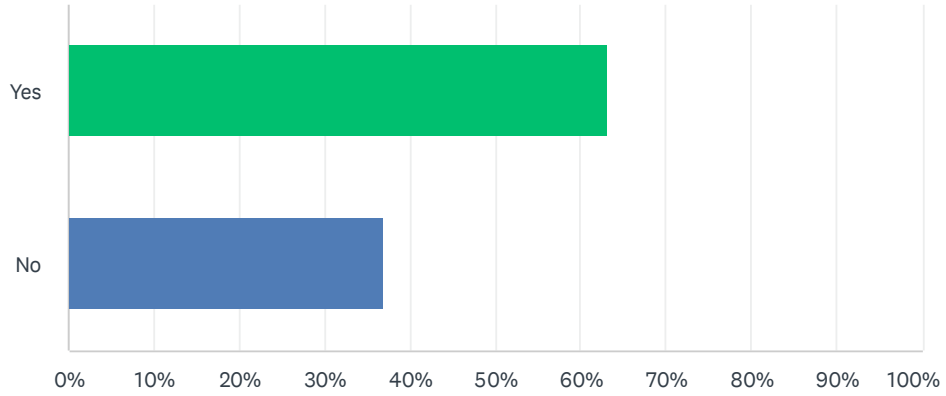
Answered: 459 Skipped: 81



ANSWER CHOICES	RESPONSES
None of the above	5.66% 26
Pump tracks	52.51% 241
Jumps	46.84% 215
Flow tracks	60.78% 279
Skills Training Tracks	56.43% 259
Cross-Country Trails	62.53% 287
Enduro tracks	34.86% 160
Other (please specify)	5.01% 23
Total Respondents: 459	

Q17 Have you ever taken a trip specifically to enjoy mountain biking facilities that are more than 100 miles from home?

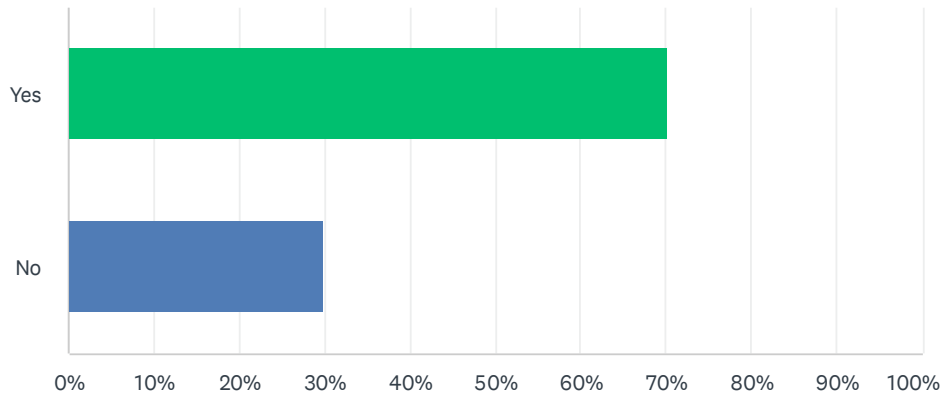
Answered: 471 Skipped: 69



ANSWER CHOICES	RESPONSES	
Yes	63.06%	297
No	36.94%	174
TOTAL		471

Q18 Have you ever taken a trip more than 100 miles from home that was not specifically for mountain biking but did include planned mountain biking?

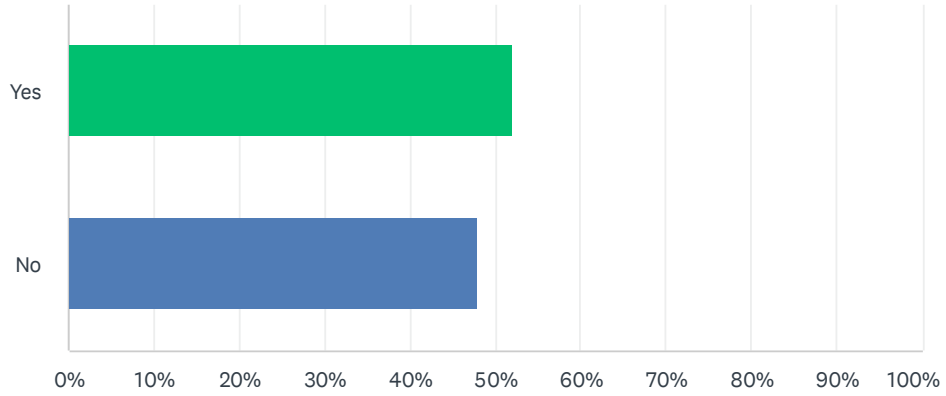
Answered: 469 Skipped: 71



ANSWER CHOICES	RESPONSES	
Yes	70.15%	329
No	29.85%	140
TOTAL		469

Q19 Have you ever taken a trip more than 100 miles from home that included a spontaneous mountain bike activity?

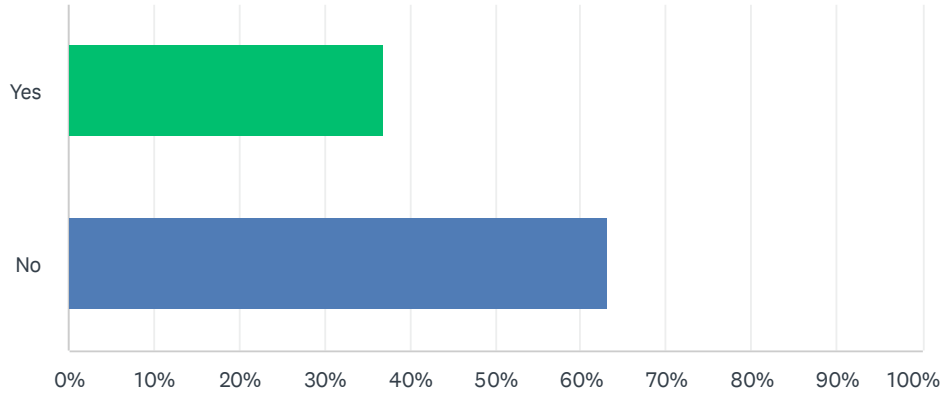
Answered: 468 Skipped: 72



ANSWER CHOICES	RESPONSES	
Yes	51.92%	243
No	48.08%	225
TOTAL		468

Q20 Have you ever travelled more than 100 miles in order to participate in a mountain biking event or competition?

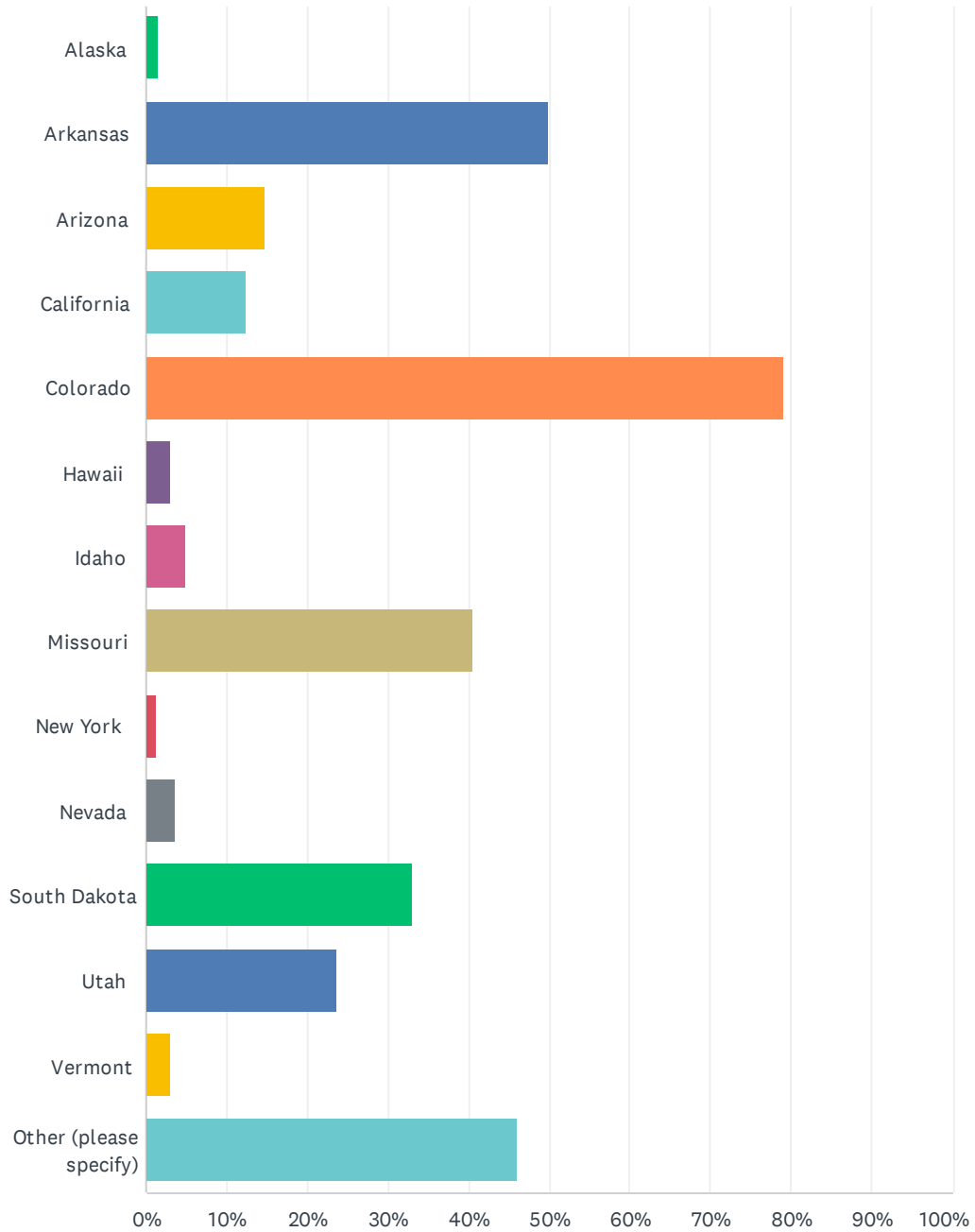
Answered: 469 Skipped: 71



ANSWER CHOICES	RESPONSES	
Yes	36.89%	173
No	63.11%	296
TOTAL		469

Q21 If yes, please indicate which states you have visited where you participated in mountain biking (select all that apply):

Answered: 341 Skipped: 199

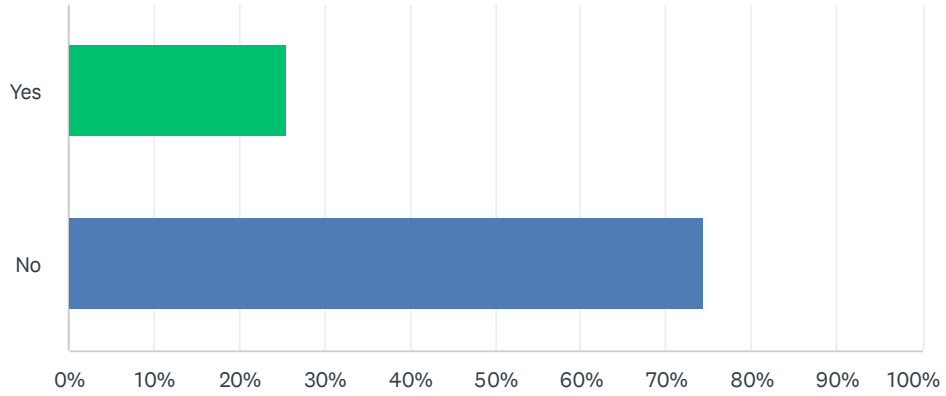


Mountain Bike Facility Survey

ANSWER CHOICES	RESPONSES	
Alaska	1.47%	5
Arkansas	49.85%	170
Arizona	14.66%	50
California	12.32%	42
Colorado	79.18%	270
Hawaii	2.93%	10
Idaho	4.99%	17
Missouri	40.47%	138
New York	1.17%	4
Nevada	3.52%	12
South Dakota	33.14%	113
Utah	23.75%	81
Vermont	2.93%	10
Other (please specify)	46.04%	157
Total Respondents: 341		

Q22 Have you ever paid a membership or daily/weekly/monthly fee to use a mountain biking facility?

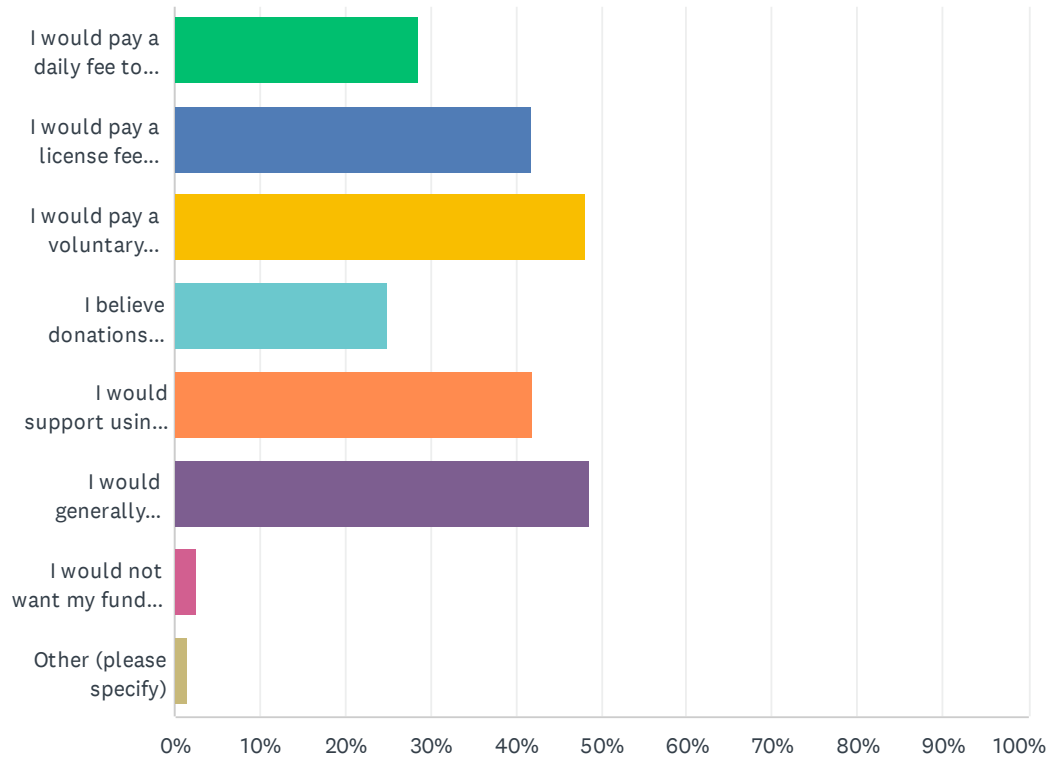
Answered: 460 Skipped: 80



ANSWER CHOICES	RESPONSES	
Yes	25.65%	118
No	74.35%	342
TOTAL		460

Q23 How inclined would you be to direct some of your funds to support a mountain bike facility? (select up to 3)

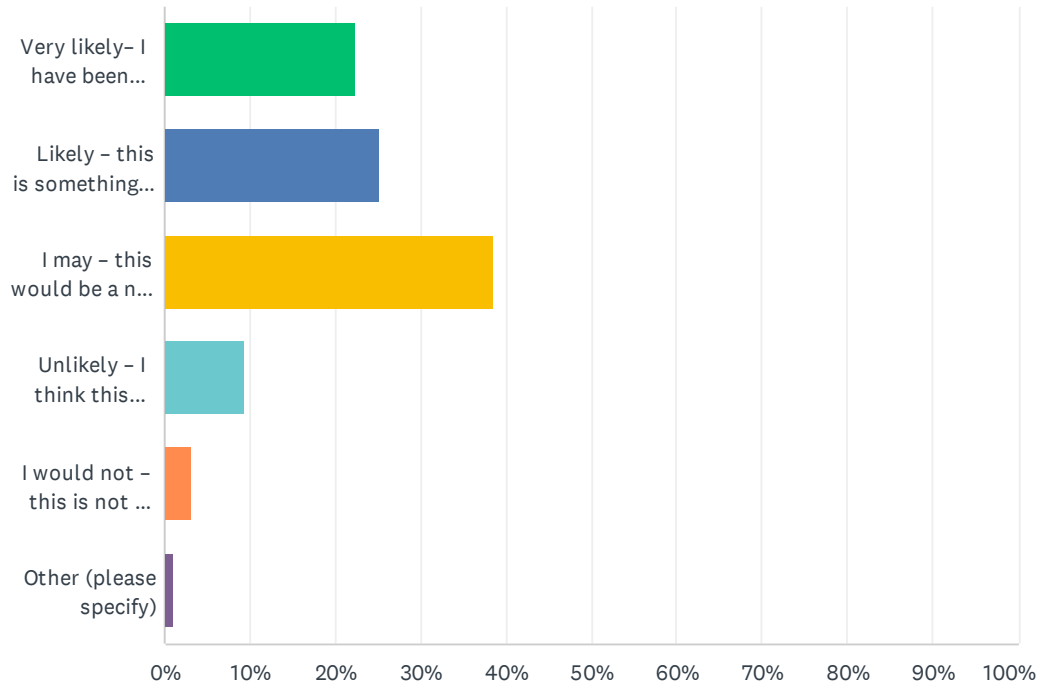
Answered: 462 Skipped: 78



ANSWER CHOICES	RESPONSES
I would pay a daily fee to gain access to a private mountain biking facility.	28.57% 132
I would pay a license fee that allows access to public mountain biking facilities.	41.77% 193
I would pay a voluntary contribution to support public mountain biking facilities.	48.27% 223
I believe donations should be used to support public mountain biking facilities.	24.89% 115
I would support using property taxes or sales taxes for mountain biking facilities if the public has voted for such use as part of a Quality of Life bond Issue.	41.99% 194
I would generally support a portion my city taxes being used to support mountain biking facilities.	48.70% 225
I would not want my funds to be used for mountain bike facilities.	2.60% 12
Other (please specify)	1.52% 7
Total Respondents: 462	

Q24 How inclined would you be to volunteer, donate or raise funds for mountain biking facilities in Lincoln? (select one)

Answered: 456 Skipped: 84



ANSWER CHOICES	RESPONSES	
Very likely- I have been waiting for an opportunity to contribute	22.37%	102
Likely - this is something I am interested in or that my workplace would like to support	25.22%	115
I may - this would be a nice addition to Lincoln parks	38.60%	176
Unlikely - I think this would be nice, but only if it falls within current budgets	9.43%	43
I would not - this is not a use that should become part of Lincoln parks	3.29%	15
Other (please specify)	1.10%	5
TOTAL		456

Q25 Full Name

Answered: 258 Skipped: 282

Q26 E-mail Address

Answered: 258 Skipped: 282