# City of Lincoln

Parks Trails

11/22/2020

# MoPac Trail at 26th

July 1, 2020 → July 31, 2020

## Location

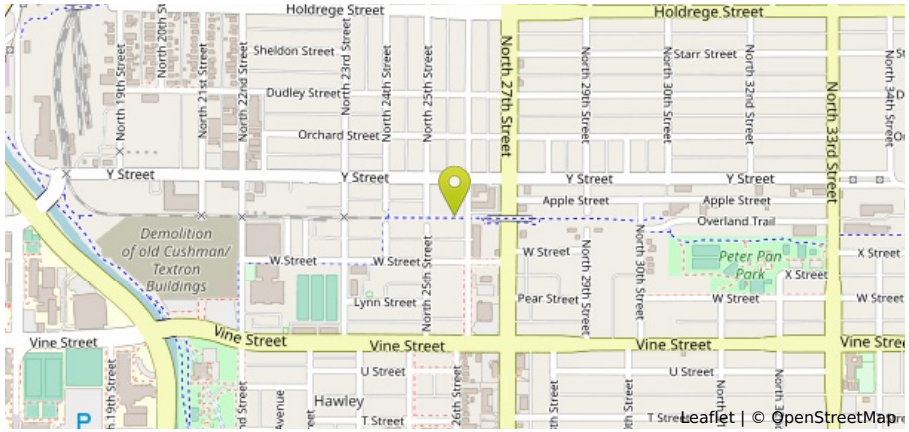


## Distribution

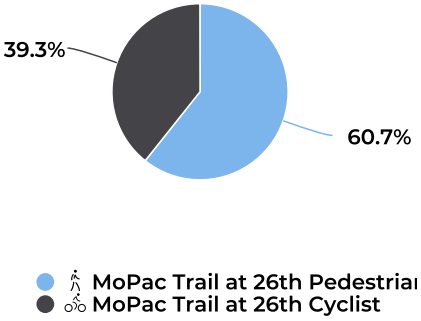

## Time Series

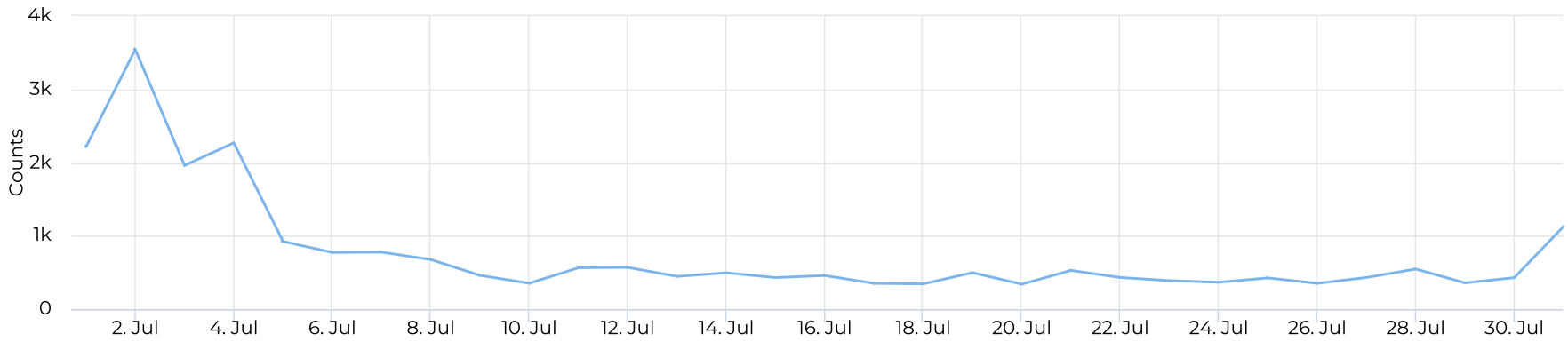

## Key Figures Summary

| Site | Total | Average | Peak Count | Peak Period |
|---|---|---|---|---|
| MoPac Trail at 26th | 23,852 | 769 | 3,543 | Thu Jul 2, 2020 |
| MoPac Trail at 26th IN | 17,542 | 566 | 3,395 | Thu Jul 2, 2020 |
| MoPac Trail at 26th OUT | 6,310 | 204 | 311 | Fri Jul 31, 2020 |