

Sidewalk and Driveway Approach Criteria

This document is to provide the minimum requirements which will be subject to final inspection of the sidewalk and driveway approaches. Verbal/non-written discussion shall not relieve the permittee of any legal obligations under City ordinance/policy.

General Notes

Inspection request must be scheduled through the IVR system which is managed by Building and Safety.

Adjustments of any public utilities to include manholes, valve boxes, or pull boxes shall be at the cost to the builder

Relocation of manholes, hydrants, or curb inlets shall be at the cost of the builder. This work shall be by means of Executive Orders.

The Contractor shall not permit concrete slurry or residue into gutters, inlets, or other drainage facilities. It is the responsibility of the owner or builder to ensure the street is free of all dirt, gravel, rocks, and debris.

Soil below sidewalks and driveways must be at maximum bearing capacity to support the loads of which will be applied.

No concrete debris or other foreign material within the subgrade below sidewalk and driveway approach.



Documentation of testing and material must be available from the contractor upon request. This includes:

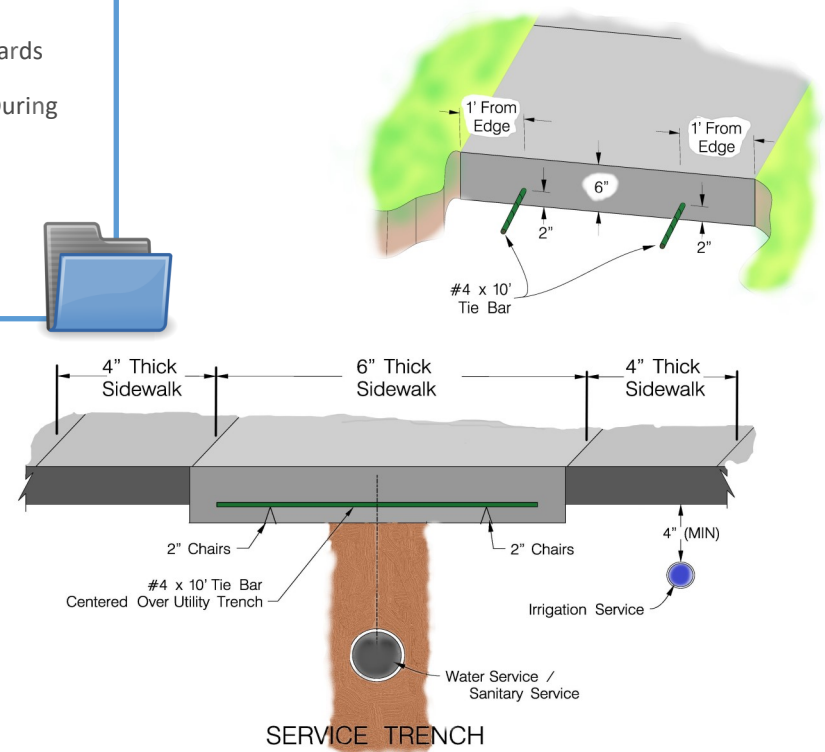
- Concrete Supplier Receipts
- Reinforcement
- Backfill Per City Standards
- Take Photos Before, During and after Project



Location #1 Sidewalk over Utility Trenches

Backfill must be suitable material and compacted to City specification standards.

1. Unsuitable excavated material must be removed from the site that same day
2. Backfill material must be covered and protected.
3. Compaction methods must be by vibratory plates, mechanical rollers, and/or hand air compactors (*hand tamp around valves boxes and utility crossing*)

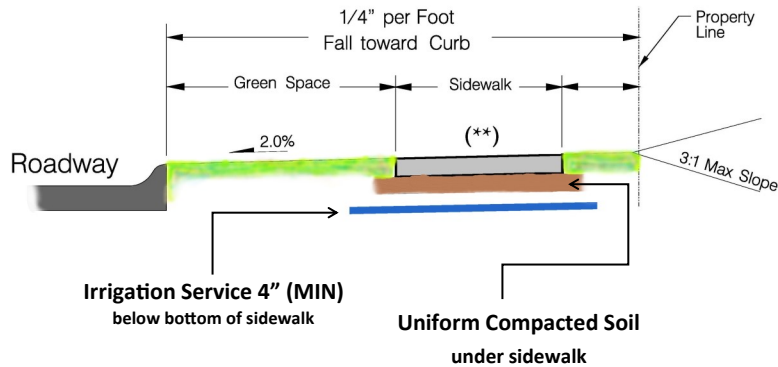


Detail Section over Service Trench

Location #2 Sidewalk Grade and Dimensions

DIMENSION of SIDEWALK PER LOCATION

- **Residential Roadway** shall be 4' wide x 4" thick
- Sidewalk through a Residential Driveway shall be 5" thick
- **Arterial Roadway** shall be 5' wide x 4" thick
- Sidewalk through a Commercial Driveway shall be 6" thick

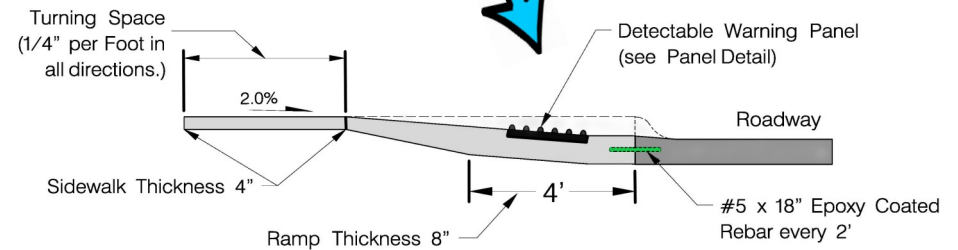
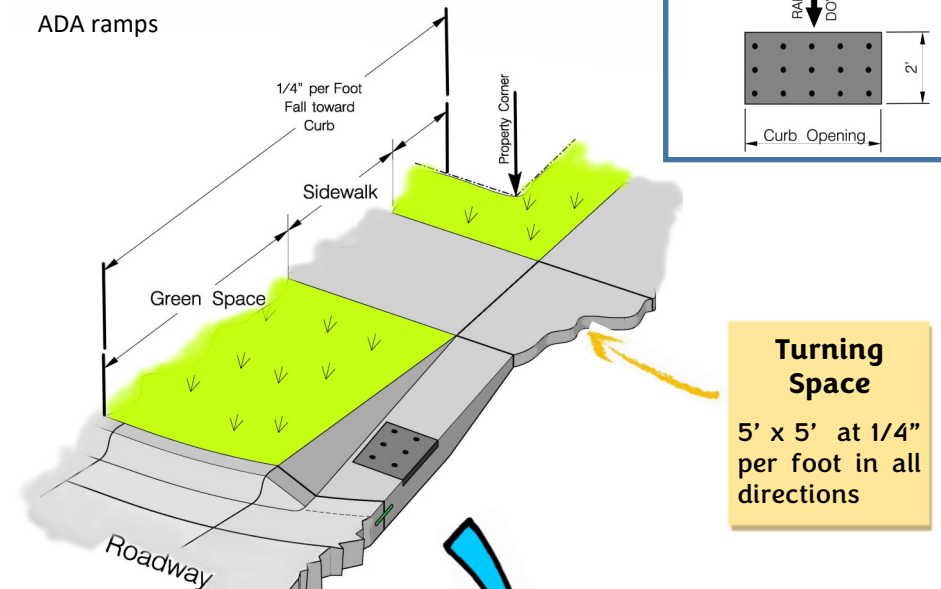
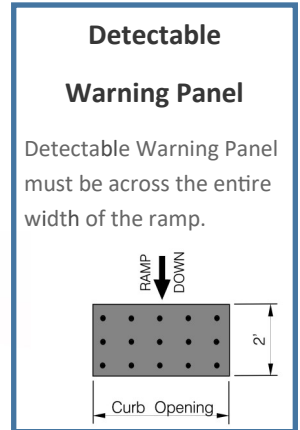


() Slope 1.5% MIN to 2.0% MAX**

Location #3 Sidewalk ADA Ramps

DIMENSION of SIDEWALK RAMPS:

1. Sidewalk ramp widths shall be the same width of the abutting sidewalk.
2. Ramp slope is not to exceed 3/4" per Foot fall toward roadway, unless prior approval by LTU
3. No irrigation service lines permitted under ADA ramps

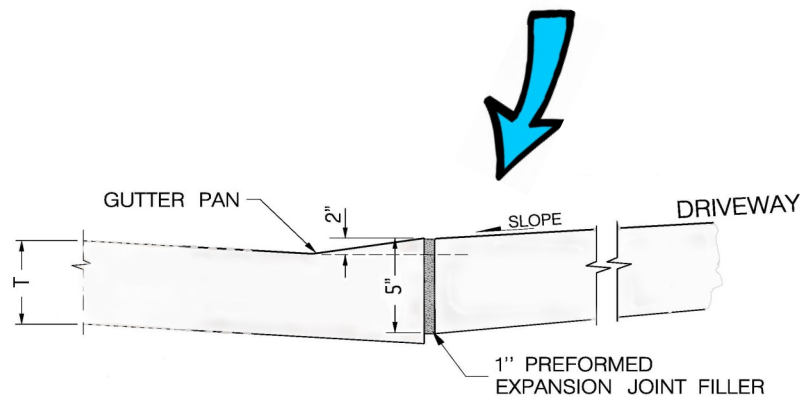
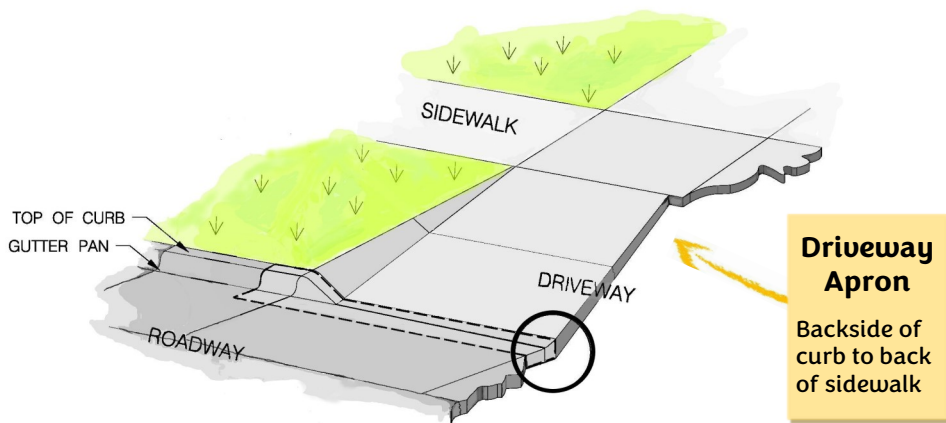


Cross Section of ADA Ramp

Location #4 Driveway Approach

No curb cut within 5' from a fire hydrant, street trees, and/or 7' after a curb inlet, measuring from the nearest side of the inlet top to the start of the curb cut

- Sidewalk through a Residential Driveway shall be 5" thick
- Sidewalk through a Commercial Driveway shall be 6" thick



Property Corners and Easements
It is the responsibility of the owner or builder to validate lot lines and determine that proposed construction does not violate any easement rights of any person or entity, including the City of Lincoln, or violate any private cove-

NOTICE OF INTENT

Seasonal Time Frame (Mar. – Nov.)

1. 24 hr. notice after pour is complete (insp. after)
2. 48 hr. or more for ALL ADA ramps (insp. will happen before & after pour)
3. **Winter Condition (Dec. 15th – Mar. 15th)**
 - **NO** pours on **FROZEN** ground
 - Concrete Temperature minimum 55 deg
 - Immediately cover with double insulated Blanket
 - City recommends to not pour when ambient temperature is below 35 deg.
 - 24 hour notification prior to pour
(Allows LTU to document winter conditions)



Consult with LTU Inspectors for:

- Preconstruction Review
- Construction Questions
- Inspections

Consultation of Setup:

LTU ROW Office

(402) 441 -7558

Email: LTUROW@Lincoln.ne.gov

