March 10, 2023

Gary Bergstrom, Air Quality Program Supervisor
Lincoln Lancaster County Health Department
3131 O Street
Lincoln, NE 68510

RE: Air Quality Construction Permit Application – Public Version
Agate, LLC

Dear Mr. Bergstrom:

On behalf of Agate, LLC, Olsson is submitting a public version of an air quality construction permit application for a proposed light industrial facility near Lincoln, Nebraska. A confidential version of this application is being provided to your attention under separate cover. A USB drive is enclosed that contains air emission calculations spreadsheets, a pdf version of the enclosed application, and a spreadsheet version of the application.

On behalf of Agate, LLC, you may contact me regarding this application at 402-310-5685, or by email at tplander@olsson.com.

Sincerely,

Tim Plander, MBA
Senior Scientist

Enclosures:

Air Quality Construction Permit Application
USB Drive with Application and Emissions Calculations Workbooks

601 P Street / Suite 200 / Lincoln, NE 68508
O 402.474.6311 / **olsson.com**

AGATE, LLC
AIR CONSTRUCTION PERMIT APPLICATION

Prepared for:

Agate, LLC

March 2023

Olsson Project No. 022-06299

Public Version

olsson®

ACRONYMS AND ABBREVIATIONS

MW ..... Megawatt
NO_x ..... Oxides of Nitrogen
TPY ..... Tons per Year

TABLE OF CONTENTS

1. Process Description 1
2. Facility Description 1
3. NESHAP and NSPS 5
4. Requested Limitations 5
5. Air quality dispersion modeling 6
6. Particulate Matter Emission limitations 6

LIST OF TABLES

Table 1. List of Proposed 2,750 ekW and 1,750 ekW Emergency RICE..... 2
Table 2. List of Proposed Emission Points and Emission Units 4
Table 3 identifies the capacity and location for each proposed cooling tower. 4

APPENDIX

Appendix A Process Layout Diagram
Appendix B Limited PTE Calculations
Appendix C Construction Permit Application

1. PROCESS DESCRIPTION

Agate, LLC seeks to construct and permit a light industrial facility near Lincoln, Nebraska that will be named Agate and referred to as the "Facility" in this application. The proposed Facility will be in portions of Section 20 and Section 29, Township 11N, and Range 7E. A map is enclosed in Appendix A that identifies the proposed location of the Facility's perimeter fence, proposed buildings, and proposed air emission points.

The Facility will operate under Standard Industrial Classification code 7374 (Computer Processing and Data Preparation and Processing Services) and NAICS code 518210 (Data Processing, Hosting, and Related Services). The Facility will operate diesel fuel-fired reciprocating internal combustion engines (RICE) to provide power during emergencies to support the proposed Facility. The Facility will also operate 1,750 ekW engines to support fourteen cooling towers. The Facility's potential to emit (PTE) for oxides of nitrogen (NO_x) are greater than 40 tons per year (TPY); therefore, the Facility will require a Permit to Construct per Article 2, Section 17 of the Lincoln-Lancaster County Air Pollution Control Program Regulations and Standards. Potential limited air emission calculations based on requested operational limitations are provided in Appendix B. The completed air quality construction permit application for this project is included in Appendix C.

2. FACILITY DESCRIPTION

As previously mentioned, the Facility will comprise two main buildings. Each proposed building will have the following configuration:

- Thirty-four emergency stationary diesel RICE, each with a 2,750 electrical power (ekW) capacity (sixty-eight 2,750 ekW engines in Facility total),
- Ten emergency stationary diesel RICE, each with a 1,750 ekW capacity (twenty 1,750-ekW engines in Facility total), and
- Seven cooling towers, each with 5,160 gallon-per-minute water circulation rate (fourteen cooling towers in Facility total).

The Facility will also have one 350 ekW emergency fire water pump engine and one 500 ekW emergency guard house engine.

NO_x emissions are expected during monthly generator tests and emergency runtime during a failure of the Facility's primary power source. Table 1 lists the proposed 1,750 ekW and 2,750 ekW stationary RICE to be covered by the proposed air quality construction permit.

Table 1. List of Proposed 2,750 ekW and 1,750 ekW Emergency RICE

Emission Point	Emission Unit Name	Building	Size (ekW)	Stack Location UTM X Easting in NAD83 Datum (meters)	Stack Location UTM Y Northing in NAD83 Datum (meters)
EPB1G1	DC1 Generator 1	1A	2750	697900.75	4531009.36
EPB1G2	DC1 Generator 2	1A	2750	697894.35	4531009.27
EPB1G3	DC1 Generator 3	1A	2750	697886.12	4531009.14
EPB1G4	DC1 Generator 4	1A	2750	697879.72	4531009.05
EPB1G5	DC1 Generator 5	1A	2750	697871.49	4531008.92
EPB1G6	DC1 Generator 6	1A	2750	697865.09	4531008.83
EPB1G7	DC1 Generator 7	1A	2750	697856.86	4531008.70
EPB1G8	DC1 Generator 8	1A	2750	697842.23	4531008.48
EPB1G9	DC1 Generator 9	1A	2750	697834.00	4531008.36
EPB1G10	DC1 Generator 10	1A	2750	697827.60	4531008.26
EPB1G11	DC1 Generator 11	1A	2750	697819.37	4531008.13
EPB1G12	DC1 Generator 12	1A	2750	697812.97	4531008.04
EPB1G13	DC1 Generator 13	1A	2750	697804.75	4531007.91
EPB1G14	DC1 Generator 14	1A	2750	697798.34	4531007.82
EPB1G15	DC1 Generator 15	1A	2750	697790.12	4531007.69
EPB1G16	DC1 Generator 16	1A	2750	697783.72	4531007.59
EPB1G17	DC1 Generator 17	1A	2750	697775.18	4531007.47
EPB1G18	DC1 Generator 18	1A	2750	697768.78	4531007.37
EPB1G19	DC1 Generator 19	1A	2750	697760.55	4531007.24
EPB1G20	DC1 Generator 20	1A	2750	697754.15	4531007.15
EPB1G21	DC1 Generator 21	1A	2750	697745.92	4531007.02
EPB1G22	DC1 Generator 22	1A	2750	697731.29	4531006.80
EPB1G23	DC1 Generator 23	1A	2750	697723.07	4531006.68
EPB1G24	DC1 Generator 24	1A	2750	697716.67	4531006.58
EPB1G25	DC1 Generator 25	1A	2750	697708.44	4531006.46
EPB1G26	DC1 Generator 26	1A	2750	697702.04	4531006.36
EPB1G27	DC1 Generator 27	1A	2750	697693.81	4531006.23
EPB1G28	DC1 Generator 28	1A	2750	697684.36	4531006.09
EPB1G29	DC1 Generator 29	1A	2750	697676.13	4531005.97
EPB1G30	DC1 Generator 30	1A	2750	697669.73	4531005.87
EPB1G31	DC1 Generator 31	1A	2750	697661.50	4531005.75
EPB1G32	DC1 Generator 32	1A	2750	697655.10	4531005.65
EPB1G33	DC1 Generator 33	1A	2750	697646.87	4531005.52
EPB1G34	DC1 Generator 34	1A	2750	697640.47	4531005.43
EPB1CG1	DC1 Cub Generator 1	1A	1750	697879.10	4530786.20
EPB1CG2	DC1 Cub Generator 2	1A	1750	697861.97	4530785.95
EPB1CG3	DC1 Cub Generator 3	1A	1750	697844.83	4530785.69
EPB1CG4	DC1 Cub Generator 4	1A	1750	697827.69	4530785.43
EPB1CG5	DC1 Cub Generator 5	1A	1750	697797.93	4530784.98
EPB1CG6	DC1 Cub Generator 6	1A	1750	697780.77	4530784.72
EPB1CG7	DC1 Cub Generator 7	1A	1750	697763.69	4530784.46
EPB1LTG1	DC1 LT Generator 1	1A	1750	697712.44	4530783.69
EPB1LTG2	DC1 LT Generator 2	1A	1750	697695.29	4530783.43

Emission Point	Emission Unit Name	Building	Size (ekW)	Stack Location UTM X Easting in NAD83 Datum (meters)	Stack Location UTM Y Northing in NAD83 Datum (meters)
EPB1LTG3	DC1 LT Generator 3	1A	1750	697678.22	4530783.17
EPB2G1	DC2 Generator 1	2A	2750	697595.84	4531004.75
EPB2G2	DC2 Generator 2	2A	2750	697589.44	4531004.66
EPB2G3	DC2 Generator 3	2A	2750	697581.21	4531004.53
EPB2G4	DC2 Generator 4	2A	2750	697574.81	4531004.43
EPB2G5	DC2 Generator 5	2A	2750	697566.58	4531004.31
EPB2G6	DC2 Generator 6	2A	2750	697560.18	4531004.21
EPB2G7	DC2 Generator 7	2A	2750	697551.95	4531004.09
EPB2G8	DC2 Generator 8	2A	2750	697537.32	4531003.87
EPB2G9	DC2 Generator 9	2A	2750	697529.09	4531003.74
EPB2G10	DC2 Generator 10	2A	2750	697522.69	4531003.65
EPB2G11	DC2 Generator 11	2A	2750	697514.47	4531003.52
EPB2G12	DC2 Generator 12	2A	2750	697508.07	4531003.42
EPB2G13	DC2 Generator 13	2A	2750	697499.84	4531003.30
EPB2G14	DC2 Generator 14	2A	2750	697493.44	4531003.20
EPB2G15	DC2 Generator 15	2A	2750	697485.21	4531003.08
EPB2G16	DC2 Generator 16	2A	2750	697478.81	4531002.98
EPB2G17	DC2 Generator 17	2A	2750	697470.27	4531002.85
EPB2G18	DC2 Generator 18	2A	2750	697463.87	4531002.76
EPB2G19	DC2 Generator 19	2A	2750	697455.64	4531002.63
EPB2G20	DC2 Generator 20	2A	2750	697449.24	4531002.53
EPB2G21	DC2 Generator 21	2A	2750	697441.02	4531002.41
EPB2G22	DC2 Generator 22	2A	2750	697426.39	4531002.19
EPB2G23	DC2 Generator 23	2A	2750	697418.16	4531002.06
EPB2G24	DC2 Generator 24	2A	2750	697411.76	4531001.97
EPB2G25	DC2 Generator 25	2A	2750	697403.53	4531001.84
EPB2G26	DC2 Generator 26	2A	2750	697397.13	4531001.75
EPB2G27	DC2 Generator 27	2A	2750	697388.90	4531001.62
EPB2G28	DC2 Generator 28	2A	2750	697379.45	4531001.48
EPB2G29	DC2 Generator 29	2A	2750	697371.22	4531001.35
EPB2G30	DC2 Generator 30	2A	2750	697364.82	4531001.26
EPB2G31	DC2 Generator 31	2A	2750	697356.59	4531001.13
EPB2G32	DC2 Generator 32	2A	2750	697350.19	4531001.04
EPB2G33	DC2 Generator 33	2A	2750	697341.96	4531000.91
EPB2G34	DC2 Generator 34	2A	2750	697335.56	4531000.81
EPB2CG1	DC2 Cub Generator 1	2A	1750	697574.20	4530781.59
EPB2CG2	DC2 Cub Generator 2	2A	1750	697557.06	4530781.33
EPB2CG3	DC2 Cub Generator 3	2A	1750	697539.92	4530781.07
EPB2CG4	DC2 Cub Generator 4	2A	1750	697522.78	4530780.82
EPB2CG5	DC2 Cub Generator 5	2A	1750	697493.02	4530780.37
EPB2CG6	DC2 Cub Generator 6	2A	1750	697475.86	4530780.11
EPB2CG7	DC2 Cub Generator 7	2A	1750	697458.78	4530779.85
EPB2LTG1	DC2 LT Generator 1	2A	1750	697407.53	4530779.08
EPB2LTG2	DC2 LT Generator 2	2A	1750	697390.38	4530778.82
EPB2LTG3	DC2 LT Generator 3	2A	1750	697373.31	4530778.56

Table 2 lists the capacity and location for the proposed 350 ekW and 500 ekW stationary RICE.

Table 2. List of Proposed Emission Points and Emission Units

Emission Point	Emission Unit Name	Size (ekW)	Stack Location UTM X Easting in NAD83 Datum (meters)	Stack Location UTM Y Northing in NAD83 Datum (meters)
EPFP	Fire Water Pump Engine	350	697820.37	4531072.09
EPGH	Guard House Engine	500	698301.1	4530800.8

Table 3 identifies the capacity and location for each proposed cooling tower.

Emission Point	Emission Unit Name	Maximum Water Circulation Rate (gallons/minute)	Stack Location UTM X Easting in NAD83 Datum (meters)	Stack Location UTM Y Northing in NAD83 Datum (meters)
B1CT1	Cooling Tower #1 for Building #1	5,160	697858.9775	4530808.78
B1CT2	Cooling Tower #2 for Building #1	5,160	697843.755	4530808.55
B1CT3	Cooling Tower #3 for Building #1	5,160	697828.505	4530808.315
B1CT4	Cooling Tower #4 for Building #1	5,160	697813.265	4530808.08
B1CT5	Cooling Tower #5 for Building #1	5,160	697797.9875	4530807.85
B1CT6	Cooling Tower #6 for Building #1	5,160	697782.7875	4530807.62
B1CT7	Cooling Tower #7 for Building #1	5,160	697767.5475	4530807.385
B2CT1	Cooling Tower #1 for Building #2	5,160	697554.0275	4530804.165
B2CT2	Cooling Tower #2 for Building #2	5,160	697538.8025	4530803.935
B2CT3	Cooling Tower #3 for Building #2	5,160	697523.5525	4530803.7
B2CT4	Cooling Tower #4 for Building #2	5,160	697508.3125	4530803.47
B2CT5	Cooling Tower #5 for Building #2	5,160	697493.035	4530803.235
B2CT6	Cooling Tower #6 for Building #2	5,160	697477.835	4530803.005
B2CT7	Cooling Tower #7 for Building #2	5,160	697462.595	4530802.773

3. NESHAP AND NSPS

Each proposed RICE will be a Tier 2 diesel engine. The Facility will operate each RICE in accordance with the National Emission Standards for Hazardous Air Pollutants for Stationary Reciprocating Internal Combustion Engines, NESHAP Subpart ZZZZ. Each proposed RICE will be defined as a new RICE under NESHAP Subpart ZZZZ and, therefore, will be required to comply with the New Source Performance Standards for Stationary Compression Ignition Combustion Engines, NSPS Subpart IIII, per Title 40, Part 63.6590 (c)(1) of the Code of Federal Regulations.

The Facility will operate each proposed engine as an emergency engine as defined by Title 40 Part 60.4219 of the Code of Federal Regulations (CFR) and in accordance with the maintenance and testing limitation found in 40 CFR 60.4211 (f) - each emergency RICE cannot operate more than 100 hours per calendar year for maintenance and testing purposes. Emergency use is not limited under NSPS Subpart IIII, nor under NESHAP Subpart ZZZZ. The Facility, however, is requesting to either limit the hours of operation for each proposed RICE, or limit fuel consumption.

The Facility will use diesel fuel and/or renewable diesel fuel to operate the diesel engines. The diesel fuel and the renewable diesel fuel will meet the diesel fuel specifications required by 40 CFR 1090.305 via 40 CFR 60.4207 (b).

4. REQUESTED LIMITATIONS

The Facility is proposing a source-wide operational limit to maintain potential NO_x emissions to be less than 250 tons per year; thereby maintaining minor source status under the Prevention of Significant Deterioration regulations. Maximum potential and limited potential air emissions are calculated based on representative diesel engine emissions data (please refer to Appendix B). Specific engines have not been selected at the time of this application submittal.

Proposed Source-Wide Operational Limitation:

The Facility is requesting a limitation of no more than 103 operating hours per any 12 consecutive month period for each stationary RICE. This limitation is based on a “worst-case” NO_x air emission factor of 6.18 pounds per brake-horsepower-hour (lb/bhp-hour). Please refer to the enclosed spreadsheet named “2023-03-09_CMRM_Agate Limited PTE”. A tab within this spreadsheet named “0; Source-Wide Requested Limit” calculates the 103-operating hour limitation.

Alternatively, an equivalent source-wide fuel consumption limitation of no more than 1,867,591 gallons of diesel fuel consumed per any 12 consecutive month period, may also be implemented upon the Facility's request. This fuel consumption value is also calculated in the spreadsheet named "2023-03-09_CMRM_Agate Limited PTE". A tab within this spreadsheet named "0; Source-Wide Requested Limit" calculates the 1,867,591-gallon limitation.

Please note, future modifications might occur at the Facility over the next few years beyond this initial construction project. Depending upon the timing of potential future modifications and the design specifications of potential future modifications, the limitations to be accepted by the Facility for this initial construction project might need to be reduced in the future. Future limitation reductions might be necessary to accommodate any future modifications to maintain minor source status under the Prevention of Significant Deterioration regulations.

5. AIR QUALITY DISPERSION MODELING

The Lincoln Lancaster County Health Department (LLCHD) requires air quality dispersion modeling in accordance with air emission thresholds and guidance established by the Nebraska Department of Environment and Energy (NDEE). Air quality dispersion modeling is used to assess a construction project's impact to applicable national ambient air quality standards (NAAQS). The Facility's PTE for NO_x exceeds the NDEE's air quality dispersion modeling threshold for NO_x – 40 tons or more per year. The Facility will contact the LLCHD to establish an air quality dispersion modeling protocol to complete any required NO_x air quality dispersion modeling. All other pollutants for this project have PTEs less than the applicable NDEE air quality dispersion modeling thresholds.; thus, air quality dispersion modeling is not anticipated to be required for other air pollutants. Air quality dispersion modeling analyses will be provided as soon as possible to support this air quality construction permit application.

6. PARTICULATE MATTER EMISSION LIMITATIONS

Article 2, Section 20 of the Lincoln-Lancaster County Air Pollution Control Program Regulations and Standards requires each fuel-burning piece of process equipment and each piece of process equipment that handles material to meet particulate matter emission standards. The potential particulate matter emission rates for each proposed air emission point are calculated to be less than the process weight rate standards. The process weight rate evaluation is provided in the maximum potential emission rate calculation spreadsheet.

APPENDIX A

Process Layout Diagram

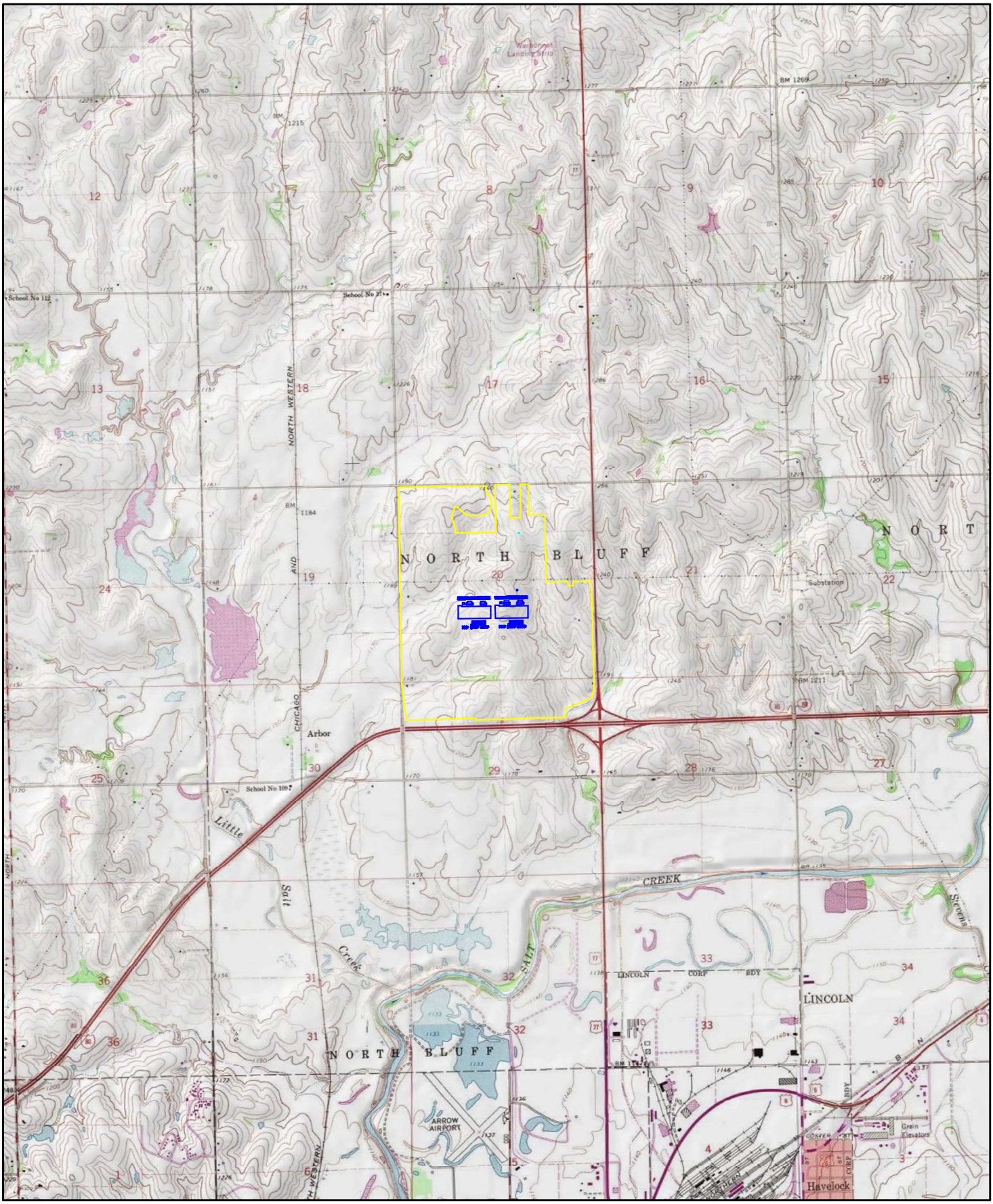

N

0 875 1,750 3,500

Feet

1 " = 3,500 feet

olsson

NBF Data Center

Lancaster County, Nebraska

Olsson Project # 022-06299

Topographic Map

Figure 1

NAD 1983 UTM Zone 14N

Basemap: USA Topo Maps

\\oa.ad.oaconsulting.com\fnts-ns1\projects\2022\06001-06500\022-06299\40-Design\Reports\GIS\23-01-23_Maps.mxd PUBLISHED BY: mczerwinski DATE: February 07, 2023

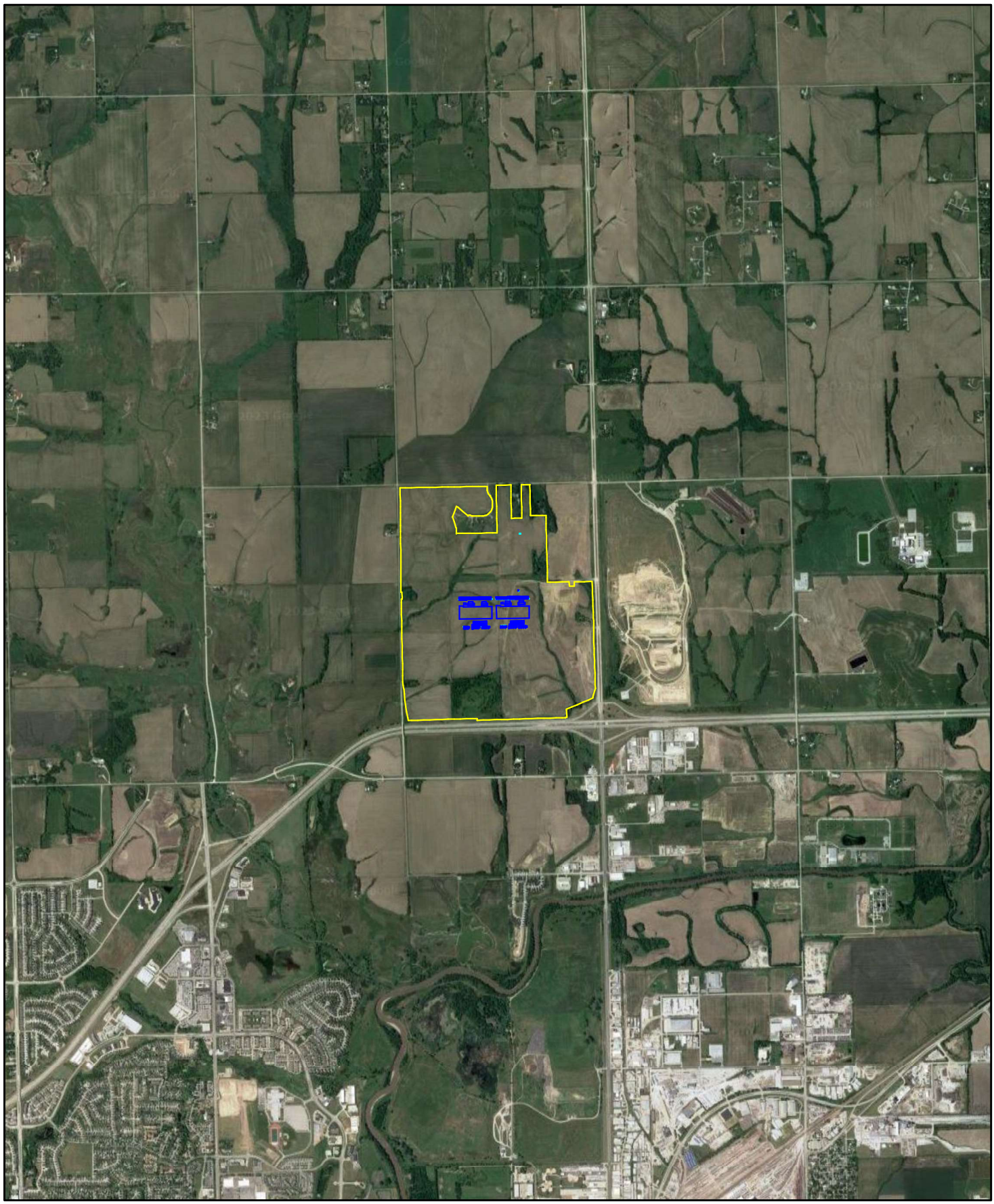

N

0 875 1,750 3,500

Feet

1 " = 3,500 feet

olsson

NBF Data Center

Lancaster County, Nebraska

Olsson Project # 022-06299

Aerial Map

Figure 2

NAD 1983 UTM Zone 14N

Basemap: Google Satellite

\\oa.ad.oaconsulting.com\fnts-ns1\projects\2022\06001-06500\022-06299\40-Design\Reports\GIS\23-01-23_Maps.mxd PUBLISHED BY: mczerwinski DATE: February 07, 2023

APPENDIX B
Limited PTE Calculations

Tier 2 Diesel Engine Evaluation: **1,750.0** **ekW**

Emission Equivalent =	40	tons/year of NO_x for **all 1,750 ekW engines combined**
NO_x Emission Rate per Engine =	35.09	lb/hour
Number of Engines =	20	(14 ModCUB Gens; 6 Machine Learning Addition Gens)
Hours Limitation per Engine [B] =	**114.0**	**Hours/Year per 1,750 ekW engine**
Equivalent Fuel Limit per Engine =	**13,884.3**	**Gallons/Year per 1,750 ekW engine**

Parameter	Units	100% Load Value
Fuel Consumption[7]	gal/hour	121.8
Engine Power	ekW	1,750.0
Engine Power[1]	bHP	2,584.0
Engine Power[2]	bkW	1,927.7
Engine Power[6]	MMBtu/hr	18.1

Pollutant	Emission Factor Value	Emission Factor Units	Emission Rate/Engine (lb/hr)	Emission Rate/Engine (tons/yr)	# of Engines	Facility Total Emission Rate (tons/yr)	lb/hr Calculation
			A	C = A x B / 2,000 lb/ton	D	E = B x D	
NO_x EF[3]	35.09	lb/hour	35.09	2.00	20	40.00	Manufacturer specification sheet value
CO EF[3]	5.31	lb/hour	5.31	0.30	20	6.05	Manufacturer specification sheet value
VOC EF[3]	0.89	lb/hour	0.89	0.05	20	1.01	Manufacturer specification sheet value
PM/PM_{10}/$PM_{2.5}$ EF[3][5]	0.41	lb/hour	0.41	0.02	20	0.47	Manufacturer specification sheet value
SO_x[4]	0.000012	lb/bhp-hour	3.14E-02	1.79E-03	20	0.04	lb/hr = (lb/bHP-hour) x (bHP)
Acetaldehyde[4]	2.52E-05	lb/MMBtu	4.56E-04	2.60E-05	20	5.20E-04	lb/hr = (lb/MMBtu) x (MMBtu/hr)
Acrolein[4]	7.88E-06	lb/MMBtu	1.43E-04	8.12E-06	20	1.62E-04	lb/hr = (lb/MMBtu) x (MMBtu/hr)
Benzene[4]	7.76E-04	lb/MMBtu	1.40E-02	8.00E-04	20	1.60E-02	lb/hr = (lb/MMBtu) x (MMBtu/hr)
Formaldehyde[4]	7.89E-05	lb/MMBtu	1.43E-03	8.13E-05	20	1.63E-03	lb/hr = (lb/MMBtu) x (MMBtu/hr)
Naphthalene[4]	1.30E-04	lb/MMBtu	2.35E-03	1.34E-04	20	2.68E-03	lb/hr = (lb/MMBtu) x (MMBtu/hr)
Polycyclic Organic Hydrocarbons (POH)[4]	8.20E-05	lb/MMBtu	1.48E-03	8.45E-05	20	1.69E-03	lb/hr = (lb/MMBtu) x (MMBtu/hr)
Toluene[4]	2.81E-04	lb/MMBtu	5.08E-03	2.90E-04	20	5.79E-03	lb/hr = (lb/MMBtu) x (MMBtu/hr)
Xylenes[4]	1.93E-04	lb/MMBtu	3.49E-03	1.99E-04	20	3.98E-03	lb/hr = (lb/MMBtu) x (MMBtu/hr)
Total HAP[4]	1.57E-03	lb/MMBtu	2.85E-02	1.62E-03	20	3.25E-02	lb/hr = (lb/MMBtu) x (MMBtu/hr)

Footnotes

1 Nameplate bHP as provided from a representative specification sheet

2 bkW = (bHP) x (0.746 bkW/bHP)

3 NOx, CO, VOC, and PM/PM10/PM2.5 emission factors were obtained from a representative engine spec sheet.

4 SO2 and HAP emission factors were obtained from EPA AP-42 Section 3.4 (October 1996), Tables 3.4-1, 3.4-2, 3.4-3, and 3.4-4. 15 ppm sulfur content assumed per NSPS IIII requirement. POH value is without napthalene.

5 All PM is assumed to be PM_{10} and $PM_{2.5}$, including filterable plus condensible emissions.

6 1 bHP-hour = 7,000 Btu; MMBtu/hr = (bHP) x (7,000 Btu/bHP-hour) / (1,000,000 Btu / 1 MMBtu); EPA AP-42, footnote 1 to Table 3.3-1 (October 1996)

7 Fuel rate as obtained from a representative engine specification sheet.

Tier 2 Diesel Engine Evaluation: **3,000.0** **ekW** (2,750 ekW engines are proposed. 3,000 ekW capacity is conservatively assumed.)

Emission Equivalent =	205	tons/year of NO_x for **all 2,750 ekW engines combined**
NO_x Emission Rate per Engine =	58.41	lb/hour
Number of Engines =	68	(64 Critical Gens; 4 CCNR Gens; 3 MW per engine for conservatism)
Hours Limitation per Engine [B] =	**103.2**	**Hours/Year per 2,750 ekW engine**
Equivalent Fuel Limit per Engine =	**21,820.9**	**Gallons/Year per 2,750 ekW engine**

Parameter	Units	100% Load Value
Fuel Consumption[7]	gal/hour	211.4
Engine Power	ekW	3,000.0
Engine Power[1]	bHP	4,423.0
Engine Power[2]	bkW	3,299.6
Engine Power[6]	MMBtu/hr	31.0

Pollutant	Emission Factor Value	Emission Factor Units	Emission Rate/Engine (lb/hr)	Emission Rate/Engine (tons/yr)	# of Engines	Facility Total Emission Rate (tons/yr)	lb/hr Calculation
			A	C = A x B / 2,000 lb/ton	D	E = B x D	
NO_x EF[3]	8.03	g/kW-hour	58.41	3.01	68	205.00	Manufacturer specification sheet value
CO EF[3]	1.82	g/kW-hour	13.24	0.68	68	46.46	Manufacturer specification sheet value
VOC EF[3]	0.20	g/kW-hour	1.45	0.08	68	5.11	Manufacturer specification sheet value
$PM/PM_{10}/PM_{2.5}$ EF[3][5]	0.129	g/kW-hour	0.94	0.05	68	3.29	Manufacturer specification sheet value
SO_x[4][8]	0.000012	lb/bhp-hour	0.05	0.00	68	0.19	lb/hr = (lb/bHP-hour) x (bHP)
Acetaldehyde[4]	2.52E-05	lb/MMBtu	0.00	0.00	68	2.74E-03	lb/hr = (lb/MMBtu) x (MMBtu/hr)
Acrolein[4]	7.88E-06	lb/MMBtu	0.00	0.00	68	8.56E-04	lb/hr = (lb/MMBtu) x (MMBtu/hr)
Benzene[4]	7.76E-04	lb/MMBtu	0.02	0.00	68	8.43E-02	lb/hr = (lb/MMBtu) x (MMBtu/hr)
Formaldehyde[4]	7.89E-05	lb/MMBtu	0.00	0.00	68	8.57E-03	lb/hr = (lb/MMBtu) x (MMBtu/hr)
Naphthalene[4]	1.30E-04	lb/MMBtu	0.00	0.00	68	1.41E-02	lb/hr = (lb/MMBtu) x (MMBtu/hr)
Polycyclic Organic Hydrocarbons(POH)[4]	8.20E-05	lb/MMBtu	0.00	0.00	68	8.91E-03	lb/hr = (lb/MMBtu) x (MMBtu/hr)
Toluene[4]	2.81E-04	lb/MMBtu	0.01	0.00	68	3.05E-02	lb/hr = (lb/MMBtu) x (MMBtu/hr)
Xylenes[4]	1.93E-04	lb/MMBtu	0.01	0.00	68	2.10E-02	lb/hr = (lb/MMBtu) x (MMBtu/hr)
Total HAP[4]	1.57E-03	lb/MMBtu	0.05	0.00	68	1.71E-01	lb/hr = (lb/MMBtu) x (MMBtu/hr)

Footnotes

1. Nameplate bHP as provided from represenatative specification sheet
2. bkW = (bHP) x (0.746 bkW/bHP)
3. NOx, CO, VOC, and PM/PM10/PM2.5 emission factors were obtained from a representative engine spec sheet.
4. SO2 and HAP emission factors were obtained from EPA AP-42 Section 3.4 (October 1996), Tables 3.4-1, 3.4-3, and 3.4-4.
   POH value is without naphthalene.
5. All PM is assumed to be PM_{10} and $PM_{2.5}$, including filterable plus condensible emissions.
6. 1 bHP-hour = 7,000 Btu; MMBtu/hr = (bHP) x (7,000 Btu/bHP-hour) / (1,000,000 Btu / 1 MMBtu); EPA AP-42, footnote 1 to Table 3.3-1 (October 1996)
7. Fuel rate as obtained from representative engine specification sheet
8. 15 ppm sulfur content assumed for disel fuel per NSPS IIII requirement

Tier 2 Diesel Engine Evaluation: **350.0** **ekW**

Emission Equivalent =	2	tons/year of NO_x for **this 350 ekW engine**
NO_x Emission Rate per Engine =	7.02	lb/hour
Number of Engines =	1	
Hours Limitation per Engine [B] =	**569.4**	**Hours/Year for this 350 ekW engine**
Equivalent Fuel Limit per Engine =	**15,000.7**	**Gallons/Year for this 350 ekW engine**

Parameter	Units	100% Load Value
Fuel Consumption[7]	gal/hour	26.3
Engine Power[1]	ekW	350.0
Engine Power[2]	bHP	515.6
Engine Power[10]	bkW	384.6
Heating value for fuel oil[9]	MMBtu/gal	0.137
Engine Power[6]	MMBtu/hr	3.6

Pollutant	Emission Factor Value	Emission Factor Units	Emission Rate/Engine (lb/hr)	Emission Rate/Engine (tons/yr)	# of Engines	Facility Total Emission Rate (tons/yr)	lb/hr Calculation
			A	C = A x B / 2,000 lb/ton	D	E = B x D	
NO_x EF[3]	6.18	g/bhp-hr	7.02	2.00	1	2.00	Manufacturer specification sheet value
CO EF[3]	4.64	g/bhp-hr	5.27	1.50	1	1.50	Manufacturer specification sheet value
VOC EF[3]	1.07	g/bhp-hr	1.22	0.35	1	0.35	Manufacturer specification sheet value
$PM/PM_{10}/PM_{2.5}$ EF[3][5]	0.29	g/bhp-hr	0.33	0.09	1	0.09	Manufacturer specification sheet value
SO_x[4][8]	0.29	lb/MMBtu	1.05E+00	2.98E-01	1	0.30	lb/hr = (lb/MMBtu) x (MMBtu/hr)
1,3-Butadiene[4]	3.91E-05	lb/MMBtu	1.41E-04	4.02E-05	1	4.02E-05	lb/hr = (lb/MMBtu) x (MMBtu/hr)
Acetaldehyde[4]	7.67E-04	lb/MMBtu	2.77E-03	7.88E-04	1	7.88E-04	lb/hr = (lb/MMBtu) x (MMBtu/hr)
Acrolein[4]	9.25E-05	lb/MMBtu	3.34E-04	9.50E-05	1	9.50E-05	lb/hr = (lb/MMBtu) x (MMBtu/hr)
Benzene[4]	9.33E-04	lb/MMBtu	3.37E-03	9.59E-04	1	9.59E-04	lb/hr = (lb/MMBtu) x (MMBtu/hr)
Formaldehyde[4]	1.18E-03	lb/MMBtu	4.26E-03	1.21E-03	1	1.21E-03	lb/hr = (lb/MMBtu) x (MMBtu/hr)
Naphthalene[4]	8.48E-05	lb/MMBtu	3.06E-04	8.71E-05	1	8.71E-05	lb/hr = (lb/MMBtu) x (MMBtu/hr)
Polycyclic Organic Hydrocarbons (POH)[4]	8.32E-05	lb/MMBtu	3.00E-04	8.55E-05	1	8.55E-05	lb/hr = (lb/MMBtu) x (MMBtu/hr)
Toluene[4]	4.09E-04	lb/MMBtu	1.48E-03	4.20E-04	1	4.20E-04	lb/hr = (lb/MMBtu) x (MMBtu/hr)
Xylenes[4]	2.85E-04	lb/MMBtu	1.03E-03	2.93E-04	1	2.93E-04	lb/hr = (lb/MMBtu) x (MMBtu/hr)
Total HAP[4]	3.87E-03	lb/MMBtu	1.40E-02	3.98E-03	1	3.98E-03	lb/hr = (lb/MMBtu) x (MMBtu/hr)

Footnotes

1. Nameplate ekW as provided from a representative engine specification sheet.
2. bkW = (bHP) x (0.746 bkW/bHP)
3. NOx, CO, VOC, and PM/PM10/PM2.5 emission factors were obtained from a representative engine spec sheet
4. SO_x factor was obtained from EPA AP-42 Section 3.3 (October 1996), Tables 3.3-1. HAP factors were obtained from EPA AP-42 Section 3.3 (Ocotber 1996), Table 3.3-2. POH value is without naphthalene.
5. All PM is assumed to be PM_{10} and $PM_{2.5}$, including filterable plus condensible emissions.
6. 1 bHP-hour = 7,000 Btu; MMBtu/hr = (bHP) x (7,000 Btu/bHP-hour) / (1,000,000 Btu / 1 MMBtu); EPA AP-42, footnote 1 to Table 3.3-1 (October 1996)
7. Fuel rate is Engine Power (MMBtu/hr) divided by Heating value for fuel oil (MMBtu/gal)
8. 15 ppm sulfur content assumed for diesel fuel per NSPS IIII requirement
9. Heating value for fuel oil from AP-42, Appendix A, Sept. 1985
10. ekW = 0.91 * bkW, assumption made based on ekW-bkW ratio from a representative engine spec sheet

Tier 2 Diesel Engine Evaluation: **500.0** **ekW**

Emission Equivalent =	2	tons/year of NO_x for **this 500 ekW engine**
NO_x Emission Rate per Engine =	10.03	lb/hour
Number of Engines =	1	
Hours Limitation per Engine [B] =	**398.6**	**Hours/Year for this 500 ekW engine**
Equivalent Fuel Limit per Engine =	**15,000.7**	**Gallons/Year for this 500 ekW engine**

Parameter	Units	100% Load Value
Fuel Consumption[7]	gal/hour	37.6
Engine Power[1]	ekW	500.0
Engine Power[2]	bHP	736.5
Engine Power[10]	bkW	549.5
Heating value for fuel oil[9]	MMBtu/gal	0.137
Engine Power[6]	MMBtu/hr	5.2

Pollutant	Emission Factor Value	Emission Factor Units	Emission Rate/Engine (lb/hr)	Emission Rate/Engine (tons/yr)	# of Engines	Facility Total Emission Rate (tons/yr)	lb/hr Calculation
			A	C = A x B / 2,000 lb/ton	D	E = B x D	
NO_x EF[3]	6.18	g/bhp-hr	10.03	2.00	1	2.00	Manufacturer specification sheet value
CO EF[3]	4.64	g/bhp-hr	7.53	1.50	1	1.50	Manufacturer specification sheet value
VOC EF[3]	1.07	g/bhp-hr	1.74	0.35	1	0.35	Manufacturer specification sheet value
$PM/PM_{10}/PM_{2.5}$ EF[3][5]	0.29	g/bhp-hr	0.47	0.09	1	0.09	Manufacturer specification sheet value
SO_x[4][8]	0.000012	lb/bhp-hour	8.94E-03	1.78E-03	1	0.00	lb/hr = (lb/bHP-hour) x (bHP)
Acetaldehyde[4]	2.52E-05	lb/MMBtu	1.30E-04	2.59E-05	1	2.59E-05	lb/hr = (lb/MMBtu) x (MMBtu/hr)
Acrolein[4]	7.88E-06	lb/MMBtu	4.06E-05	8.10E-06	1	8.10E-06	lb/hr = (lb/MMBtu) x (MMBtu/hr)
Benzene[4]	7.76E-04	lb/MMBtu	4.00E-03	7.97E-04	1	7.97E-04	lb/hr = (lb/MMBtu) x (MMBtu/hr)
Formaldehyde[4]	7.89E-05	lb/MMBtu	4.07E-04	8.11E-05	1	8.11E-05	lb/hr = (lb/MMBtu) x (MMBtu/hr)
Naphthalene[4]	1.30E-04	lb/MMBtu	6.70E-04	1.34E-04	1	1.34E-04	lb/hr = (lb/MMBtu) x (MMBtu/hr)
Polycyclic Organic Hydrocarbons (POH)[4]	8.20E-05	lb/MMBtu	4.23E-04	8.43E-05	1	8.43E-05	lb/hr = (lb/MMBtu) x (MMBtu/hr)
Toluene[4]	2.81E-04	lb/MMBtu	1.45E-03	2.89E-04	1	2.89E-04	lb/hr = (lb/MMBtu) x (MMBtu/hr)
Xylenes[4]	1.93E-04	lb/MMBtu	9.95E-04	1.98E-04	1	1.98E-04	lb/hr = (lb/MMBtu) x (MMBtu/hr)
Total HAP[4]	1.57E-03	lb/MMBtu	8.11E-03	1.62E-03	1	1.62E-03	lb/hr = (lb/MMBtu) x (MMBtu/hr)

Footnotes

1 Nameplate ekW as provided from a representative engine specification sheet.
2 bkW = (bHP) x (0.746 bkW/bHP)
3 NOx, CO, VOC, and PM/PM10/PM2.5 emission factors were obtained from a representative engine spec sheet.
4 SO2 and HAP emission factors were obtained from EPA AP-42 Section 3.4 (October 1996), Tables 3.4-1, 3.4-3, and 3.4-4. POH value is without naphthalene. POH value is without naphthalene.
5 All PM is assumed to be PM_{10} and $PM_{2.5}$, including filterable plus condensible emissions.
6 1 bHP-hour = 7,000 Btu; MMBtu/hr = (bHP) x (7,000 Btu/bHP-hour) / (1,000,000 Btu / 1 MMBtu); EPA AP-42, footnote 1 to Table 3.3-1 (October 1996)
7 Fuel rate is Engine Power (MMBtu/hr) divided by Heating value for fuel oil (MMBtu/gal)
8 15 ppm sulfur content assumed for diesel fuel per NSPS IIII requirement
9 Heating value for fuel oil from AP-42, Appendix A, Sept. 1985
10 ekW = 0.91 * bkW, assumption made based on ekW-bkW ratio from a representative engine spec sheet

Limited GHG Emissions for the 1,750 ekW engines

Pollutant	Emission Factor (lb/MMBtu)[1] [A]	Engine Power (MMBtu/hr)[2] [B]	Emission Rate (lb/hr) [C] = [A]*[B]	Annual Hours of Operation[3] [D]	Annual Emissions per Engine (TPY) [E] = [C]*[D]/2000	Number of 1,750 ekW Engines [F]	Total Annual Emissions (TPY) [G] = [E]*[F]	100-Year GWP[4] [H]	Total Annual Emissions (TPY as CO_2e) [I] = [G]*[H]
CO_2	165	18.09	2984.52	113.99	170.11	20	3402.13	1.00	3402.13
TOC (as CH_4)	0.09	18.09	1.63	113.99	0.09	20	1.86	25.00	46.39
								Total CO_2e:	3448.52
								Total CO_2e per Engine:	172.43

Footnotes

[1] AP-42 Table 3.4-1. Gaseous Emission Factors for Large Stationary Diesel and All Stationary Dual-Fuel Engines

[2] Engine bHP taken from nameplate as provided from a representative engine specification sheet. Conversion to MMBtu/hr is:
1 bHP-hour = 7,000 Btu; MMBtu/hr = (bHP) x (7,000 Btu/bHP-hour) / (1,000,000 Btu / 1 MMBtu); EPA AP-42, footnote 1 to Table 3.3-1 (October 1996).

[3] Hourly usage as reported in calculations for HAP and Criterial Pollutant emissions for 1750 kW Diesel Engines

[4] Intergovernmental Panel on Climate Change, Fourth Assessment Report (AR4), 2007

Limited GHG Emissions for the 2,750 ekW engines

Pollutant	Emission Factor (lb/MMBtu) [A]	Engine Power (MMBtu/hr) [B]	Emission Rate (lb/hr) [C]	Annual Hours of Operation [D]	Annual Emissions per Engine (TPY) [E] = [C]*[D]/2000	Number of 2,750 ekW Engines [F]	Total Annual Emissions (TPY) [G] = [E]*[F]	100-Year GWP [H]	Total Annual Emissions (TPY as CO_2e) [I] = [G]*[H]
CO_2	165	30.96	5108.57	103.22	263.66	68	17928.54	1.00	17928.54
TOC (as CH_4)	0.09	30.96	2.79	103.22	0.14	68	9.78	25.00	244.48
								Total CO_2e:	18173.02
								Total CO_2e per Engine:	267.25

Footnotes

[1] AP-42 Table 3.4-1. Gaseous Emission Factors for Large Stationary Diesel and All Stationary Dual-Fuel Engines

[2] Engine bHP taken from nameplate as provided from a representative engine specification sheet. Conversion to MMBtu/hr is:
1 bHP-hour = 7,000 Btu; MMBtu/hr = (bHP) x (7,000 Btu/bHP-hour) / (1,000,000 Btu / 1 MMBtu); EPA AP-42, footnote 1 to Table 3.3-1 (October 1996).

[3] Hourly usage as reported in calculations for HAP and Criterial Pollutant emissions for 1750 kW Diesel Engines

[4] Intergovernmental Panel on Climate Change, Fourth Assessment Report (AR4), 2007

Limited GHG Emissions for the 350 ekW engines

Pollutant	Emission Factor (lb/MMBtu) [A]	Engine Power (MMBtu/hr) [B]	Emission Rate (lb/hr) [C]	Annual Hours of Operation [D]	Annual Emissions per Engine (TPY) [E] = [C]*[D]/2000	Number of 350 ekW Engines [F]	Total Annual Emissions (TPY) [G] = [E]*[F]	100-Year GWP [H]	Total Annual Emissions (TPY as CO_2e) [I] = [G]*[H]
CO_2	165	3.61	595.48	569.44	169.55	1	169.55	1.00	169.55
TOC (as CH_4)	0.09	3.61	0.32	569.44	0.09	1	0.09	25.00	2.31
								Total CO_2e:	171.86
								Total CO_2e Per Engine:	171.86

Footnotes

[1] AP-42 Table 3.4-1. Gaseous Emission Factors for Large Stationary Diesel and All Stationary Dual-Fuel Engines

[2] Engine bHP taken from nameplate as provided from a representative engine specification sheet. Conversion to MMBtu/hr is:
1 bHP-hour = 7,000 Btu; MMBtu/hr = (bHP) x (7,000 Btu/bHP-hour) / (1,000,000 Btu / 1 MMBtu); EPA AP-42, footnote 1 to Table 3.3-1 (October 1996).

[3] Hourly usage as reported in calculations for HAP and Criterial Pollutant emissions for 1750 kW Diesel Engines

[4] Intergovernmental Panel on Climate Change, Fourth Assessment Report (AR4), 2007

Limited GHG Emissions for the 500 ekW engines

Pollutant	Emission Factor (lb/MMBtu) [A]	Engine Power (MMBtu/hr) [B]	Emission Rate (lb/hr) [C]	Annual Hours of Operation [D]	Annual Emissions per Engine (TPY) [E] = [C]*[D]/2000	Number of 500 ekW Engines [F]	Total Annual Emissions (TPY) [G] = [E]*[F]	100-Year GWP [H]	Total Annual Emissions (TPY as CO_2e) [I] = [G]*[H]
CO_2	165	5.16	850.69	398.61	169.55	1	169.55	1.00	169.55
TOC (as CH_4)	0.09	5.16	0.46	398.61	0.09	1	0.09	25.00	2.31
								Total CO_2e:	171.86
								Total CO_2e per Engine:	171.86

Footnotes

[1] AP-42 Table 3.4-1. Gaseous Emission Factors for Large Stationary Diesel and All Stationary Dual-Fuel Engines

[2] Engine bHP taken from nameplate as provided from a representative engine specification sheet. Conversion to MMBtu/hr is:
1 bHP-hour = 7,000 Btu; MMBtu/hr = (bHP) x (7,000 Btu/bHP-hour) / (1,000,000 Btu / 1 MMBtu); EPA AP-42, footnote 1 to Table 3.3-1 (October 1996).

[3] Hourly usage as reported in calculations for HAP and Criterial Pollutant emissions for 1750 kW Diesel Engines

[4] Intergovernmental Panel on Climate Change, Fourth Assessment Report (AR4), 2007

Agate, LLC

14 Cooling Towers: B1CT-1 thru B1CT-7, B2CT-1 thru B2CT-7

Circulation rate:	4,334,400	gal/hr (5,160 gal/min per cooling tower)
	37,969,344	Mgal/yr (based on 8,760 hrs/yr)
Drift loss percent:	0.0005	%
Water density:	8.34	lbs/gal
TDS concentration:	5,000	ppm single sample event
	5,000	ppm average annual rate

Biocide Additive	2,800	gal/yr
Biocide Density	10	lb/gal
Biocide % VOC	100	%

Emission Factor Calculation for PM and PM_{10}

Emission factor equation from AP-42, Section 13.4-2 (01/1995)

PM/PM_{10} emission factor = $\left(\frac{ppmTDS}{1{,}000{,}000 lbswater}\right)\left(\frac{8.34 lbs}{gal}water\right)\left(\frac{1{,}000 gal}{1 Mgal}\right)\left(\frac{0.0005}{100}driftloss\right)$

0.0002085	lbs/Mgal single sample event (highest hourly rate)
0.0002085	lbs/Mgal average annual rate

Hourly Emissions = (lbs/Mgal single sample event)(hourly throughput gal/hr)(1 Mgal/1,000 gal)
Annual Emissions = (lbs/Mgal average annual rate)(annual throughput Mgal/yr)/(2,000 lbs/ton)

Cooling Tower Emission Summary		
Pollutant	Hourly PTE (lbs/hr)	Annual PTE (tons/year)
PM	0.90	3.96
PM_{10}[1]	0.63	2.77
$PM_{2.5}$[2]	0.38	1.66
VOC	3.20	14.00

[1] PM10 is assumed 70% of PM per CEIDARS, "Final - Methodology to Calculate Particulate Matter (PM) 2.5 and PM 2.5 Significance Thresholds", October 2006

[2] PM2.5 is assumed 42% of CEIDARS, "Final - Methodology to Calculate Particulate Matter (PM) 2.5 and PM 2.5 Significance Thresholds", October 2006

APPENDIX C

Construction Permit Application

Air Quality Construction Permit Application Form

Lincoln-Lancaster County Health Department
Environmental Public Health Division - Air Quality Program
Lincoln, NE 68510
ph: (402) 441-8040 fax: (402) 441-3890
http://www.lincoln.ne.gov/city/health/environ/air.htm

Purpose of Application:

- ☑ Initial Construction Permit
- ☐ Construction Permit Modification
- ☐ Establish Facility-Wide Limits
- ☐ Revise Previously Submitted Application

SECTION 1: ADMINISTRATIVE INFORMATION AND RESPONSIBLE OFFICIAL CERTIFICATION

Part A: Company Information

Company Name:	Agate, LLC				
Company Address:	251 Little Falls Drive				
Company City:	Wilmington	**Company State:**	Delaware	**Company ZIP:**	19808
Is the business incorporated?	☑ Yes ☐ No	**If so, name the state where incorporated:**	Delaware		

Part B: General Facility Information

Facility Name:	Agate				
LLCHD Facility ID #:	Unknown				
Facility Physical Address:	SW 1/4 of Section 20, Township 11N, Range 7E				
Facility City:	Lincoln	**Facility State:**	Nebraska	**Facility ZIP:**	68514
Facility NAICS Code(s):	518210	Data Processing, Hosting, and Related Services			
Is the facility located within 50 miles of another state?	☑ Yes ☐ No	**If so, which state(s)?**	☑ Iowa ☐ Kansas ☐ Missouri		
Is the facility located on leased property?	☐ Yes ☑ No				

Part C: Contact Information

Facility Contact Person:	Joel Templeman		
Facility Contact Person Title or Responsibility:	Authorized Signatory		
Phone Number:	(515) 243-8157	**E-Mail:**	jtempleman@lolaw.com
Alternate Phone Number: *(optional)*		**Fax Number:** *(optional)*	
Who is the primary contact for questions regarding this application?	☐ Facility Contact Person ☑ Other	**If other, provide the following information:**	
Primary Contact Person:	Tim Plander		
Primary Contact Person Company: (if different)	Olsson		
Phone Number:	(402) 310-5685	**E-Mail:**	tplander@olsson.com
Alternate Phone Number: (optional)		**Fax Number: (optional)**	

SECTION 1: ADMINISTRATIVE INFORMATION AND RESPONSIBLE OFFICIAL CERTIFICATION

Part D: Permit Information

Does this facility currently hold an operating permit issued by the LLCHD?	☐ Yes	☑ No
Does this facility currently hold one or more construction permits issued by the LLCHD?	☐ Yes	☑ No

If you know what type of permit you are applying for, check the appropriate box:	☐ PSD Construction Permit	☐ PSD Avoidance Permit
	☑ Non-PSD (Minor NSR) Permit	☐ I do not know permit type.

Part E: Responsible Official Certification

Compliance Certification ☑ Agree ☐ Disagree	I hereby certify that, based on information and belief formed after reasonable inquiry, the facility that emits air pollutants, which is identified in this application and that is subject to the applicable requirements identified in Section 9: 1. Is in compliance with all applicable requirements, except as described in Section 9; 2. Will continue to comply with all applicable requirements for which compliance has been achieved; and, 3. Will comply with all applicable requirements for which compliance is not currently achieved
Truth and Accuracy Certification ☑ Agree ☐ Disagree	I certify under penalty of law that, based on information and belief formed after reasonable inquiry, the statements and information contained in this Air Quality Construction Permit application are true, complete, and accurate. I certify that all hard copies of this application are identical in content.
Electronic Copy Certification ☑ Agree ☐ Disagree ☐ Not Applicable	I certify under penalty of law that, based on information and belief formed after reasonable inquiry, the statements and information contained in the electronic copy of the Air Quality Construction Permit application are identical in content to the hard copy submittal.
Citizenship Attestation ☑ Agree ☐ Disagree	For the purpose of complying with Neb. Rev. Stat. §§4-108 through 4-114, I attest as follows (*check one*): ☑ **I am a citizen of the United States.** OR ☐ **I am a qualified alien under the federal Immigration and Nationality Act, and will provide my immigration status, alien number, and USCIS documentation upon request.** I hereby attest that my responses and the information provided on this form and any related application for public benefits are true, complete, and accurate, and I understand that this information may be used to verify my lawful presence in the United States.
Responsible Official Name: (printed or typed)	Joel Templeman
Responsible Official Title:	Authorized Signatory
Responsible Official Signature:	
Date:	3/20/2023

SECTION 2: DETAILED SOURCE INFORMATION

Part A: Operating Schedule

Is this source operated seasonally, or year-round?	☐ **Seasonal** ☑ **Year-Round**	
Provide the normal operating schedule:	**Hours per Day:**	**24**
	Days per Week:	**7**
	Weeks per Year:	**52**
Does the source operate under an alternative schedule on a regular basis?	☐ **Yes** ☑ **No**	

Part B: New Process Description

On separate sheet(s) of paper, provide a detailed narrative description of the process or equipmen you are planning to construct/reconstruct/modify. Explain the stages in each process that may result in the discharge of an air pollutant. Include all emission points, emission units, pollution control equipment, and identification numbers. The narrative should complement the facility layout and process flow diagrams.

Is a New Process Description attached to your application?	☑ **Yes** ☐ **No**	

Part C: Process Layout Diagram

On a separate sheet(s) of paper, provide a detailed diagram or drawing that includes all processes and/or equipment identified in this application. Make sure all elements in the drawing are properly identified, drawn to scale, and consistent with other sections of this application. The diagram should show the location of all new/modified buildings, structures, stacks, and property boundaries. Fences or other public access restrictions should be shown or identified and described. Be sure to identify adjacent roads and include a north arrow. Include an effective date for the diagram.

Is a Process Layout Diagram included with your application?	☑ **Yes** ☐ **No**	

Part D: Facility Description

On separate sheet(s) of paper, provide a brief narrative description of the facility. Explain the stages in each process that may result in the discharge of an air pollutant. Include all emission points, emission units, pollution control equipment, and identification numbers. The narrative should complement the facility layout and process flow diagrams.

Is a Facility Description included with your application?	☑ **Yes** ☐ **No**	

SECTION 2: DETAILED SOURCE INFORMATION

Part E: Emission Calculations

Indicate which method(s) will be used to calculate emissions: (check all that apply)

☑ **AP-42 or WebFIRE Emission Factors**	
☐ **Emission Factors from Stack Testing ***	
☐ **Material Mass-Balance Calculations ***	
☑ **Other** (specify >>>>) *	Representative Equipment Specification Sheets
☐ **Other** (specify >>>>) *	
☐ **Other** (specify >>>>) *	

If using emission factors or calculation methods other than those provided in AP-42 or WebFIRE, attach a copy of any alternate emission factors (including stack test results) and/or emission calculations as an attachment to this application.

Indicate how material and/or fuel use will be substantiated:

☐ **Material / Fuel Supplier Record(s)**	
☑ **Material / Fuel Use Logbook(s)**	
☐ **Receiving / Load-Out Scale Tickets**	
☐ **Other** (specify >>>>)	
☐ **Other** (specify >>>>)	
☐ **Other** (specify >>>>)	

SECTION 3 – EMISSION UNIT SUMMARY

Table 3-A: New/Modified/Reconstructed Emission Unit Identification

Emission Unit #		Source Classification Code # (SCC)	Emission Point Description	Emission Segment Description
Point #	Segment #			
EPB1G1	1	2-01-001-02	2750 kW Tier 2 Diesel Emergency Generator	Diesel
EPB1G2	1	2-01-001-02	2750 kW Tier 2 Diesel Emergency Generator	Diesel
EPB1G3	1	2-01-001-02	2750 kW Tier 2 Diesel Emergency Generator	Diesel
EPB1G4	1	2-01-001-02	2750 kW Tier 2 Diesel Emergency Generator	Diesel
EPB1G5	1	2-01-001-02	2750 kW Tier 2 Diesel Emergency Generator	Diesel
EPB1G6	1	2-01-001-02	2750 kW Tier 2 Diesel Emergency Generator	Diesel
EPB1G7	1	2-01-001-02	2750 kW Tier 2 Diesel Emergency Generator	Diesel
EPB1G8	1	2-01-001-02	2750 kW Tier 2 Diesel Emergency Generator	Diesel
EPB1G9	1	2-01-001-02	2750 kW Tier 2 Diesel Emergency Generator	Diesel
EPB1G10	1	2-01-001-02	2750 kW Tier 2 Diesel Emergency Generator	Diesel
EPB1G11	1	2-01-001-02	2750 kW Tier 2 Diesel Emergency Generator	Diesel
EPB1G12	1	2-01-001-02	2750 kW Tier 2 Diesel Emergency Generator	Diesel
EPB1G13	1	2-01-001-02	2750 kW Tier 2 Diesel Emergency Generator	Diesel
EPB1G14	1	2-01-001-02	2750 kW Tier 2 Diesel Emergency Generator	Diesel
EPB1G15	1	2-01-001-02	2750 kW Tier 2 Diesel Emergency Generator	Diesel
EPB1G16	1	2-01-001-02	2750 kW Tier 2 Diesel Emergency Generator	Diesel
EPB1G17	1	2-01-001-02	2750 kW Tier 2 Diesel Emergency Generator	Diesel
EPB1G18	1	2-01-001-02	2750 kW Tier 2 Diesel Emergency Generator	Diesel
EPB1G19	1	2-01-001-02	2750 kW Tier 2 Diesel Emergency Generator	Diesel
EPB1G20	1	2-01-001-02	2750 kW Tier 2 Diesel Emergency Generator	Diesel
EPB1G21	1	2-01-001-02	2750 kW Tier 2 Diesel Emergency Generator	Diesel
EPB1G22	1	2-01-001-02	2750 kW Tier 2 Diesel Emergency Generator	Diesel
EPB1G23	1	2-01-001-02	2750 kW Tier 2 Diesel Emergency Generator	Diesel
EPB1G24	1	2-01-001-02	2750 kW Tier 2 Diesel Emergency Generator	Diesel
EPB1G25	1	2-01-001-02	2750 kW Tier 2 Diesel Emergency Generator	Diesel
EPB1G26	1	2-01-001-02	2750 kW Tier 2 Diesel Emergency Generator	Diesel
EPB1G27	1	2-01-001-02	2750 kW Tier 2 Diesel Emergency Generator	Diesel
EPB1G28	1	2-01-001-02	2750 kW Tier 2 Diesel Emergency Generator	Diesel
EPB1G29	1	2-01-001-02	2750 kW Tier 2 Diesel Emergency Generator	Diesel
EPB1G30	1	2-01-001-02	2750 kW Tier 2 Diesel Emergency Generator	Diesel
EPB1G31	1	2-01-001-02	2750 kW Tier 2 Diesel Emergency Generator	Diesel
EPB1G32	1	2-01-001-02	2750 kW Tier 2 Diesel Emergency Generator	Diesel
EPB1G33	1	2-01-001-02	2750 kW Tier 2 Diesel Emergency Generator	Diesel

SECTION 3 – EMISSION UNIT SUMMARY

Table 3-A: New/Modified/Reconstructed Emission Unit Identification

Emission Unit #		Source Classification Code # (SCC)	Emission Point Description	Emission Segment Description
Point #	Segment #			
EPB1G34	1	2-01-001-02	2750 kW Tier 2 Diesel Emergency Generator	Diesel
EPB1CG1	1	2-01-001-02	1750 kW Tier 2 Diesel Emergency Generator	Diesel
EPB1CG2	1	2-01-001-02	1750 kW Tier 2 Diesel Emergency Generator	Diesel
EPB1CG3	1	2-01-001-02	1750 kW Tier 2 Diesel Emergency Generator	Diesel

SECTION 3 – EMISSION UNIT SUMMARY

Table 3-A: New/Modified/Reconstructed Emission Unit Identification

Emission Unit #		Source Classification Code # (SCC)	Emission Point Description	Emission Segment Description
Point #	Segment #			
EPB1CG4	1	2-01-001-02	1750 kW Tier 2 Diesel Emergency Generator	Diesel
EPB1CG5	1	2-01-001-02	1750 kW Tier 2 Diesel Emergency Generator	Diesel
EPB1CG6	1	2-01-001-02	1750 kW Tier 2 Diesel Emergency Generator	Diesel
EPB1CG7	1	2-01-001-02	1750 kW Tier 2 Diesel Emergency Generator	Diesel
EPB1LTG1	1	2-01-001-02	1750 kW Tier 2 Diesel Emergency Generator	Diesel
EPB1LTG2	1	2-01-001-02	1750 kW Tier 2 Diesel Emergency Generator	Diesel
EPB1LTG3	1	2-01-001-02	1750 kW Tier 2 Diesel Emergency Generator	Diesel
EPB2G1	1	2-01-001-02	2750 kW Tier 2 Diesel Emergency Generator	Diesel
EPB2G2	1	2-01-001-02	2750 kW Tier 2 Diesel Emergency Generator	Diesel
EPB2G3	1	2-01-001-02	2750 kW Tier 2 Diesel Emergency Generator	Diesel
EPB2G4	1	2-01-001-02	2750 kW Tier 2 Diesel Emergency Generator	Diesel
EPB2G5	1	2-01-001-02	2750 kW Tier 2 Diesel Emergency Generator	Diesel
EPB2G6	1	2-01-001-02	2750 kW Tier 2 Diesel Emergency Generator	Diesel
EPB2G7	1	2-01-001-02	2750 kW Tier 2 Diesel Emergency Generator	Diesel
EPB2G8	1	2-01-001-02	2750 kW Tier 2 Diesel Emergency Generator	Diesel
EPB2G9	1	2-01-001-02	2750 kW Tier 2 Diesel Emergency Generator	Diesel
EPB2G10	1	2-01-001-02	2750 kW Tier 2 Diesel Emergency Generator	Diesel
EPB2G11	1	2-01-001-02	2750 kW Tier 2 Diesel Emergency Generator	Diesel
EPB2G12	1	2-01-001-02	2750 kW Tier 2 Diesel Emergency Generator	Diesel
EPB2G13	1	2-01-001-02	2750 kW Tier 2 Diesel Emergency Generator	Diesel
EPB2G14	1	2-01-001-02	2750 kW Tier 2 Diesel Emergency Generator	Diesel
EPB2G15	1	2-01-001-02	2750 kW Tier 2 Diesel Emergency Generator	Diesel
EPB2G16	1	2-01-001-02	2750 kW Tier 2 Diesel Emergency Generator	Diesel
EPB2G17	1	2-01-001-02	2750 kW Tier 2 Diesel Emergency Generator	Diesel
EPB2G18	1	2-01-001-02	2750 kW Tier 2 Diesel Emergency Generator	Diesel
EPB2G19	1	2-01-001-02	2750 kW Tier 2 Diesel Emergency Generator	Diesel
EPB2G20	1	2-01-001-02	2750 kW Tier 2 Diesel Emergency Generator	Diesel
EPB2G21	1	2-01-001-02	2750 kW Tier 2 Diesel Emergency Generator	Diesel
EPB2G22	1	2-01-001-02	2750 kW Tier 2 Diesel Emergency Generator	Diesel
EPB2G23	1	2-01-001-02	2750 kW Tier 2 Diesel Emergency Generator	Diesel
EPB2G24	1	2-01-001-02	2750 kW Tier 2 Diesel Emergency Generator	Diesel
EPB2G25	1	2-01-001-02	2750 kW Tier 2 Diesel Emergency Generator	Diesel
EPB2G26	1	2-01-001-02	2750 kW Tier 2 Diesel Emergency Generator	Diesel

SECTION 3 – EMISSION UNIT SUMMARY

Table 3-A: New/Modified/Reconstructed Emission Unit Identification

Emission Unit #		Source Classification Code # (SCC)	Emission Point Description	Emission Segment Description
Point #	Segment #			
EPB2G27	1	2-01-001-02	2750 kW Tier 2 Diesel Emergency Generator	Diesel
EPB2G28	1	2-01-001-02	2750 kW Tier 2 Diesel Emergency Generator	Diesel
EPB2G29	1	2-01-001-02	2750 kW Tier 2 Diesel Emergency Generator	Diesel
EPB2G30	1	2-01-001-02	2750 kW Tier 2 Diesel Emergency Generator	Diesel
EPB2G31	1	2-01-001-02	2750 kW Tier 2 Diesel Emergency Generator	Diesel
EPB2G32	1	2-01-001-02	2750 kW Tier 2 Diesel Emergency Generator	Diesel
EPB2G33	1	2-01-001-02	2750 kW Tier 2 Diesel Emergency Generator	Diesel
EPB2G34	1	2-01-001-02	2750 kW Tier 2 Diesel Emergency Generator	Diesel
EPB2CG1	1	2-01-001-02	1750 kW Tier 2 Diesel Emergency Generator	Diesel
EPB2CG2	1	2-01-001-02	1750 kW Tier 2 Diesel Emergency Generator	Diesel
EPB2CG3	1	2-01-001-02	1750 kW Tier 2 Diesel Emergency Generator	Diesel
EPB2CG4	1	2-01-001-02	1750 kW Tier 2 Diesel Emergency Generator	Diesel
EPB2CG5	1	2-01-001-02	1750 kW Tier 2 Diesel Emergency Generator	Diesel
EPB2CG6	1	2-01-001-02	1750 kW Tier 2 Diesel Emergency Generator	Diesel
EPB2CG7	1	2-01-001-02	1750 kW Tier 2 Diesel Emergency Generator	Diesel
EPB2LTG1	1	2-01-001-02	1750 kW Tier 2 Diesel Emergency Generator	Diesel
EPB2LTG2	1	2-01-001-02	1750 kW Tier 2 Diesel Emergency Generator	Diesel
EPB2LTG3	1	2-01-001-02	1750 kW Tier 2 Diesel Emergency Generator	Diesel
EPFP	1	2-01-001-02	350 kW Tier 2 Diesel Fire Pump Generator	Diesel
EPGH	1	2-01-001-02	500 kW Tier 2 Diesel Guard House Generator	Diesel
B1CT1	1	3-85-001-01	5,160 gallon-per-minute Cooling Tower	Cooling Tower
B1CT2	1	3-85-001-01	5,160 gallon-per-minute Cooling Tower	Cooling Tower
B1CT3	1	3-85-001-01	5,160 gallon-per-minute Cooling Tower	Cooling Tower
B1CT4	1	3-85-001-01	5,160 gallon-per-minute Cooling Tower	Cooling Tower
B1CT5	1	3-85-001-01	5,160 gallon-per-minute Cooling Tower	Cooling Tower
B1CT6	1	3-85-001-01	5,160 gallon-per-minute Cooling Tower	Cooling Tower
B1CT7	1	3-85-001-01	5,160 gallon-per-minute Cooling Tower	Cooling Tower
B2CT1	1	3-85-001-01	5,160 gallon-per-minute Cooling Tower	Cooling Tower
B2CT2	1	3-85-001-01	5,160 gallon-per-minute Cooling Tower	Cooling Tower
B2CT3	1	3-85-001-01	5,160 gallon-per-minute Cooling Tower	Cooling Tower
B2CT4	1	3-85-001-01	5,160 gallon-per-minute Cooling Tower	Cooling Tower
B2CT5	1	3-85-001-01	5,160 gallon-per-minute Cooling Tower	Cooling Tower
B2CT6	1	3-85-001-01	5,160 gallon-per-minute Cooling Tower	Cooling Tower

SECTION 3 – EMISSION UNIT SUMMARY

Table 3-A: New/Modified/Reconstructed Emission Unit Identification

Emission Unit #		Source Classification Code # (SCC)	Emission Point Description	Emission Segment Description
Point #	Segment #			
B2CT7	1	3-85-001-01	5,160 gallon-per-minute Cooling Tower	Cooling Tower

SECTION 3 – EMISSION UNIT SUMMARY

Table 3-B: New/Modified/Reconstructed Stack / Release Point Information

** Stack information not required for fugitive sources.*

Emission Unit #	Associated Emission Unit	Latitude (decimal deg.)	Longitude (decimal deg.)	Elevation (feet a.s.l.)	Stack Height (feet)	Stack Inside Diameter (feet)	Exhaust Temp. (°F)	Exhaust Exit Velocity (feet/sec)	Exhaust Flow Rate (cu. feet/sec)	Vertical, Horizontal, or Fugitive	Raincap Present?
EPB1G1-1	2750 kW Tier 2 Diesel Eme...	40.906262	-96.650304	1,217.00	20.00	2.00	824.00	111.29	349.62	Vertical	No
EPB1G2-1	2750 kW Tier 2 Diesel Eme...	40.906263	-96.650380	1,217.00	20.00	2.00	824.00	111.29	349.62	Vertical	No
EPB1G3-1	2750 kW Tier 2 Diesel Eme...	40.906263	-96.650478	1,217.00	20.00	2.00	824.00	111.29	349.62	Vertical	No
EPB1G4-1	2750 kW Tier 2 Diesel Eme...	40.906264	-96.650554	1,217.00	20.00	2.00	824.00	111.29	349.62	Vertical	No
EPB1G5-1	2750 kW Tier 2 Diesel Eme...	40.906265	-96.650651	1,217.00	20.00	2.00	824.00	111.29	349.62	Vertical	No
EPB1G6-1	2750 kW Tier 2 Diesel Eme...	40.906266	-96.650727	1,217.00	20.00	2.00	824.00	111.29	349.62	Vertical	No
EPB1G7-1	2750 kW Tier 2 Diesel Eme...	40.906267	-96.650825	1,217.00	20.00	2.00	824.00	111.29	349.62	Vertical	No
EPB1G8-1	2750 kW Tier 2 Diesel Eme...	40.906268	-96.650998	1,217.00	20.00	2.00	824.00	111.29	349.62	Vertical	No
EPB1G9-1	2750 kW Tier 2 Diesel Eme...	40.906269	-96.651096	1,217.00	20.00	2.00	824.00	111.29	349.62	Vertical	No
EPB1G10-1	2750 kW Tier 2 Diesel Eme...	40.906270	-96.651172	1,217.00	20.00	2.00	824.00	111.29	349.62	Vertical	No
EPB1G11-1	2750 kW Tier 2 Diesel Eme...	40.906271	-96.651270	1,217.00	20.00	2.00	824.00	111.29	349.62	Vertical	No
EPB1G12-1	2750 kW Tier 2 Diesel Eme...	40.906271	-96.651346	1,217.00	20.00	2.00	824.00	111.29	349.62	Vertical	No
EPB1G13-1	2750 kW Tier 2 Diesel Eme...	40.906272	-96.651443	1,217.00	20.00	2.00	824.00	111.29	349.62	Vertical	No
EPB1G14-1	2750 kW Tier 2 Diesel Eme...	40.906273	-96.651519	1,217.00	20.00	2.00	824.00	111.29	349.62	Vertical	No
EPB1G15-1	2750 kW Tier 2 Diesel Eme...	40.906274	-96.651617	1,217.00	20.00	2.00	824.00	111.29	349.62	Vertical	No
EPB1G16-1	2750 kW Tier 2 Diesel Eme...	40.906274	-96.651693	1,217.00	20.00	2.00	824.00	111.29	349.62	Vertical	No
EPB1G17-1	2750 kW Tier 2 Diesel Eme...	40.906275	-96.651794	1,217.00	20.00	2.00	824.00	111.29	349.62	Vertical	No
EPB1G18-1	2750 kW Tier 2 Diesel Eme...	40.906276	-96.651870	1,217.00	20.00	2.00	824.00	111.29	349.62	Vertical	No
EPB1G19-1	2750 kW Tier 2 Diesel Eme...	40.906277	-96.651968	1,217.00	20.00	2.00	824.00	111.29	349.62	Vertical	No
EPB1G20-1	2750 kW Tier 2 Diesel Eme...	40.906277	-96.652044	1,217.00	20.00	2.00	824.00	111.29	349.62	Vertical	No
EPB1G21-1	2750 kW Tier 2 Diesel Eme...	40.906278	-96.652142	1,217.00	20.00	2.00	824.00	111.29	349.62	Vertical	No
EPB1G22-1	2750 kW Tier 2 Diesel Eme...	40.906280	-96.652315	1,217.00	20.00	2.00	824.00	111.29	349.62	Vertical	No
EPB1G23-1	2750 kW Tier 2 Diesel Eme...	40.906281	-96.652413	1,217.00	20.00	2.00	824.00	111.29	349.62	Vertical	No
EPB1G24-1	2750 kW Tier 2 Diesel Eme...	40.906281	-96.652489	1,217.00	20.00	2.00	824.00	111.29	349.62	Vertical	No
EPB1G25-1	2750 kW Tier 2 Diesel Eme...	40.906282	-96.652586	1,217.00	20.00	2.00	824.00	111.29	349.62	Vertical	No
EPB1G26-1	2750 kW Tier 2 Diesel Eme...	40.906283	-96.652662	1,217.00	20.00	2.00	824.00	111.29	349.62	Vertical	No
EPB1G27-1	2750 kW Tier 2 Diesel Eme...	40.906284	-96.652760	1,217.00	20.00	2.00	824.00	111.29	349.62	Vertical	No
EPB1G28-1	2750 kW Tier 2 Diesel Eme...	40.906285	-96.652872	1,217.00	20.00	2.00	824.00	111.29	349.62	Vertical	No
EPB1G29-1	2750 kW Tier 2 Diesel Eme...	40.906286	-96.652970	1,217.00	20.00	2.00	824.00	111.29	349.62	Vertical	No
EPB1G30-1	2750 kW Tier 2 Diesel Eme...	40.906286	-96.653046	1,217.00	20.00	2.00	824.00	111.29	349.62	Vertical	No
EPB1G31-1	2750 kW Tier 2 Diesel Eme...	40.906287	-96.653143	1,217.00	20.00	2.00	824.00	111.29	349.62	Vertical	No
EPB1G32-1	2750 kW Tier 2 Diesel Eme...	40.906288	-96.653219	1,217.00	20.00	2.00	824.00	111.29	349.62	Vertical	No

SECTION 3 – EMISSION UNIT SUMMARY

Table 3-B: New/Modified/Reconstructed Stack / Release Point Information

** Stack information not required for fugitive sources.*

Emission Unit #	Associated Emission Unit	Latitude (decimal deg.)	Longitude (decimal deg.)	Elevation (feet a.s.l.)	Stack Height (feet)	Stack Inside Diameter (feet)	Exhaust Temp. (°F)	Exhaust Exit Velocity (feet/sec)	Exhaust Flow Rate (cu. feet/sec)	Vertical, Horizontal, or Fugitive	Raincap Present?
EPB1G33-1	2750 kW Tier 2 Diesel Eme...	40.906289	-96.653317	1,217.00	20.00	2.00	824.00	111.29	349.62	Vertical	No
EPB1G34-1	2750 kW Tier 2 Diesel Eme...	40.906289	-96.653393	1,217.00	20.00	2.00	824.00	111.29	349.62	Vertical	No
EPB1CG1-1	1750 kW Tier 2 Diesel Eme...	40.904259	-96.650632	1,217.00	20.00	2.00	869.00	68.57	215.42	Vertical	No
EPB1CG2-1	1750 kW Tier 2 Diesel Eme...	40.904260	-96.650835	1,217.00	20.00	2.00	869.00	68.57	215.42	Vertical	No
EPB1CG3-1	1750 kW Tier 2 Diesel Eme...	40.904262	-96.651039	1,217.00	20.00	2.00	869.00	68.57	215.42	Vertical	No
EPB1CG4-1	1750 kW Tier 2 Diesel Eme...	40.904264	-96.651242	1,217.00	20.00	2.00	869.00	68.57	215.42	Vertical	No
EPB1CG5-1	1750 kW Tier 2 Diesel Eme...	40.904267	-96.651595	1,217.00	20.00	2.00	869.00	68.57	215.42	Vertical	No
EPB1CG6-1	1750 kW Tier 2 Diesel Eme...	40.904269	-96.651799	1,217.00	20.00	2.00	869.00	68.57	215.42	Vertical	No
EPB1CG7-1	1750 kW Tier 2 Diesel Eme...	40.904271	-96.652002	1,217.00	20.00	2.00	869.00	68.57	215.42	Vertical	No
EPB1LTG1-1	1750 kW Tier 2 Diesel Eme...	40.904276	-96.652610	1,217.00	20.00	1.50	806.00	90.00	159.05	Vertical	No
EPB1LTG2-1	1750 kW Tier 2 Diesel Eme...	40.904278	-96.652813	1,217.00	20.00	1.50	806.00	90.00	159.05	Vertical	No
EPB1LTG3-1	1750 kW Tier 2 Diesel Eme...	40.904280	-96.653016	1,217.00	20.00	1.50	806.00	90.00	159.05	Vertical	No
EPB2G1-1	2750 kW Tier 2 Diesel Eme...	40.906294	-96.653923	1,217.00	20.00	2.00	824.00	111.29	349.62	Vertical	No
EPB2G2-1	2750 kW Tier 2 Diesel Eme...	40.906295	-96.653999	1,217.00	20.00	2.00	824.00	111.29	349.62	Vertical	No
EPB2G3-1	2750 kW Tier 2 Diesel Eme...	40.906296	-96.654096	1,217.00	20.00	2.00	824.00	111.29	349.62	Vertical	No
EPB2G4-1	2750 kW Tier 2 Diesel Eme...	40.906296	-96.654172	1,217.00	20.00	2.00	824.00	111.29	349.62	Vertical	No
EPB2G5-1	2750 kW Tier 2 Diesel Eme...	40.906297	-96.654270	1,217.00	20.00	2.00	824.00	111.29	349.62	Vertical	No
EPB2G6-1	2750 kW Tier 2 Diesel Eme...	40.906298	-96.654346	1,217.00	20.00	2.00	824.00	111.29	349.62	Vertical	No
EPB2G7-1	2750 kW Tier 2 Diesel Eme...	40.906299	-96.654444	1,217.00	20.00	2.00	824.00	111.29	349.62	Vertical	No
EPB2G8-1	2750 kW Tier 2 Diesel Eme...	40.906300	-96.654617	1,217.00	20.00	2.00	824.00	111.29	349.62	Vertical	No
EPB2G9-1	2750 kW Tier 2 Diesel Eme...	40.906301	-96.654715	1,217.00	20.00	2.00	824.00	111.29	349.62	Vertical	No
EPB2G10-1	2750 kW Tier 2 Diesel Eme...	40.906302	-96.654791	1,217.00	20.00	2.00	824.00	111.29	349.62	Vertical	No
EPB2G11-1	2750 kW Tier 2 Diesel Eme...	40.906303	-96.654888	1,217.00	20.00	2.00	824.00	111.29	349.62	Vertical	No
EPB2G12-1	2750 kW Tier 2 Diesel Eme...	40.906303	-96.654964	1,217.00	20.00	2.00	824.00	111.29	349.62	Vertical	No
EPB2G13-1	2750 kW Tier 2 Diesel Eme...	40.906304	-96.655062	1,217.00	20.00	2.00	824.00	111.29	349.62	Vertical	No
EPB2G14-1	2750 kW Tier 2 Diesel Eme...	40.906305	-96.655138	1,217.00	20.00	2.00	824.00	111.29	349.62	Vertical	No
EPB2G15-1	2750 kW Tier 2 Diesel Eme...	40.906306	-96.655236	1,217.00	20.00	2.00	824.00	111.29	349.62	Vertical	No
EPB2G16-1	2750 kW Tier 2 Diesel Eme...	40.906306	-96.655312	1,217.00	20.00	2.00	824.00	111.29	349.62	Vertical	No
EPB2G17-1	2750 kW Tier 2 Diesel Eme...	40.906307	-96.655413	1,217.00	20.00	2.00	824.00	111.29	349.62	Vertical	No
EPB2G18-1	2750 kW Tier 2 Diesel Eme...	40.906308	-96.655489	1,217.00	20.00	2.00	824.00	111.29	349.62	Vertical	No
EPB2G19-1	2750 kW Tier 2 Diesel Eme...	40.906309	-96.655587	1,217.00	20.00	2.00	824.00	111.29	349.62	Vertical	No
EPB2G20-1	2750 kW Tier 2 Diesel Eme...	40.906310	-96.655663	1,217.00	20.00	2.00	824.00	111.29	349.62	Vertical	No

SECTION 3 – EMISSION UNIT SUMMARY

Table 3-B: New/Modified/Reconstructed Stack / Release Point Information

** Stack information not required for fugitive sources.*

Emission Unit #	Associated Emission Unit	Latitude (decimal deg.)	Longitude (decimal deg.)	Elevation (feet a.s.l.)	Stack Height (feet)	Stack Inside Diameter (feet)	Exhaust Temp. (°F)	Exhaust Exit Velocity (feet/sec)	Exhaust Flow Rate (cu. feet/sec)	Vertical, Horizontal, or Fugitive	Raincap Present?
EPB2G21-1	2750 kW Tier 2 Diesel Eme…	40.906310	-96.655760	1,217.00	20.00	2.00	824.00	111.29	349.62	Vertical	No
EPB2G22-1	2750 kW Tier 2 Diesel Eme…	40.906312	-96.655934	1,217.00	20.00	2.00	824.00	111.29	349.62	Vertical	No
EPB2G23-1	2750 kW Tier 2 Diesel Eme…	40.906313	-96.656032	1,217.00	20.00	2.00	824.00	111.29	349.62	Vertical	No
EPB2G24-1	2750 kW Tier 2 Diesel Eme…	40.906314	-96.656107	1,217.00	20.00	2.00	824.00	111.29	349.62	Vertical	No
EPB2G25-1	2750 kW Tier 2 Diesel Eme…	40.906314	-96.656205	1,217.00	20.00	2.00	824.00	111.29	349.62	Vertical	No
EPB2G26-1	2750 kW Tier 2 Diesel Eme…	40.906315	-96.656281	1,217.00	20.00	2.00	824.00	111.29	349.62	Vertical	No
EPB2G27-1	2750 kW Tier 2 Diesel Eme…	40.906316	-96.656379	1,217.00	20.00	2.00	824.00	111.29	349.62	Vertical	No
EPB2G28-1	2750 kW Tier 2 Diesel Eme…	40.906317	-96.656491	1,217.00	20.00	2.00	824.00	111.29	349.62	Vertical	No
EPB2G29-1	2750 kW Tier 2 Diesel Eme…	40.906318	-96.656589	1,217.00	20.00	2.00	824.00	111.29	349.62	Vertical	No
EPB2G30-1	2750 kW Tier 2 Diesel Eme…	40.906318	-96.656665	1,217.00	20.00	2.00	824.00	111.29	349.62	Vertical	No
EPB2G31-1	2750 kW Tier 2 Diesel Eme…	40.906319	-96.656762	1,217.00	20.00	2.00	824.00	111.29	349.62	Vertical	No
EPB2G32-1	2750 kW Tier 2 Diesel Eme…	40.906320	-96.656838	1,217.00	20.00	2.00	824.00	111.29	349.62	Vertical	No
EPB2G33-1	2750 kW Tier 2 Diesel Eme…	40.906321	-96.656936	1,217.00	20.00	2.00	824.00	111.29	349.62	Vertical	No
EPB2G34-1	2750 kW Tier 2 Diesel Eme…	40.906321	-96.657012	1,217.00	20.00	2.00	824.00	111.29	349.62	Vertical	No
EPB2CG1-1	1750 kW Tier 2 Diesel Eme…	40.904291	-96.654250	1,217.00	20.00	2.00	869.00	68.57	215.42	Vertical	No
EPB2CG2-1	1750 kW Tier 2 Diesel Eme…	40.904293	-96.654454	1,217.00	20.00	2.00	869.00	68.57	215.42	Vertical	No
EPB2CG3-1	1750 kW Tier 2 Diesel Eme…	40.904294	-96.654657	1,217.00	20.00	2.00	869.00	68.57	215.42	Vertical	No
EPB2CG4-1	1750 kW Tier 2 Diesel Eme…	40.904296	-96.654861	1,217.00	20.00	2.00	869.00	68.57	215.42	Vertical	No
EPB2CG5-1	1750 kW Tier 2 Diesel Eme…	40.904299	-96.655214	1,217.00	20.00	2.00	869.00	68.57	215.42	Vertical	No
EPB2CG6-1	1750 kW Tier 2 Diesel Eme…	40.904301	-96.655418	1,217.00	20.00	2.00	869.00	68.57	215.42	Vertical	No
EPB2CG7-1	1750 kW Tier 2 Diesel Eme…	40.904303	-96.655620	1,217.00	20.00	2.00	869.00	68.57	215.42	Vertical	No
EPB2LTG1-1	1750 kW Tier 2 Diesel Eme…	40.904308	-96.656229	1,217.00	20.00	1.50	806.00	90.00	159.05	Vertical	No
EPB2LTG2-1	1750 kW Tier 2 Diesel Eme…	40.904310	-96.656432	1,217.00	20.00	1.50	806.00	90.00	159.05	Vertical	No
EPB2LTG3-1	1750 kW Tier 2 Diesel Eme…	40.904312	-96.656635	1,217.00	20.00	1.50	806.00	90.00	159.05	Vertical	No
EPFP-1	350 kW Tier 2 Diesel Fire…	40.906846	-96.651238	1,216.00	13.00	0.33	830.03	146.93	12.57	Vertical	No
EPGH-1	500 kW Tier 2 Diesel Guar…	40.904288	-96.645621	1,217.00	10.00	1.00	824.00	53.96	42.38	Vertical	No
B1CT1-1	5,160 gallon-per-minute C…	40.904467	-96.650863	1,217.50	30.00	30.00	69.00	24.10	17,035.27	Vertical	No
B1CT2-1	5,160 gallon-per-minute C…	40.904468	-96.651044	1,217.50	30.00	30.00	69.00	24.10	17,035.27	Vertical	No
B1CT3-1	5,160 gallon-per-minute C…	40.904470	-96.651225	1,217.50	30.00	30.00	69.00	24.10	17,035.27	Vertical	No
B1CT4-1	5,160 gallon-per-minute C…	40.904471	-96.651406	1,217.50	30.00	30.00	69.00	24.10	17,035.27	Vertical	No
B1CT5-1	5,160 gallon-per-minute C…	40.904473	-96.651587	1,217.50	30.00	30.00	69.00	24.10	17,035.27	Vertical	No
B1CT6-1	5,160 gallon-per-minute C…	40.904475	-96.651768	1,217.50	30.00	30.00	69.00	24.10	17,035.27	Vertical	No

SECTION 3 – EMISSION UNIT SUMMARY

Table 3-B: New/Modified/Reconstructed Stack / Release Point Information

** Stack information not required for fugitive sources.*

Emission Unit #	Associated Emission Unit	Latitude (decimal deg.)	Longitude (decimal deg.)	Elevation (feet a.s.l.)	Stack Height (feet)	Stack Inside Diameter (feet)	Exhaust Temp. (°F)	Exhaust Exit Velocity (feet/sec)	Exhaust Flow Rate (cu. feet/sec)	Vertical, Horizontal, or Fugitive	Raincap Present?
B1CT7-1	5,160 gallon-per-minute C…	40.904476	-96.651949	1,217.50	30.00	30.00	69.00	24.10	17,035.27	Vertical	No
B2CT1-1	5,160 gallon-per-minute C…	40.904499	-96.654483	1,217.50	30.00	30.00	69.00	24.10	17,035.27	Vertical	No
B2CT2-1	5,160 gallon-per-minute C…	40.904500	-96.654663	1,217.50	30.00	30.00	69.00	24.10	17,035.27	Vertical	No
B2CT3-1	5,160 gallon-per-minute C…	40.904502	-96.654844	1,217.50	30.00	30.00	69.00	24.10	17,035.27	Vertical	No
B2CT4-1	5,160 gallon-per-minute C…	40.904504	-96.655025	1,217.50	30.00	30.00	69.00	24.10	17,035.27	Vertical	No
B2CT5-1	5,160 gallon-per-minute C…	40.904505	-96.655206	1,217.50	30.00	30.00	69.00	24.10	17,035.27	Vertical	No
B2CT6-1	5,160 gallon-per-minute C…	40.904507	-96.655387	1,217.50	30.00	30.00	69.00	24.10	17,035.27	Vertical	No
B2CT7-1	5,160 gallon-per-minute C…	40.904508	-96.655568	1,217.50	30.00	30.00	69.00	24.10	17,035.27	Vertical	No

SECTION 5 – MAXIMUM POTENTIAL TO EMIT (MPTE)

Table 5-A: New/Modified/Reconstructed Emission Units MPTE – Regulated Air Pollutant Emissions

Please list maximum potential emissions of all pollutants for each emission unit in pounds per year.

Emission Unit #	SCC Code	Hourly Process Rate	Process Rate Units	Max Annual Throughput	Emission Factor Source	PM_{10}	$PM_{2.5}$	NOx	SOx	VOC	CO	GHGs (CO_2e)	LEAD	Total HAP
EPB1G1-1	2-01-001-02	211.40	gals	1.85E+06	Other	8,220	8,220	511,696	470.20	12,745	115,976	4.5E+07	-	427.00
EPB1G2-1	2-01-001-02	211.40	gals	1.85E+06	Other	8,220	8,220	511,696	470.20	12,745	115,976	4.5E+07	-	427.00
EPB1G3-1	2-01-001-02	211.40	gals	1.85E+06	Other	8,220	8,220	511,696	470.20	12,745	115,976	4.5E+07	-	427.00
EPB1G4-1	2-01-001-02	211.40	gals	1.85E+06	Other	8,220	8,220	511,696	470.20	12,745	115,976	4.5E+07	-	427.00
EPB1G5-1	2-01-001-02	211.40	gals	1.85E+06	Other	8,220	8,220	511,696	470.20	12,745	115,976	4.5E+07	-	427.00
EPB1G6-1	2-01-001-02	211.40	gals	1.85E+06	Other	8,220	8,220	511,696	470.20	12,745	115,976	4.5E+07	-	427.00
EPB1G7-1	2-01-001-02	211.40	gals	1.85E+06	Other	8,220	8,220	511,696	470.20	12,745	115,976	4.5E+07	-	427.00
EPB1G8-1	2-01-001-02	211.40	gals	1.85E+06	Other	8,220	8,220	511,696	470.20	12,745	115,976	4.5E+07	-	427.00
EPB1G9-1	2-01-001-02	211.40	gals	1.85E+06	Other	8,220	8,220	511,696	470.20	12,745	115,976	4.5E+07	-	427.00
EPB1G10-1	2-01-001-02	211.40	gals	1.85E+06	Other	8,220	8,220	511,696	470.20	12,745	115,976	4.5E+07	-	427.00
EPB1G11-1	2-01-001-02	211.40	gals	1.85E+06	Other	8,220	8,220	511,696	470.20	12,745	115,976	4.5E+07	-	427.00
EPB1G12-1	2-01-001-02	211.40	gals	1.85E+06	Other	8,220	8,220	511,696	470.20	12,745	115,976	4.5E+07	-	427.00
EPB1G13-1	2-01-001-02	211.40	gals	1.85E+06	Other	8,220	8,220	511,696	470.20	12,745	115,976	4.5E+07	-	427.00
EPB1G14-1	2-01-001-02	211.40	gals	1.85E+06	Other	8,220	8,220	511,696	470.20	12,745	115,976	4.5E+07	-	427.00
EPB1G15-1	2-01-001-02	211.40	gals	1.85E+06	Other	8,220	8,220	511,696	470.20	12,745	115,976	4.5E+07	-	427.00
EPB1G16-1	2-01-001-02	211.40	gals	1.85E+06	Other	8,220	8,220	511,696	470.20	12,745	115,976	4.5E+07	-	427.00
EPB1G17-1	2-01-001-02	211.40	gals	1.85E+06	Other	8,220	8,220	511,696	470.20	12,745	115,976	4.5E+07	-	427.00
EPB1G18-1	2-01-001-02	211.40	gals	1.85E+06	Other	8,220	8,220	511,696	470.20	12,745	115,976	4.5E+07	-	427.00
EPB1G19-1	2-01-001-02	211.40	gals	1.85E+06	Other	8,220	8,220	511,696	470.20	12,745	115,976	4.5E+07	-	427.00
EPB1G20-1	2-01-001-02	211.40	gals	1.85E+06	Other	8,220	8,220	511,696	470.20	12,745	115,976	4.5E+07	-	427.00
EPB1G21-1	2-01-001-02	211.40	gals	1.85E+06	Other	8,220	8,220	511,696	470.20	12,745	115,976	4.5E+07	-	427.00
EPB1G22-1	2-01-001-02	211.40	gals	1.85E+06	Other	8,220	8,220	511,696	470.20	12,745	115,976	4.5E+07	-	427.00
EPB1G23-1	2-01-001-02	211.40	gals	1.85E+06	Other	8,220	8,220	511,696	470.20	12,745	115,976	4.5E+07	-	427.00
EPB1G24-1	2-01-001-02	211.40	gals	1.85E+06	Other	8,220	8,220	511,696	470.20	12,745	115,976	4.5E+07	-	427.00
EPB1G25-1	2-01-001-02	211.40	gals	1.85E+06	Other	8,220	8,220	511,696	470.20	12,745	115,976	4.5E+07	-	427.00
EPB1G26-1	2-01-001-02	211.40	gals	1.85E+06	Other	8,220	8,220	511,696	470.20	12,745	115,976	4.5E+07	-	427.00
EPB1G27-1	2-01-001-02	211.40	gals	1.85E+06	Other	8,220	8,220	511,696	470.20	12,745	115,976	4.5E+07	-	427.00
EPB1G28-1	2-01-001-02	211.40	gals	1.85E+06	Other	8,220	8,220	511,696	470.20	12,745	115,976	4.5E+07	-	427.00
EPB1G29-1	2-01-001-02	211.40	gals	1.85E+06	Other	8,220	8,220	511,696	470.20	12,745	115,976	4.5E+07	-	427.00
EPB1G30-1	2-01-001-02	211.40	gals	1.85E+06	Other	8,220	8,220	511,696	470.20	12,745	115,976	4.5E+07	-	427.00
EPB1G31-1	2-01-001-02	211.40	gals	1.85E+06	Other	8,220	8,220	511,696	470.20	12,745	115,976	4.5E+07	-	427.00
EPB1G32-1	2-01-001-02	211.40	gals	1.85E+06	Other	8,220	8,220	511,696	470.20	12,745	115,976	4.5E+07	-	427.00

SECTION 5 – MAXIMUM POTENTIAL TO EMIT (MPTE)

Table 5-A: New/Modified/Reconstructed Emission Units MPTE – Regulated Air Pollutant Emissions

Please list maximum potential emissions of all pollutants for each emission unit in pounds per year.

Emission Unit #	SCC Code	Hourly Process Rate	Process Rate Units	Max Annual Throughput	Emission Factor Source	PM_{10}	$PM_{2.5}$	NOx	SOx	VOC	CO	GHGs (CO_2e)	LEAD	Total HAP
EPB1G33-1	2-01-001-02	211.40	gals	1.85E+06	Other	8,220	8,220	511,696	470.20	12,745	115,976	4.5E+07	-	427.00
EPB1G34-1	2-01-001-02	211.40	gals	1.85E+06	Other	8,220	8,220	511,696	470.20	12,745	115,976	4.5E+07	-	427.00
EPB1CG1-1	2-01-001-02	121.80	gals	1.07E+06	Other	3,592	3,592	307,388	275.00	7,797	46,516	2.7E+07	-	249.00
EPB1CG2-1	2-01-001-02	121.80	gals	1.07E+06	Other	3,592	3,592	307,388	275.00	7,797	46,516	2.7E+07	-	249.00
EPB1CG3-1	2-01-001-02	121.80	gals	1.07E+06	Other	3,592	3,592	307,388	275.00	7,797	46,516	2.7E+07	-	249.00
EPB1CG4-1	2-01-001-02	121.80	gals	1.07E+06	Other	3,592	3,592	307,388	275.00	7,797	46,516	2.7E+07	-	249.00
EPB1CG5-1	2-01-001-02	121.80	gals	1.07E+06	Other	3,592	3,592	307,388	275.00	7,797	46,516	2.7E+07	-	249.00
EPB1CG6-1	2-01-001-02	121.80	gals	1.07E+06	Other	3,592	3,592	307,388	275.00	7,797	46,516	2.7E+07	-	249.00
EPB1CG7-1	2-01-001-02	121.80	gals	1.07E+06	Other	3,592	3,592	307,388	275.00	7,797	46,516	2.7E+07	-	249.00
EPB1LTG1-1	2-01-001-02	121.80	gals	1.07E+06	Other	3,592	3,592	307,388	275.00	7,797	46,516	2.7E+07	-	249.00
EPB1LTG2-1	2-01-001-02	121.80	gals	1.07E+06	Other	3,592	3,592	307,388	275.00	7,797	46,516	2.7E+07	-	249.00
EPB1LTG3-1	2-01-001-02	121.80	gals	1.07E+06	Other	3,592	3,592	307,388	275.00	7,797	46,516	2.7E+07	-	249.00
EPB2G1-1	2-01-001-02	211.40	gals	1.85E+06	Other	8,220	8,220	511,696	470.20	12,745	115,976	4.5E+07	-	427.00
EPB2G2-1	2-01-001-02	211.40	gals	1.85E+06	Other	8,220	8,220	511,696	470.20	12,745	115,976	4.5E+07	-	427.00
EPB2G3-1	2-01-001-02	211.40	gals	1.85E+06	Other	8,220	8,220	511,696	470.20	12,745	115,976	4.5E+07	-	427.00
EPB2G4-1	2-01-001-02	211.40	gals	1.85E+06	Other	8,220	8,220	511,696	470.20	12,745	115,976	4.5E+07	-	427.00
EPB2G5-1	2-01-001-02	211.40	gals	1.85E+06	Other	8,220	8,220	511,696	470.20	12,745	115,976	4.5E+07	-	427.00
EPB2G6-1	2-01-001-02	211.40	gals	1.85E+06	Other	8,220	8,220	511,696	470.20	12,745	115,976	4.5E+07	-	427.00
EPB2G7-1	2-01-001-02	211.40	gals	1.85E+06	Other	8,220	8,220	511,696	470.20	12,745	115,976	4.5E+07	-	427.00
EPB2G8-1	2-01-001-02	211.40	gals	1.85E+06	Other	8,220	8,220	511,696	470.20	12,745	115,976	4.5E+07	-	427.00
EPB2G9-1	2-01-001-02	211.40	gals	1.85E+06	Other	8,220	8,220	511,696	470.20	12,745	115,976	4.5E+07	-	427.00
EPB2G10-1	2-01-001-02	211.40	gals	1.85E+06	Other	8,220	8,220	511,696	470.20	12,745	115,976	4.5E+07	-	427.00
EPB2G11-1	2-01-001-02	211.40	gals	1.85E+06	Other	8,220	8,220	511,696	470.20	12,745	115,976	4.5E+07	-	427.00
EPB2G12-1	2-01-001-02	211.40	gals	1.85E+06	Other	8,220	8,220	511,696	470.20	12,745	115,976	4.5E+07	-	427.00
EPB2G13-1	2-01-001-02	211.40	gals	1.85E+06	Other	8,220	8,220	511,696	470.20	12,745	115,976	4.5E+07	-	427.00
EPB2G14-1	2-01-001-02	211.40	gals	1.85E+06	Other	8,220	8,220	511,696	470.20	12,745	115,976	4.5E+07	-	427.00
EPB2G15-1	2-01-001-02	211.40	gals	1.85E+06	Other	8,220	8,220	511,696	470.20	12,745	115,976	4.5E+07	-	427.00
EPB2G16-1	2-01-001-02	211.40	gals	1.85E+06	Other	8,220	8,220	511,696	470.20	12,745	115,976	4.5E+07	-	427.00
EPB2G17-1	2-01-001-02	211.40	gals	1.85E+06	Other	8,220	8,220	511,696	470.20	12,745	115,976	4.5E+07	-	427.00
EPB2G18-1	2-01-001-02	211.40	gals	1.85E+06	Other	8,220	8,220	511,696	470.20	12,745	115,976	4.5E+07	-	427.00
EPB2G19-1	2-01-001-02	211.40	gals	1.85E+06	Other	8,220	8,220	511,696	470.20	12,745	115,976	4.5E+07	-	427.00
EPB2G20-1	2-01-001-02	211.40	gals	1.85E+06	Other	8,220	8,220	511,696	470.20	12,745	115,976	4.5E+07	-	427.00

SECTION 5 – MAXIMUM POTENTIAL TO EMIT (MPTE)

Table 5-A: New/Modified/Reconstructed Emission Units MPTE – Regulated Air Pollutant Emissions

Please list maximum potential emissions of all pollutants for each emission unit in pounds per year.

Emission Unit #	SCC Code	Hourly Process Rate	Process Rate Units	Max Annual Throughput	Emission Factor Source	PM_{10}	$PM_{2.5}$	NOx	SOx	VOC	CO	GHGs (CO_2e)	LEAD	Total HAP
EPB2G21-1	2-01-001-02	211.40	gals	1.85E+06	Other	8,220	8,220	511,696	470.20	12,745	115,976	4.5E+07	-	427.00
EPB2G22-1	2-01-001-02	211.40	gals	1.85E+06	Other	8,220	8,220	511,696	470.20	12,745	115,976	4.5E+07	-	427.00
EPB2G23-1	2-01-001-02	211.40	gals	1.85E+06	Other	8,220	8,220	511,696	470.20	12,745	115,976	4.5E+07	-	427.00
EPB2G24-1	2-01-001-02	211.40	gals	1.85E+06	Other	8,220	8,220	511,696	470.20	12,745	115,976	4.5E+07	-	427.00
EPB2G25-1	2-01-001-02	211.40	gals	1.85E+06	Other	8,220	8,220	511,696	470.20	12,745	115,976	4.5E+07	-	427.00
EPB2G26-1	2-01-001-02	211.40	gals	1.85E+06	Other	8,220	8,220	511,696	470.20	12,745	115,976	4.5E+07	-	427.00
EPB2G27-1	2-01-001-02	211.40	gals	1.85E+06	Other	8,220	8,220	511,696	470.20	12,745	115,976	4.5E+07	-	427.00
EPB2G28-1	2-01-001-02	211.40	gals	1.85E+06	Other	8,220	8,220	511,696	470.20	12,745	115,976	4.5E+07	-	427.00
EPB2G29-1	2-01-001-02	211.40	gals	1.85E+06	Other	8,220	8,220	511,696	470.20	12,745	115,976	4.5E+07	-	427.00
EPB2G30-1	2-01-001-02	211.40	gals	1.85E+06	Other	8,220	8,220	511,696	470.20	12,745	115,976	4.5E+07	-	427.00
EPB2G31-1	2-01-001-02	211.40	gals	1.85E+06	Other	8,220	8,220	511,696	470.20	12,745	115,976	4.5E+07	-	427.00
EPB2G32-1	2-01-001-02	211.40	gals	1.85E+06	Other	8,220	8,220	511,696	470.20	12,745	115,976	4.5E+07	-	427.00
EPB2G33-1	2-01-001-02	211.40	gals	1.85E+06	Other	8,220	8,220	511,696	470.20	12,745	115,976	4.5E+07	-	427.00
EPB2G34-1	2-01-001-02	211.40	gals	1.85E+06	Other	8,220	8,220	511,696	470.20	12,745	115,976	4.5E+07	-	427.00
EPB2CG1-1	2-01-001-02	121.80	gals	1.07E+06	Other	3,592	3,592	307,388	275.00	7,797	46,516	2.7E+07	-	249.00
EPB2CG2-1	2-01-001-02	121.80	gals	1.07E+06	Other	3,592	3,592	307,388	275.00	7,797	46,516	2.7E+07	-	249.00
EPB2CG3-1	2-01-001-02	121.80	gals	1.07E+06	Other	3,592	3,592	307,388	275.00	7,797	46,516	2.7E+07	-	249.00
EPB2CG4-1	2-01-001-02	121.80	gals	1.07E+06	Other	3,592	3,592	307,388	275.00	7,797	46,516	2.7E+07	-	249.00
EPB2CG5-1	2-01-001-02	121.80	gals	1.07E+06	Other	3,592	3,592	307,388	275.00	7,797	46,516	2.7E+07	-	249.00
EPB2CG6-1	2-01-001-02	121.80	gals	1.07E+06	Other	3,592	3,592	307,388	275.00	7,797	46,516	2.7E+07	-	249.00
EPB2CG7-1	2-01-001-02	121.80	gals	1.07E+06	Other	3,592	3,592	307,388	275.00	7,797	46,516	2.7E+07	-	249.00
EPB2LTG1-1	2-01-001-02	121.80	gals	1.07E+06	Other	3,592	3,592	307,388	275.00	7,797	46,516	2.7E+07	-	249.00
EPB2LTG2-1	2-01-001-02	121.80	gals	1.07E+06	Other	3,592	3,592	307,388	275.00	7,797	46,516	2.7E+07	-	249.00
EPB2LTG3-1	2-01-001-02	121.80	gals	1.07E+06	Other	3,592	3,592	307,388	275.00	7,797	46,516	2.7E+07	-	249.00
EPFP-1	2-01-001-02	26.30	gals	230,388	Other	2,888	2,888	61,534	9,168	10,654	46,200	5.3E+06	-	123.00
EPGH-1	2-01-001-02	37.60	gals	329,376	Other	4,125	4,125	87,906	78.00	15,220	66,001	7.6E+06	-	71.00
B1CT1-1	3-85-001-01	309,600	gals	2.71E+09	AP-42	396.00	238.00	-	-	2,000	-	-	-	-
B1CT2-1	3-85-001-01	309,600	gals	2.71E+09	AP-42	396.00	238.00	-	-	2,000	-	-	-	-
B1CT3-1	3-85-001-01	309,600	gals	2.71E+09	AP-42	396.00	238.00	-	-	2,000	-	-	-	-
B1CT4-1	3-85-001-01	309,600	gals	2.71E+09	AP-42	396.00	238.00	-	-	2,000	-	-	-	-
B1CT5-1	3-85-001-01	309,600	gals	2.71E+09	AP-42	396.00	238.00	-	-	2,000	-	-	-	-
B1CT6-1	3-85-001-01	309,600	gals	2.71E+09	AP-42	396.00	238.00	-	-	2,000	-	-	-	-

SECTION 5 – MAXIMUM POTENTIAL TO EMIT (MPTE)

Table 5-A: New/Modified/Reconstructed Emission Units MPTE – Regulated Air Pollutant Emissions

Please list maximum potential emissions of all pollutants for each emission unit in pounds per year.

Emission Unit #	SCC Code	Hourly Process Rate	Process Rate Units	Max Annual Throughput	Emission Factor Source	PM_{10}	$PM_{2.5}$	NOx	SOx	VOC	CO	GHGs (CO_2e)	LEAD	Total HAP
B1CT7-1	3-85-001-01	309,600	gals	2.71E+09	AP-42	396.00	238.00	-	-	2,000	-	-	-	-
B2CT1-1	3-85-001-01	309,600	gals	2.71E+09	AP-42	396.00	238.00	-	-	2,000	-	-	-	-
B2CT2-1	3-85-001-01	309,600	gals	2.71E+09	AP-42	396.00	238.00	-	-	2,000	-	-	-	-
B2CT3-1	3-85-001-01	309,600	gals	2.71E+09	AP-42	396.00	238.00	-	-	2,000	-	-	-	-
B2CT4-1	3-85-001-01	309,600	gals	2.71E+09	AP-42	396.00	238.00	-	-	2,000	-	-	-	-
B2CT5-1	3-85-001-01	309,600	gals	2.71E+09	AP-42	396.00	238.00	-	-	2,000	-	-	-	-
B2CT6-1	3-85-001-01	309,600	gals	2.71E+09	AP-42	396.00	238.00	-	-	2,000	-	-	-	-
B2CT7-1	3-85-001-01	309,600	gals	2.71E+09	AP-42	396.00	238.00	-	-	2,000	-	-	-	-

SECTION 5 – MAXIMUM POTENTIAL TO EMIT (MPTE)

Table 5-B: New/Modified/Reconstructed Emission Units MPTE – VOC Emissions from VOC-Containing Materials

Please list the maximum throughput of all materials used that contain Volatile Organic Compounds, and show amount of VOC emitted.

Material Name	Manufacturer	Emission Unit #(s)	Material Purpose	Material Throughput (gallons)	Product Density (lbs/gallon)	VOC Content *(select one)* (weight %)	VOC Content *(select one)* (lbs/gallon)	Total VOC (pounds)	Release Factor (% release)	Total VOC Emissions (pounds)
Diesel Fuel	Vendor TBD	EPB1G1 thru EPB1G34, EPB2G1 thru EPB2G34	Emergency Generator Fuel	125,926,752	7.05		0.01	866,632.9	100.00%	866,632.9
Diesel Fuel	Vendor TBD	EPB1CG1 thru EPB1CG7, EPB1LTG1 thru EPB1LTG3, EPB2CG1 thru EPB2CG7, EPB2LTG1 thru EPB2LTG3	Emergency Generator Fuel	21,339,360	7.05		0.01	155,928.0	100.00%	155,928.0
Diesel Fuel	Vendor TBD	EPFP1	Fire Pump Engine Fuel	230,765	7.05		0.05	10,654.4	100.00%	10,654.4
Diesel Fuel	Vendor TBD	EPGH1	Guard House Emergency Gen. Fuel	329,664	7.05		0.05	15,219.9	100.00%	15,219.9
Cooling Tower Biocide	Vendor TBD	B1CT1 - B1CT7, B2CT1 - B2CT7	Biocide	2,800	10.00	100.00%		28,000.0	100.00%	28,000.0

SECTION 5 – MAXIMUM POTENTIAL TO EMIT (MPTE)

For a complete list of EPA regulated Hazardous Air Pollutants, including CAS Numbers, click here.

Table 5-C: New/Modified/Reconstructed Emission Units - HAP Emissions from HAP-Containing Materials

Please list the maximum throughput of all materials used that contain Hazardous Air Pollutants (HAP) and show amount of HAP emitted.

Material Name	HAP Name	HAP CAS #	Emission Unit #(s)	Material Throughput	Throughput Units	Individual HAP Content	HAP Content Units	Product Density (lbs/gallon)	Individual HAP Throughput (pounds)	Release Factor (% release)	Total HAP Emissions (pounds)
Diesel Fuel	Acetaldehyde	75-07-0	EPB1G1 thru EPB1G34, EPB2G1 thru EPB2G34	125,926,752	gallons	0.00	lbs/gallon		465.9	100.00%	465.9
	Acrolein	107-02-8				0.00	lbs/gallon		146.1		146.1
	Benzene	71-43-2				0.00	lbs/gallon		14,329.2		14,329.2
	Formaldehyde	50-00-0				0.00	lbs/gallon		1,457.0		1,457.0
	Naphthalene	91-20-3				0.00	lbs/gallon		2,400.2		2,400.2
	Polycyclic Organic Matter	91-20-3				0.00	lbs/gallon		1,512.4		1,512.4
	Toluene	108-88-3				0.00	lbs/gallon		5,189.4		5,189.4
	Xylenes	1330-20-7				0.00	lbs/gallon		3,563.7		3,563.7
Diesel Fuel	Acetaldehyde	75-07-0	EPB1CG1 thru EPB1CG7, EPB1LTG1 thru EPB1LTG3, EPB2CG1 thru EPB2CG7, EPB2LTG1 thru EPB2LTG3	21,339,360	gallons	0.00	lbs/gallon		79.8	100.00%	79.8
	Acrolein	107-02-8				0.00	lbs/gallon		25.0		25.0
	Benzene	71-43-2				0.00	lbs/gallon		2,460.9		2,460.9
	Formaldehyde	50-00-0				0.00	lbs/gallon		250.1		250.1
	Naphthalene	91-20-3				0.00	lbs/gallon		412.3		412.3
	Polycyclic Organic Matter	91-20-3				0.00	lbs/gallon		260.3		260.3
	Toluene	108-88-3				0.00	lbs/gallon		891.1		891.1
	Xylenes	1330-20-7				0.00	lbs/gallon		612.0		612.0
Diesel Fuel	Acetaldehyde	75-07-0	EPFP1	230,765	gallons	0.00	lbs/gallon		24.2	100.00%	24.2
	Acrolein	107-02-8				0.00	lbs/gallon		2.9		2.9
	Benzene	71-43-2				0.00	lbs/gallon		30.0		30.0
	Formaldehyde	50-00-0				0.00	lbs/gallon		37.3		37.3

SECTION 5 – MAXIMUM POTENTIAL TO EMIT (MPTE)

For a complete list of EPA regulated Hazardous Air Pollutants, including CAS Numbers, click here.

Table 5-C: New/Modified/Reconstructed Emission Units - HAP Emissions from HAP-Containing Materials

Please list the maximum throughput of all materials used that contain Hazardous Air Pollutants (HAP) and show amount of HAP emitted.

Material Name	HAP Name	HAP CAS #	Emission Unit #(s)	Material Throughput	Throughput Units	Individual HAP Content	HAP Content Units	Product Density (lbs/gallon)	Individual HAP Throughput (pounds)	Release Factor (% release)	Total HAP Emissions (pounds)
	Naphthalene	91-20-3				0.00	lbs/gallon		2.7		2.7
	Polycyclic Organic Matter	91-20-3				0.00	lbs/gallon		2.6		2.6
	Toluene	108-88-3				0.00	lbs/gallon		12.9		12.9
	Xylenes	1330-20-7				0.00	lbs/gallon		9.0		9.0
	1,3-Butadiene	106-99-0				0.00	lbs/gallon		1.2		1.2
Diesel Fuel	Acetaldehyde	75-07-0	EPGH1	329,664	gallons	0.00	lbs/gallon		1.1	100.00%	1.1
	Acrolein	107-02-8				0.00	lbs/gallon		0.4		0.4
	Benzene	71-43-2				0.00	lbs/gallon		35.0		35.0
	Formaldehyde	50-00-0				0.00	lbs/gallon		3.6		3.6
	Naphthalene	91-20-3				0.00	lbs/gallon		5.9		5.9
	Polycyclic Organic Matter	91-20-3				0.00	lbs/gallon		3.7		3.7
	Toluene	108-88-3				0.00	lbs/gallon		12.7		12.7
	Xylenes	1330-20-7				0.00	lbs/gallon		8.7		8.7

SECTION 5 – MAXIMUM POTENTIAL TO EMIT (MPTE)

Table 5-D: New/Modified/Reconstructed Emission Units MPTE – PSD-Specific Pollutant Emissions

Please list maximum potential emissions of all pollutants for each emission unit in pounds per year.

Emission Unit #	SCC Code	Hourly Process Rate	Process Rate Units	Max Annual Throughput	PM	Fluorides	H_2SO_4	H_2S	TRS (inc. H_2S)	MWC Organics	MWC Metals	MWC Acid Gas	MSWL Emissions
EPB1G1-1	2-01-001-02	211.40	gals	1.85E+06	558,978	-	-	-	-	-	-	-	-
EPB1G2-1	2-01-001-02	211.40	gals	1.85E+06	558,978	-	-	-	-	-	-	-	-
EPB1G3-1	2-01-001-02	211.40	gals	1.85E+06	558,978	-	-	-	-	-	-	-	-
EPB1G4-1	2-01-001-02	211.40	gals	1.85E+06	558,978	-	-	-	-	-	-	-	-
EPB1G5-1	2-01-001-02	211.40	gals	1.85E+06	558,978	-	-	-	-	-	-	-	-
EPB1G6-1	2-01-001-02	211.40	gals	1.85E+06	558,978	-	-	-	-	-	-	-	-
EPB1G7-1	2-01-001-02	211.40	gals	1.85E+06	558,978	-	-	-	-	-	-	-	-
EPB1G8-1	2-01-001-02	211.40	gals	1.85E+06	558,978	-	-	-	-	-	-	-	-
EPB1G9-1	2-01-001-02	211.40	gals	1.85E+06	558,978	-	-	-	-	-	-	-	-
EPB1G10-1	2-01-001-02	211.40	gals	1.85E+06	558,978	-	-	-	-	-	-	-	-
EPB1G11-1	2-01-001-02	211.40	gals	1.85E+06	558,978	-	-	-	-	-	-	-	-
EPB1G12-1	2-01-001-02	211.40	gals	1.85E+06	558,978	-	-	-	-	-	-	-	-
EPB1G13-1	2-01-001-02	211.40	gals	1.85E+06	558,978	-	-	-	-	-	-	-	-
EPB1G14-1	2-01-001-02	211.40	gals	1.85E+06	558,978	-	-	-	-	-	-	-	-
EPB1G15-1	2-01-001-02	211.40	gals	1.85E+06	558,978	-	-	-	-	-	-	-	-
EPB1G16-1	2-01-001-02	211.40	gals	1.85E+06	558,978	-	-	-	-	-	-	-	-
EPB1G17-1	2-01-001-02	211.40	gals	1.85E+06	558,978	-	-	-	-	-	-	-	-
EPB1G18-1	2-01-001-02	211.40	gals	1.85E+06	558,978	-	-	-	-	-	-	-	-
EPB1G19-1	2-01-001-02	211.40	gals	1.85E+06	558,978	-	-	-	-	-	-	-	-
EPB1G20-1	2-01-001-02	211.40	gals	1.85E+06	558,978	-	-	-	-	-	-	-	-
EPB1G21-1	2-01-001-02	211.40	gals	1.85E+06	558,978	-	-	-	-	-	-	-	-
EPB1G22-1	2-01-001-02	211.40	gals	1.85E+06	558,978	-	-	-	-	-	-	-	-
EPB1G23-1	2-01-001-02	211.40	gals	1.85E+06	558,978	-	-	-	-	-	-	-	-
EPB1G24-1	2-01-001-02	211.40	gals	1.85E+06	558,978	-	-	-	-	-	-	-	-
EPB1G25-1	2-01-001-02	211.40	gals	1.85E+06	558,978	-	-	-	-	-	-	-	-
EPB1G26-1	2-01-001-02	211.40	gals	1.85E+06	558,978	-	-	-	-	-	-	-	-
EPB1G27-1	2-01-001-02	211.40	gals	1.85E+06	558,978	-	-	-	-	-	-	-	-
EPB1G28-1	2-01-001-02	211.40	gals	1.85E+06	558,978	-	-	-	-	-	-	-	-
EPB1G29-1	2-01-001-02	211.40	gals	1.85E+06	558,978	-	-	-	-	-	-	-	-
EPB1G30-1	2-01-001-02	211.40	gals	1.85E+06	558,978	-	-	-	-	-	-	-	-
EPB1G31-1	2-01-001-02	211.40	gals	1.85E+06	558,978	-	-	-	-	-	-	-	-
EPB1G32-1	2-01-001-02	211.40	gals	1.85E+06	558,978	-	-	-	-	-	-	-	-

SECTION 5 – MAXIMUM POTENTIAL TO EMIT (MPTE)

Table 5-D: New/Modified/Reconstructed Emission Units MPTE – PSD-Specific Pollutant Emissions

Please list maximum potential emissions of all pollutants for each emission unit in pounds per year.

Emission Unit #	SCC Code	Hourly Process Rate	Process Rate Units	Max Annual Throughput	PM	Fluorides	H_2SO_4	H_2S	TRS (inc. H_2S)	MWC Organics	MWC Metals	MWC Acid Gas	MSWL Emissions
EPB1G33-1	2-01-001-02	211.40	gals	1.85E+06	558,978	-	-	-	-	-	-	-	-
EPB1G34-1	2-01-001-02	211.40	gals	1.85E+06	558,978	-	-	-	-	-	-	-	-
EPB1CG1-1	2-01-001-02	121.80	gals	1.07E+06	72,832	-	-	-	-	-	-	-	-
EPB1CG2-1	2-01-001-02	121.80	gals	1.07E+06	72,832	-	-	-	-	-	-	-	-
EPB1CG3-1	2-01-001-02	121.80	gals	1.07E+06	72,832	-	-	-	-	-	-	-	-
EPB1CG4-1	2-01-001-02	121.80	gals	1.07E+06	72,832	-	-	-	-	-	-	-	-
EPB1CG5-1	2-01-001-02	121.80	gals	1.07E+06	72,832	-	-	-	-	-	-	-	-
EPB1CG6-1	2-01-001-02	121.80	gals	1.07E+06	72,832	-	-	-	-	-	-	-	-
EPB1CG7-1	2-01-001-02	121.80	gals	1.07E+06	72,832	-	-	-	-	-	-	-	-
EPB1LTG1-1	2-01-001-02	121.80	gals	1.07E+06	72,832	-	-	-	-	-	-	-	-
EPB1LTG2-1	2-01-001-02	121.80	gals	1.07E+06	72,832	-	-	-	-	-	-	-	-
EPB1LTG3-1	2-01-001-02	121.80	gals	1.07E+06	72,832	-	-	-	-	-	-	-	-
EPB2G1-1	2-01-001-02	211.40	gals	1.85E+06	558,978	-	-	-	-	-	-	-	-
EPB2G2-1	2-01-001-02	211.40	gals	1.85E+06	558,978	-	-	-	-	-	-	-	-
EPB2G3-1	2-01-001-02	211.40	gals	1.85E+06	558,978	-	-	-	-	-	-	-	-
EPB2G4-1	2-01-001-02	211.40	gals	1.85E+06	558,978	-	-	-	-	-	-	-	-
EPB2G5-1	2-01-001-02	211.40	gals	1.85E+06	558,978	-	-	-	-	-	-	-	-
EPB2G6-1	2-01-001-02	211.40	gals	1.85E+06	558,978	-	-	-	-	-	-	-	-
EPB2G7-1	2-01-001-02	211.40	gals	1.85E+06	558,978	-	-	-	-	-	-	-	-
EPB2G8-1	2-01-001-02	211.40	gals	1.85E+06	558,978	-	-	-	-	-	-	-	-
EPB2G9-1	2-01-001-02	211.40	gals	1.85E+06	558,978	-	-	-	-	-	-	-	-
EPB2G10-1	2-01-001-02	211.40	gals	1.85E+06	558,978	-	-	-	-	-	-	-	-
EPB2G11-1	2-01-001-02	211.40	gals	1.85E+06	558,978	-	-	-	-	-	-	-	-
EPB2G12-1	2-01-001-02	211.40	gals	1.85E+06	558,978	-	-	-	-	-	-	-	-
EPB2G13-1	2-01-001-02	211.40	gals	1.85E+06	558,978	-	-	-	-	-	-	-	-
EPB2G14-1	2-01-001-02	211.40	gals	1.85E+06	558,978	-	-	-	-	-	-	-	-
EPB2G15-1	2-01-001-02	211.40	gals	1.85E+06	558,978	-	-	-	-	-	-	-	-
EPB2G16-1	2-01-001-02	211.40	gals	1.85E+06	558,978	-	-	-	-	-	-	-	-
EPB2G17-1	2-01-001-02	211.40	gals	1.85E+06	558,978	-	-	-	-	-	-	-	-
EPB2G18-1	2-01-001-02	211.40	gals	1.85E+06	558,978	-	-	-	-	-	-	-	-
EPB2G19-1	2-01-001-02	211.40	gals	1.85E+06	558,978	-	-	-	-	-	-	-	-
EPB2G20-1	2-01-001-02	211.40	gals	1.85E+06	558,978	-	-	-	-	-	-	-	-

SECTION 5 – MAXIMUM POTENTIAL TO EMIT (MPTE)

Table 5-D: New/Modified/Reconstructed Emission Units MPTE – PSD-Specific Pollutant Emissions

Please list maximum potential emissions of all pollutants for each emission unit in pounds per year.

Emission Unit #	SCC Code	Hourly Process Rate	Process Rate Units	Max Annual Throughput	PM	Fluorides	H_2SO_4	H_2S	TRS (inc. H_2S)	MWC Organics	MWC Metals	MWC Acid Gas	MSWL Emissions
EPB2G21-1	2-01-001-02	211.40	gals	1.85E+06	558,978	-	-	-	-	-	-	-	-
EPB2G22-1	2-01-001-02	211.40	gals	1.85E+06	558,978	-	-	-	-	-	-	-	-
EPB2G23-1	2-01-001-02	211.40	gals	1.85E+06	558,978	-	-	-	-	-	-	-	-
EPB2G24-1	2-01-001-02	211.40	gals	1.85E+06	558,978	-	-	-	-	-	-	-	-
EPB2G25-1	2-01-001-02	211.40	gals	1.85E+06	558,978	-	-	-	-	-	-	-	-
EPB2G26-1	2-01-001-02	211.40	gals	1.85E+06	558,978	-	-	-	-	-	-	-	-
EPB2G27-1	2-01-001-02	211.40	gals	1.85E+06	558,978	-	-	-	-	-	-	-	-
EPB2G28-1	2-01-001-02	211.40	gals	1.85E+06	558,978	-	-	-	-	-	-	-	-
EPB2G29-1	2-01-001-02	211.40	gals	1.85E+06	558,978	-	-	-	-	-	-	-	-
EPB2G30-1	2-01-001-02	211.40	gals	1.85E+06	558,978	-	-	-	-	-	-	-	-
EPB2G31-1	2-01-001-02	211.40	gals	1.85E+06	558,978	-	-	-	-	-	-	-	-
EPB2G32-1	2-01-001-02	211.40	gals	1.85E+06	558,978	-	-	-	-	-	-	-	-
EPB2G33-1	2-01-001-02	211.40	gals	1.85E+06	558,978	-	-	-	-	-	-	-	-
EPB2G34-1	2-01-001-02	211.40	gals	1.85E+06	558,978	-	-	-	-	-	-	-	-
EPB2CG1-1	2-01-001-02	121.80	gals	1.07E+06	72,832	-	-	-	-	-	-	-	-
EPB2CG2-1	2-01-001-02	121.80	gals	1.07E+06	72,832	-	-	-	-	-	-	-	-
EPB2CG3-1	2-01-001-02	121.80	gals	1.07E+06	72,832	-	-	-	-	-	-	-	-
EPB2CG4-1	2-01-001-02	121.80	gals	1.07E+06	72,832	-	-	-	-	-	-	-	-
EPB2CG5-1	2-01-001-02	121.80	gals	1.07E+06	72,832	-	-	-	-	-	-	-	-
EPB2CG6-1	2-01-001-02	121.80	gals	1.07E+06	72,832	-	-	-	-	-	-	-	-
EPB2CG7-1	2-01-001-02	121.80	gals	1.07E+06	72,832	-	-	-	-	-	-	-	-
EPB2LTG1-1	2-01-001-02	121.80	gals	1.07E+06	72,832	-	-	-	-	-	-	-	-
EPB2LTG2-1	2-01-001-02	121.80	gals	1.07E+06	72,832	-	-	-	-	-	-	-	-
EPB2LTG3-1	2-01-001-02	121.80	gals	1.07E+06	72,832	-	-	-	-	-	-	-	-
EPFP-1	2-01-001-02	26.30	gals	230,388	2,888	-	-	-	-	-	-	-	-
EPGH-1	2-01-001-02	37.60	gals	329,376	4,125	-	-	-	-	-	-	-	-
B1CT1-1	3-85-001-01	309,600	gals	2.71E+09	565.00	-	-	-	-	-	-	-	-
B1CT2-1	3-85-001-01	309,600	gals	2.71E+09	565.00	-	-	-	-	-	-	-	-
B1CT3-1	3-85-001-01	309,600	gals	2.71E+09	565.00	-	-	-	-	-	-	-	-
B1CT4-1	3-85-001-01	309,600	gals	2.71E+09	565.00	-	-	-	-	-	-	-	-
B1CT5-1	3-85-001-01	309,600	gals	2.71E+09	565.00	-	-	-	-	-	-	-	-
B1CT6-1	3-85-001-01	309,600	gals	2.71E+09	565.00	-	-	-	-	-	-	-	-

SECTION 5 – MAXIMUM POTENTIAL TO EMIT (MPTE)

Table 5-D: New/Modified/Reconstructed Emission Units MPTE – PSD-Specific Pollutant Emissions

Please list maximum potential emissions of all pollutants for each emission unit in pounds per year.

Emission Unit #	SCC Code	Hourly Process Rate	Process Rate Units	Max Annual Throughput	PM	Fluorides	H_2SO_4	H_2S	TRS (inc. H_2S)	MWC Organics	MWC Metals	MWC Acid Gas	MSWL Emissions
B1CT7-1	3-85-001-01	309,600	gals	2.71E+09	565.00	-	-	-	-	-	-	-	-
B2CT1-1	3-85-001-01	309,600	gals	2.71E+09	565.00	-	-	-	-	-	-	-	-
B2CT2-1	3-85-001-01	309,600	gals	2.71E+09	565.00	-	-	-	-	-	-	-	-
B2CT3-1	3-85-001-01	309,600	gals	2.71E+09	565.00	-	-	-	-	-	-	-	-
B2CT4-1	3-85-001-01	309,600	gals	2.71E+09	565.00	-	-	-	-	-	-	-	-
B2CT5-1	3-85-001-01	309,600	gals	2.71E+09	565.00	-	-	-	-	-	-	-	-
B2CT6-1	3-85-001-01	309,600	gals	2.71E+09	565.00	-	-	-	-	-	-	-	-
B2CT7-1	3-85-001-01	309,600	gals	2.71E+09	565.00	-	-	-	-	-	-	-	-

SECTION 5 – MAXIMUM POTENTIAL TO EMIT (MPTE)

Table 5-E: Maximum Potential to Emit and Construction Permit Thresholds

Criteria Air Pollutants	Emissions (tons per year)	Construction PermitThreshold (tons per year)	Meet or Exceed?	PSD Permit Threshold (tons per year)	Meet or Exceed?
PM_{10}	321.68	15.0	**Yes**	15.0	**Yes**
$PM_{2.5}$	320.57	10.0	**Yes**	10.0	**Yes**
NOx	20,546.26	40.0	**Yes**	40.0	**Yes**
SOx	23.36	40.0	No	40.0	No
VOC	538.24	40.0	**Yes**	40.0	**Yes**
CO	4,464.44	50.0	**Yes**	100.0	**Yes**
Lead	0.00	0.6	No	0.6	No

Hazardous Air Pollutants	Emissions (tons per year)	Const. Permit & Toxic BACT Threshold (tons per year)	Meet or Exceed?	Toxic MACT Threshold (tons per year)	Meet or Exceed?
Greatest Single HAP	8.43	2.5	**Yes**	10.0	No
Total Combined HAP	17.11	10.0	**Yes**	25.0	No

SECTION 5 – MAXIMUM POTENTIAL TO EMIT (MPTE)

Table 5-E: Maximum Potential to Emit and Construction Permit Thresholds

PSD-Only Pollutants	Emissions (tons per year)	Construction PermitThreshold (tons per year)	Meet or Exceed?	PSD Permit Threshold (tons per year)	Meet or Exceed?
PM	19,741.03			25.0	Yes
Fluorides	0.00			3.0	No
Sulfuric Acid Mist (H_2SO_4)	0.00			7.0	No
Hydrogen Sulfide (H_2S)	0.00			10.0	No
Total Reduced Sulfur Compounds (including H_2S)	0.00			10.0	No
GHGs	1,813,712.93				

PSD-Only Pollutants	Emissions (megagrams per year)	Construction PermitThreshold (tons per year)	Meet or Exceed?	PSD Permit Threshold (megagrams per year)	Meet or Exceed?
Municipal Waste Combustor Organics	0.00E+00			3.20E-06	No
Municipal Waste Combustor Metals	0.00			14.0	No
Municipal Waste Combustor Acid Gases	0.00			36.0	No
Municipal Solid Waste Landfill Emissions	0.00			45.0	No

SECTION 6: CONSTRUCTION PERMIT DETERMINATION

Part A: Current Source Classification

The potential to emit (PTE) exceeds both minor 'New Source Review' (NSR) and Prevention of Significant Deterioration (PSD) permit thresholds. Proceed with the following.

Is your source currently a 'major source' for the purpose of Prevention of Significant Deterioration (PSD) of Air Quality?	☐ **Yes**	☑ **No**
Is your source included in any of the source categories in Article 2, Section 2, paragraph (H)(1) of the LLCAPCPRS?	☐ **Yes**	☑ **No**

Part B: Construction Permit Determination

Your source will require a minor NSR construction permit for this modification, and if you don't already hold an operating permit, you may be required to obtain an operating permit unless you agree to limits.

Do you wish to take enforceable permit requirements to limit emissions to levels that are lower than PSD permit thresholds?	☑ **Yes**	☐ **No**

By accepting emission limits maintaining actual emissions below PSD thresholds, you will avoid applicability of PSD requirements for this modification.

Proceed to Part C below.

Part C: Toxic 'Best Available Control Technology' (T-BACT) Determination

The PTE for hazardous air pollutants is in excess of the thresholds set forth for air toxics 'Best Available Control Technology' (BACT) requirements, and you may be required to install additional controls unless you accept limits.

Do you wish to take enforceable permit requirements to limit emissions to levels that are lower than T-BACT thresholds?	☑ **Yes**	☐ **No**

By accepting emission limits maintaining actual emissions below toxics-BACT thresholds, you will avoid applicability of those requirements for this modification.

Proceed to Part E below.

Part D: Toxic 'Maximum Achievable Control Technology' (MACT) Determination

Not applicable.

	☐	☐

Part E: Source Elected Requirements for Actual Emission Reductions		
All sources that are required to hold a construction permit are required to pay an annual emission fee based on actual pollutant emissions. **You may agree to control requirements in order to reduce actual emissions of pollutants to the atmosphere, thereby reducing the annual emission fees. Check the following, as applicable.**		
Do you agree to accept control requirements to reduce actual pollutant emissions?	☑ **Yes**	☐ **No**
Complete Table 6-A by indicating which emission units will AND will not be equipped with emission controls.		
Also complete Table 6-B by indicating which emission units will AND will not be subject to emission limits, as indicated in Parts B, C, and D above (as applicable).		

SECTION 6 – CONSTRUCTION PERMIT DETERMINATION

Table 6-A: Source-Elected Throughput Limits and Emission Control Requirements

In the table below, indicate which emission units you will either accept throughput limits on, or to which you will agree to apply control equipment.

Emission Unit #	SCC Code	Agree to Throughput Limit?	Maximum Annual Throughput	Annual Throughput Limit	Throughput Units	Agree to Emission Controls?	Control Device ID	Control Type	If 'Other', Specify Type
EPB1G1-1	2-01-001-02	Yes	1.85E+06	21,821	gals/yr	No			
EPB1G2-1	2-01-001-02	Yes	1.85E+06	21,821	gals/yr	No			
EPB1G3-1	2-01-001-02	Yes	1.85E+06	21,821	gals/yr	No			
EPB1G4-1	2-01-001-02	Yes	1.85E+06	21,821	gals/yr	No			
EPB1G5-1	2-01-001-02	Yes	1.85E+06	21,821	gals/yr	No			
EPB1G6-1	2-01-001-02	Yes	1.85E+06	21,821	gals/yr	No			
EPB1G7-1	2-01-001-02	Yes	1.85E+06	21,821	gals/yr	No			
EPB1G8-1	2-01-001-02	Yes	1.85E+06	21,821	gals/yr	No			
EPB1G9-1	2-01-001-02	Yes	1.85E+06	21,821	gals/yr	No			
EPB1G10-1	2-01-001-02	Yes	1.85E+06	21,821	gals/yr	No			
EPB1G11-1	2-01-001-02	Yes	1.85E+06	21,821	gals/yr	No			
EPB1G12-1	2-01-001-02	Yes	1.85E+06	21,821	gals/yr	No			
EPB1G13-1	2-01-001-02	Yes	1.85E+06	21,821	gals/yr	No			
EPB1G14-1	2-01-001-02	Yes	1.85E+06	21,821	gals/yr	No			
EPB1G15-1	2-01-001-02	Yes	1.85E+06	21,821	gals/yr	No			
EPB1G16-1	2-01-001-02	Yes	1.85E+06	21,821	gals/yr	No			
EPB1G17-1	2-01-001-02	Yes	1.85E+06	21,821	gals/yr	No			
EPB1G18-1	2-01-001-02	Yes	1.85E+06	21,821	gals/yr	No			
EPB1G19-1	2-01-001-02	Yes	1.85E+06	21,821	gals/yr	No			
EPB1G20-1	2-01-001-02	Yes	1.85E+06	21,821	gals/yr	No			
EPB1G21-1	2-01-001-02	Yes	1.85E+06	21,821	gals/yr	No			
EPB1G22-1	2-01-001-02	Yes	1.85E+06	21,821	gals/yr	No			
EPB1G23-1	2-01-001-02	Yes	1.85E+06	21,821	gals/yr	No			
EPB1G24-1	2-01-001-02	Yes	1.85E+06	21,821	gals/yr	No			
EPB1G25-1	2-01-001-02	Yes	1.85E+06	21,821	gals/yr	No			
EPB1G26-1	2-01-001-02	Yes	1.85E+06	21,821	gals/yr	No			
EPB1G27-1	2-01-001-02	Yes	1.85E+06	21,821	gals/yr	No			
EPB1G28-1	2-01-001-02	Yes	1.85E+06	21,821	gals/yr	No			
EPB1G29-1	2-01-001-02	Yes	1.85E+06	21,821	gals/yr	No			
EPB1G30-1	2-01-001-02	Yes	1.85E+06	21,821	gals/yr	No			
EPB1G31-1	2-01-001-02	Yes	1.85E+06	21,821	gals/yr	No			
EPB1G32-1	2-01-001-02	Yes	1.85E+06	21,821	gals/yr	No			

SECTION 6 – CONSTRUCTION PERMIT DETERMINATION

Table 6-A: Source-Elected Throughput Limits and Emission Control Requirements

In the table below, indicate which emission units you will either accept throughput limits on, or to which you will agree to apply control equipment.

Emission Unit #	SCC Code	Agree to Throughput Limit?	Maximum Annual Throughput	Annual Throughput Limit	Throughput Units	Agree to Emission Controls?	Control Device ID	Control Type	If 'Other', Specify Type
EPB1G33-1	2-01-001-02	Yes	1.85E+06	21,821	gals/yr	No			
EPB1G34-1	2-01-001-02	Yes	1.85E+06	21,821	gals/yr	No			
EPB1CG1-1	2-01-001-02	Yes	1.07E+06	13,884	gals/yr	No			
EPB1CG2-1	2-01-001-02	Yes	1.07E+06	13,884	gals/yr	No			
EPB1CG3-1	2-01-001-02	Yes	1.07E+06	13,884	gals/yr	No			
EPB1CG4-1	2-01-001-02	Yes	1.07E+06	13,884	gals/yr	No			
EPB1CG5-1	2-01-001-02	Yes	1.07E+06	13,884	gals/yr	No			
EPB1CG6-1	2-01-001-02	Yes	1.07E+06	13,884	gals/yr	No			
EPB1CG7-1	2-01-001-02	Yes	1.07E+06	13,884	gals/yr	No			
EPB1LTG1-1	2-01-001-02	Yes	1.07E+06	13,884	gals/yr	No			
EPB1LTG2-1	2-01-001-02	Yes	1.07E+06	13,884	gals/yr	No			
EPB1LTG3-1	2-01-001-02	Yes	1.07E+06	13,884	gals/yr	No			
EPB2G1-1	2-01-001-02	Yes	1.85E+06	21,821	gals/yr	No			
EPB2G2-1	2-01-001-02	Yes	1.85E+06	21,821	gals/yr	No			
EPB2G3-1	2-01-001-02	Yes	1.85E+06	21,821	gals/yr	No			
EPB2G4-1	2-01-001-02	Yes	1.85E+06	21,821	gals/yr	No			
EPB2G5-1	2-01-001-02	Yes	1.85E+06	21,821	gals/yr	No			
EPB2G6-1	2-01-001-02	Yes	1.85E+06	21,821	gals/yr	No			
EPB2G7-1	2-01-001-02	Yes	1.85E+06	21,821	gals/yr	No			
EPB2G8-1	2-01-001-02	Yes	1.85E+06	21,821	gals/yr	No			
EPB2G9-1	2-01-001-02	Yes	1.85E+06	21,821	gals/yr	No			
EPB2G10-1	2-01-001-02	Yes	1.85E+06	21,821	gals/yr	No			
EPB2G11-1	2-01-001-02	Yes	1.85E+06	21,821	gals/yr	No			
EPB2G12-1	2-01-001-02	Yes	1.85E+06	21,821	gals/yr	No			
EPB2G13-1	2-01-001-02	Yes	1.85E+06	21,821	gals/yr	No			
EPB2G14-1	2-01-001-02	Yes	1.85E+06	21,821	gals/yr	No			
EPB2G15-1	2-01-001-02	Yes	1.85E+06	21,821	gals/yr	No			
EPB2G16-1	2-01-001-02	Yes	1.85E+06	21,821	gals/yr	No			
EPB2G17-1	2-01-001-02	Yes	1.85E+06	21,821	gals/yr	No			
EPB2G18-1	2-01-001-02	Yes	1.85E+06	21,821	gals/yr	No			
EPB2G19-1	2-01-001-02	Yes	1.85E+06	21,821	gals/yr	No			

SECTION 6 – CONSTRUCTION PERMIT DETERMINATION

Table 6-A: Source-Elected Throughput Limits and Emission Control Requirements

In the table below, indicate which emission units you will either accept throughput limits on, or to which you will agree to apply control equipment.

Emission Unit #	SCC Code	Agree to Throughput Limit?	Maximum Annual Throughput	Annual Throughput Limit	Throughput Units	Agree to Emission Controls?	Control Device ID	Control Type	If 'Other', Specify Type
EPB2G20-1	2-01-001-02	Yes	1.85E+06	21,821	gals/yr	No			
EPB2G21-1	2-01-001-02	Yes	1.85E+06	21,821	gals/yr	No			
EPB2G22-1	2-01-001-02	Yes	1.85E+06	21,821	gals/yr	No			
EPB2G23-1	2-01-001-02	Yes	1.85E+06	21,821	gals/yr	No			
EPB2G24-1	2-01-001-02	Yes	1.85E+06	21,821	gals/yr	No			
EPB2G25-1	2-01-001-02	Yes	1.85E+06	21,821	gals/yr	No			
EPB2G26-1	2-01-001-02	Yes	1.85E+06	21,821	gals/yr	No			
EPB2G27-1	2-01-001-02	Yes	1.85E+06	21,821	gals/yr	No			
EPB2G28-1	2-01-001-02	Yes	1.85E+06	21,821	gals/yr	No			
EPB2G29-1	2-01-001-02	Yes	1.85E+06	21,821	gals/yr	No			
EPB2G30-1	2-01-001-02	Yes	1.85E+06	21,821	gals/yr	No			
EPB2G31-1	2-01-001-02	Yes	1.85E+06	21,821	gals/yr	No			
EPB2G32-1	2-01-001-02	Yes	1.85E+06	21,821	gals/yr	No			
EPB2G33-1	2-01-001-02	Yes	1.85E+06	21,821	gals/yr	No			
EPB2G34-1	2-01-001-02	Yes	1.85E+06	21,821	gals/yr	No			
EPB2CG1-1	2-01-001-02	Yes	1.07E+06	13,884	gals/yr	No			
EPB2CG2-1	2-01-001-02	Yes	1.07E+06	13,884	gals/yr	No			
EPB2CG3-1	2-01-001-02	Yes	1.07E+06	13,884	gals/yr	No			
EPB2CG4-1	2-01-001-02	Yes	1.07E+06	13,884	gals/yr	No			
EPB2CG5-1	2-01-001-02	Yes	1.07E+06	13,884	gals/yr	No			
EPB2CG6-1	2-01-001-02	Yes	1.07E+06	13,884	gals/yr	No			
EPB2CG7-1	2-01-001-02	Yes	1.07E+06	13,884	gals/yr	No			
EPB2LTG1-1	2-01-001-02	Yes	1.07E+06	13,884	gals/yr	No			
EPB2LTG2-1	2-01-001-02	Yes	1.07E+06	13,884	gals/yr	No			
EPB2LTG3-1	2-01-001-02	Yes	1.07E+06	13,884	gals/yr	No			
EPFP-1	2-01-001-02	Yes	230,388	3,002	gals/yr	No			
EPGH-1	2-01-001-02	Yes	329,376	4,289	gals/yr	No			
B1CT1-1	3-85-001-01	No	2.71E+09		gals/yr	No			
B1CT2-1	3-85-001-01	No	2.71E+09		gals/yr	No			
B1CT3-1	3-85-001-01	No	2.71E+09		gals/yr	No			
B1CT4-1	3-85-001-01	No	2.71E+09		gals/yr	No			

SECTION 6 – CONSTRUCTION PERMIT DETERMINATION

Table 6-A: Source-Elected Throughput Limits and Emission Control Requirements

In the table below, indicate which emission units you will either accept throughput limits on, or to which you will agree to apply control equipment.

Emission Unit #	SCC Code	Agree to Throughput Limit?	Maximum Annual Throughput	Annual Throughput Limit	Throughput Units	Agree to Emission Controls?	Control Device ID	Control Type	If 'Other', Specify Type
B1CT5-1	3-85-001-01	No	2.71E+09		gals/yr	No			
B1CT6-1	3-85-001-01	No	2.71E+09		gals/yr	No			
B1CT7-1	3-85-001-01	No	2.71E+09		gals/yr	No			
B2CT1-1	3-85-001-01	No	2.71E+09		gals/yr	No			
B2CT2-1	3-85-001-01	No	2.71E+09		gals/yr	No			
B2CT3-1	3-85-001-01	No	2.71E+09		gals/yr	No			
B2CT4-1	3-85-001-01	No	2.71E+09		gals/yr	No			
B2CT5-1	3-85-001-01	No	2.71E+09		gals/yr	No			
B2CT6-1	3-85-001-01	No	2.71E+09		gals/yr	No			
B2CT7-1	3-85-001-01	No	2.71E+09		gals/yr	No			

SECTION 6 – MAXIMUM POTENTIAL TO EMIT (MPTE)

		PM_{10}	$PM_{2.5}$	NOx	SOx	VOC	CO	GHGs (CO_2e)	LEAD	Individual HAP	Total HAP
Do you wish to accept <u>facility-wide</u> emission limits as part of this construction permit? If "Yes", enter the limit(s) in units of pounds. For pollutants with no limit, enter zero (0).	☑ Yes ☐ No	-	-	498,000	-	-	-	-	-	-	-

		PM_{10}	$PM_{2.5}$	NOx	SOx	VOC	CO	GHGs (CO_2e)	LEAD	Individual HAP	Total HAP
Do you wish to accept emission limits <u>that will apply to all of the emission units listed in Table 3-A</u> as part of this construction permit? If "Yes", enter the limit(s) in units of <u>pounds</u>. For pollutants with no limit, enter zero (0).	☑ Yes ☐ No	-	-	498,000	-	-	-	-	-	-	-

Air Quality Construction Permit Application Form
Lincoln-Lancaster County Health Department

SECTION 6 – MAXIMUM POTENTIAL TO EMIT (MPTE)

Table 6-B: Source-Elected Emission Limits

If you would like to accept unit-specific emission limits as part of your construction permit, check the box for "Yes" for every unit you wish to apply unit-specific limits, and enter the limit you agree to accept in units of <u>pounds</u>. For pollutants with no limit, enter zero (0).

Emission Unit #	SCC Code	Agreed to throughput limits or controls?	Agree to emission limit?	PM_{10}	$PM_{2.5}$	NOx	SOx	VOC	CO	GHGs (CO_2e)	LEAD	Individual HAP	Total HAP
EPB1G1-1	2-01-001-02	Yes	Yes	96.86	96.86	6,029	5.54	150.17	1,367	534,501	-	2.48	5.03
EPB1G2-1	2-01-001-02	Yes	Yes	96.86	96.86	6,029	5.54	150.17	1,367	534,501	-	2.48	5.03
EPB1G3-1	2-01-001-02	Yes	Yes	96.86	96.86	6,029	5.54	150.17	1,367	534,501	-	2.48	5.03
EPB1G4-1	2-01-001-02	Yes	Yes	96.86	96.86	6,029	5.54	150.17	1,367	534,501	-	2.48	5.03
EPB1G5-1	2-01-001-02	Yes	Yes	96.86	96.86	6,029	5.54	150.17	1,367	534,501	-	2.48	5.03
EPB1G6-1	2-01-001-02	Yes	Yes	96.86	96.86	6,029	5.54	150.17	1,367	534,501	-	2.48	5.03
EPB1G7-1	2-01-001-02	Yes	Yes	96.86	96.86	6,029	5.54	150.17	1,367	534,501	-	2.48	5.03
EPB1G8-1	2-01-001-02	Yes	Yes	96.86	96.86	6,029	5.54	150.17	1,367	534,501	-	2.48	5.03
EPB1G9-1	2-01-001-02	Yes	Yes	96.86	96.86	6,029	5.54	150.17	1,367	534,501	-	2.48	5.03
EPB1G10-1	2-01-001-02	Yes	Yes	96.86	96.86	6,029	5.54	150.17	1,367	534,501	-	2.48	5.03
EPB1G11-1	2-01-001-02	Yes	Yes	96.86	96.86	6,029	5.54	150.17	1,367	534,501	-	2.48	5.03
EPB1G12-1	2-01-001-02	Yes	Yes	96.86	96.86	6,029	5.54	150.17	1,367	534,501	-	2.48	5.03
EPB1G13-1	2-01-001-02	Yes	Yes	96.86	96.86	6,029	5.54	150.17	1,367	534,501	-	2.48	5.03
EPB1G14-1	2-01-001-02	Yes	Yes	96.86	96.86	6,029	5.54	150.17	1,367	534,501	-	2.48	5.03
EPB1G15-1	2-01-001-02	Yes	Yes	96.86	96.86	6,029	5.54	150.17	1,367	534,501	-	2.48	5.03
EPB1G16-1	2-01-001-02	Yes	Yes	96.86	96.86	6,029	5.54	150.17	1,367	534,501	-	2.48	5.03

SECTION 6 – MAXIMUM POTENTIAL TO EMIT (MPTE)

Table 6-B: Source-Elected Emission Limits

If you would like to accept unit-specific emission limits as part of your construction permit, check the box for "Yes" for every unit you wish to apply unit-specific limits, and enter the limit you agree to accept in units of pounds. For pollutants with no limit, enter zero (0).

Emission Unit #	SCC Code	Agreed to throughput limits or controls?	Agree to emission limit?	PM_{10}	$PM_{2.5}$	NOx	SOx	VOC	CO	GHGs (CO_2e)	LEAD	Individual HAP	Total HAP
EPB1G17-1	2-01-001-02	Yes	Yes	96.86	96.86	6,029	5.54	150.17	1,367	534,501	-	2.48	5.03
EPB1G18-1	2-01-001-02	Yes	Yes	96.86	96.86	6,029	5.54	150.17	1,367	534,501	-	2.48	5.03
EPB1G19-1	2-01-001-02	Yes	Yes	96.86	96.86	6,029	5.54	150.17	1,367	534,501	-	2.48	5.03
EPB1G20-1	2-01-001-02	Yes	Yes	96.86	96.86	6,029	5.54	150.17	1,367	534,501	-	2.48	5.03
EPB1G21-1	2-01-001-02	Yes	Yes	96.86	96.86	6,029	5.54	150.17	1,367	534,501	-	2.48	5.03
EPB1G22-1	2-01-001-02	Yes	Yes	96.86	96.86	6,029	5.54	150.17	1,367	534,501	-	2.48	5.03
EPB1G23-1	2-01-001-02	Yes	Yes	96.86	96.86	6,029	5.54	150.17	1,367	534,501	-	2.48	5.03
EPB1G24-1	2-01-001-02	Yes	Yes	96.86	96.86	6,029	5.54	150.17	1,367	534,501	-	2.48	5.03
EPB1G25-1	2-01-001-02	Yes	Yes	96.86	96.86	6,029	5.54	150.17	1,367	534,501	-	2.48	5.03
EPB1G26-1	2-01-001-02	Yes	Yes	96.86	96.86	6,029	5.54	150.17	1,367	534,501	-	2.48	5.03
EPB1G27-1	2-01-001-02	Yes	Yes	96.86	96.86	6,029	5.54	150.17	1,367	534,501	-	2.48	5.03
EPB1G28-1	2-01-001-02	Yes	Yes	96.86	96.86	6,029	5.54	150.17	1,367	534,501	-	2.48	5.03
EPB1G29-1	2-01-001-02	Yes	Yes	96.86	96.86	6,029	5.54	150.17	1,367	534,501	-	2.48	5.03
EPB1G30-1	2-01-001-02	Yes	Yes	96.86	96.86	6,029	5.54	150.17	1,367	534,501	-	2.48	5.03
EPB1G31-1	2-01-001-02	Yes	Yes	96.86	96.86	6,029	5.54	150.17	1,367	534,501	-	2.48	5.03
EPB1G32-1	2-01-001-02	Yes	Yes	96.86	96.86	6,029	5.54	150.17	1,367	534,501	-	2.48	5.03
EPB1G33-1	2-01-001-02	Yes	Yes	96.86	96.86	6,029	5.54	150.17	1,367	534,501	-	2.48	5.03
EPB1G34-1	2-01-001-02	Yes	Yes	96.86	96.86	6,029	5.54	150.17	1,367	534,501	-	2.48	5.03
EPB1CG1-1	2-01-001-02	Yes	Yes	46.74	46.74	4,000	3.57	101.45	605.30	344,852	-	1.60	3.25
EPB1CG2-1	2-01-001-02	Yes	Yes	46.74	46.74	4,000	3.57	101.45	605.30	344,852	-	1.60	3.25
EPB1CG3-1	2-01-001-02	Yes	Yes	46.74	46.74	4,000	3.57	101.45	605.30	344,852	-	1.60	3.25
EPB1CG4-1	2-01-001-02	Yes	Yes	46.74	46.74	4,000	3.57	101.45	605.30	344,852	-	1.60	3.25
EPB1CG5-1	2-01-001-02	Yes	Yes	46.74	46.74	4,000	3.57	101.45	605.30	344,852	-	1.60	3.25
EPB1CG6-1	2-01-001-02	Yes	Yes	46.74	46.74	4,000	3.57	101.45	605.30	344,852	-	1.60	3.25
EPB1CG7-1	2-01-001-02	Yes	Yes	46.74	46.74	4,000	3.57	101.45	605.30	344,852	-	1.60	3.25
EPB1LTG1-1	2-01-001-02	Yes	Yes	46.74	46.74	4,000	3.57	101.45	605.30	344,852	-	1.60	3.25
EPB1LTG2-1	2-01-001-02	Yes	Yes	46.74	46.74	4,000	3.57	101.45	605.30	344,852	-	1.60	3.25
EPB1LTG3-1	2-01-001-02	Yes	Yes	46.74	46.74	4,000	3.57	101.45	605.30	344,852	-	1.60	3.25
EPB2G1-1	2-01-001-02	Yes	Yes	96.86	96.86	6,029	5.54	150.17	1,367	534,501	-	2.48	5.03
EPB2G2-1	2-01-001-02	Yes	Yes	96.86	96.86	6,029	5.54	150.17	1,367	534,501	-	2.48	5.03
EPB2G3-1	2-01-001-02	Yes	Yes	96.86	96.86	6,029	5.54	150.17	1,367	534,501	-	2.48	5.03

SECTION 6 – MAXIMUM POTENTIAL TO EMIT (MPTE)

Table 6-B: Source-Elected Emission Limits

If you would like to accept unit-specific emission limits as part of your construction permit, check the box for "Yes" for every unit you wish to apply unit-specific limits, and enter the limit you agree to accept in units of pounds. For pollutants with no limit, enter zero (0).

Emission Unit #	SCC Code	Agreed to throughput limits or controls?	Agree to emission limit?	PM_{10}	$PM_{2.5}$	NOx	SOx	VOC	CO	GHGs (CO_2e)	LEAD	Individual HAP	Total HAP
EPB2G4-1	2-01-001-02	Yes	Yes	96.86	96.86	6,029	5.54	150.17	1,367	534,501	-	2.48	5.03
EPB2G5-1	2-01-001-02	Yes	Yes	96.86	96.86	6,029	5.54	150.17	1,367	534,501	-	2.48	5.03
EPB2G6-1	2-01-001-02	Yes	Yes	96.86	96.86	6,029	5.54	150.17	1,367	534,501	-	2.48	5.03
EPB2G7-1	2-01-001-02	Yes	Yes	96.86	96.86	6,029	5.54	150.17	1,367	534,501	-	2.48	5.03
EPB2G8-1	2-01-001-02	Yes	Yes	96.86	96.86	6,029	5.54	150.17	1,367	534,501	-	2.48	5.03
EPB2G9-1	2-01-001-02	Yes	Yes	96.86	96.86	6,029	5.54	150.17	1,367	534,501	-	2.48	5.03
EPB2G10-1	2-01-001-02	Yes	Yes	96.86	96.86	6,029	5.54	150.17	1,367	534,501	-	2.48	5.03
EPB2G11-1	2-01-001-02	Yes	Yes	96.86	96.86	6,029	5.54	150.17	1,367	534,501	-	2.48	5.03
EPB2G12-1	2-01-001-02	Yes	Yes	96.86	96.86	6,029	5.54	150.17	1,367	534,501	-	2.48	5.03
EPB2G13-1	2-01-001-02	Yes	Yes	96.86	96.86	6,029	5.54	150.17	1,367	534,501	-	2.48	5.03
EPB2G14-1	2-01-001-02	Yes	Yes	96.86	96.86	6,029	5.54	150.17	1,367	534,501	-	2.48	5.03
EPB2G15-1	2-01-001-02	Yes	Yes	96.86	96.86	6,029	5.54	150.17	1,367	534,501	-	2.48	5.03
EPB2G16-1	2-01-001-02	Yes	Yes	96.86	96.86	6,029	5.54	150.17	1,367	534,501	-	2.48	5.03
EPB2G17-1	2-01-001-02	Yes	Yes	96.86	96.86	6,029	5.54	150.17	1,367	534,501	-	2.48	5.03
EPB2G18-1	2-01-001-02	Yes	Yes	96.86	96.86	6,029	5.54	150.17	1,367	534,501	-	2.48	5.03
EPB2G19-1	2-01-001-02	Yes	Yes	96.86	96.86	6,029	5.54	150.17	1,367	534,501	-	2.48	5.03
EPB2G20-1	2-01-001-02	Yes	Yes	96.86	96.86	6,029	5.54	150.17	1,367	534,501	-	2.48	5.03
EPB2G21-1	2-01-001-02	Yes	Yes	96.86	96.86	6,029	5.54	150.17	1,367	534,501	-	2.48	5.03
EPB2G22-1	2-01-001-02	Yes	Yes	96.86	96.86	6,029	5.54	150.17	1,367	534,501	-	2.48	5.03
EPB2G23-1	2-01-001-02	Yes	Yes	96.86	96.86	6,029	5.54	150.17	1,367	534,501	-	2.48	5.03
EPB2G24-1	2-01-001-02	Yes	Yes	96.86	96.86	6,029	5.54	150.17	1,367	534,501	-	2.48	5.03
EPB2G25-1	2-01-001-02	Yes	Yes	96.86	96.86	6,029	5.54	150.17	1,367	534,501	-	2.48	5.03
EPB2G26-1	2-01-001-02	Yes	Yes	96.86	96.86	6,029	5.54	150.17	1,367	534,501	-	2.48	5.03
EPB2G27-1	2-01-001-02	Yes	Yes	96.86	96.86	6,029	5.54	150.17	1,367	534,501	-	2.48	5.03
EPB2G28-1	2-01-001-02	Yes	Yes	96.86	96.86	6,029	5.54	150.17	1,367	534,501	-	2.48	5.03
EPB2G29-1	2-01-001-02	Yes	Yes	96.86	96.86	6,029	5.54	150.17	1,367	534,501	-	2.48	5.03
EPB2G30-1	2-01-001-02	Yes	Yes	96.86	96.86	6,029	5.54	150.17	1,367	534,501	-	2.48	5.03
EPB2G31-1	2-01-001-02	Yes	Yes	96.86	96.86	6,029	5.54	150.17	1,367	534,501	-	2.48	5.03
EPB2G32-1	2-01-001-02	Yes	Yes	96.86	96.86	6,029	5.54	150.17	1,367	534,501	-	2.48	5.03
EPB2G33-1	2-01-001-02	Yes	Yes	96.86	96.86	6,029	5.54	150.17	1,367	534,501	-	2.48	5.03
EPB2G34-1	2-01-001-02	Yes	Yes	96.86	96.86	6,029	5.54	150.17	1,367	534,501	-	2.48	5.03

SECTION 6 – MAXIMUM POTENTIAL TO EMIT (MPTE)

Table 6-B: Source-Elected Emission Limits

If you would like to accept unit-specific emission limits as part of your construction permit, check the box for "Yes" for every unit you wish to apply unit-specific limits, and enter the limit you agree to accept in units of pounds. For pollutants with no limit, enter zero (0).

Emission Unit #	SCC Code	Agreed to throughput limits or controls?	Agree to emission limit?	PM_{10}	$PM_{2.5}$	NOx	SOx	VOC	CO	GHGs (CO_2e)	LEAD	Individual HAP	Total HAP
EPB2CG1-1	2-01-001-02	Yes	Yes	46.74	46.74	4,000	3.57	101.45	605.30	344,852	-	1.60	3.25
EPB2CG2-1	2-01-001-02	Yes	Yes	46.74	46.74	4,000	3.57	101.45	605.30	344,852	-	1.60	3.25
EPB2CG3-1	2-01-001-02	Yes	Yes	46.74	46.74	4,000	3.57	101.45	605.30	344,852	-	1.60	3.25
EPB2CG4-1	2-01-001-02	Yes	Yes	46.74	46.74	4,000	3.57	101.45	605.30	344,852	-	1.60	3.25
EPB2CG5-1	2-01-001-02	Yes	Yes	46.74	46.74	4,000	3.57	101.45	605.30	344,852	-	1.60	3.25
EPB2CG6-1	2-01-001-02	Yes	Yes	46.74	46.74	4,000	3.57	101.45	605.30	344,852	-	1.60	3.25
EPB2CG7-1	2-01-001-02	Yes	Yes	46.74	46.74	4,000	3.57	101.45	605.30	344,852	-	1.60	3.25
EPB2LTG1-1	2-01-001-02	Yes	Yes	46.74	46.74	4,000	3.57	101.45	605.30	344,852	-	1.60	3.25
EPB2LTG2-1	2-01-001-02	Yes	Yes	46.74	46.74	4,000	3.57	101.45	605.30	344,852	-	1.60	3.25
EPB2LTG3-1	2-01-001-02	Yes	Yes	46.74	46.74	4,000	3.57	101.45	605.30	344,852	-	1.60	3.25
EPFP-1	2-01-001-02	Yes	Yes	187.70	187.70	4,000	3.56	692.56	3,003	343,716	-	1.59	3.32
EPGH-1	2-01-001-02	Yes	Yes	187.70	187.70	4,000	3.56	692.56	3,003	343,716	-	1.59	3.23
B1CT1-1	3-85-001-01	No	No										
B1CT2-1	3-85-001-01	No	No										
B1CT3-1	3-85-001-01	No	No										
B1CT4-1	3-85-001-01	No	No										
B1CT5-1	3-85-001-01	No	No										
B1CT6-1	3-85-001-01	No	No										
B1CT7-1	3-85-001-01	No	No										
B2CT1-1	3-85-001-01	No	No										
B2CT2-1	3-85-001-01	No	No										
B2CT3-1	3-85-001-01	No	No										
B2CT4-1	3-85-001-01	No	No										
B2CT5-1	3-85-001-01	No	No										
B2CT6-1	3-85-001-01	No	No										
B2CT7-1	3-85-001-01	No	No										

SECTION 6 – MAXIMUM POTENTIAL TO EMIT (MPTE)

Do you wish to accept emission limits that will apply to all of the emission units listed in Table 3-A as part of this construction permit? If "Yes", enter the limit(s) in units of pounds. For pollutants with no limit, enter zero (0).	☐ Yes ☑ No	PM	Fluorides	H_2SO_4	H_2S	TRS (inc. H_2S)	MWC Organics	MWC Metals	MWC Acid Gas	MSWL Emissions

Air Quality Construction Permit Application Form
Lincoln-Lancaster County Health Department

SECTION 6 – MAXIMUM POTENTIAL TO EMIT (MPTE)

Table 6-C: Source-Elected Emission Limits for PSD Pollutants

If you would like to accept unit-specific emission limits as part of your construction permit, check the box for "Yes" for every unit you wish to apply unit-specific limits, and enter the limit you agree to accept in units of pounds. For pollutants with no limit, enter zero (0).

Emission Unit #	SCC Code	Agreed to throughput limits or controls?	Agree to emission limit?	PM	Fluorides	H_2SO_4	H_2S	TRS (inc. H_2S)	MWC Organics	MWC Metals	MWC Acid Gas	MSWL Emissions
EPB1G1-1	2-01-001-02	Yes	Yes	97.00	-	-	-	-	-	-	-	-
EPB1G2-1	2-01-001-02	Yes	Yes	97.00	-	-	-	-	-	-	-	-
EPB1G3-1	2-01-001-02	Yes	Yes	97.00	-	-	-	-	-	-	-	-
EPB1G4-1	2-01-001-02	Yes	Yes	97.00	-	-	-	-	-	-	-	-
EPB1G5-1	2-01-001-02	Yes	Yes	97.00	-	-	-	-	-	-	-	-
EPB1G6-1	2-01-001-02	Yes	Yes	97.00	-	-	-	-	-	-	-	-
EPB1G7-1	2-01-001-02	Yes	Yes	97.00	-	-	-	-	-	-	-	-
EPB1G8-1	2-01-001-02	Yes	Yes	97.00	-	-	-	-	-	-	-	-
EPB1G9-1	2-01-001-02	Yes	Yes	97.00	-	-	-	-	-	-	-	-
EPB1G10-1	2-01-001-02	Yes	Yes	97.00	-	-	-	-	-	-	-	-
EPB1G11-1	2-01-001-02	Yes	Yes	97.00	-	-	-	-	-	-	-	-
EPB1G12-1	2-01-001-02	Yes	Yes	97.00	-	-	-	-	-	-	-	-
EPB1G13-1	2-01-001-02	Yes	Yes	97.00	-	-	-	-	-	-	-	-
EPB1G14-1	2-01-001-02	Yes	Yes	97.00	-	-	-	-	-	-	-	-
EPB1G15-1	2-01-001-02	Yes	Yes	97.00	-	-	-	-	-	-	-	-
EPB1G16-1	2-01-001-02	Yes	Yes	97.00	-	-	-	-	-	-	-	-
EPB1G17-1	2-01-001-02	Yes	Yes	97.00	-	-	-	-	-	-	-	-
EPB1G18-1	2-01-001-02	Yes	Yes	97.00	-	-	-	-	-	-	-	-
EPB1G19-1	2-01-001-02	Yes	Yes	97.00	-	-	-	-	-	-	-	-
EPB1G20-1	2-01-001-02	Yes	Yes	97.00	-	-	-	-	-	-	-	-

SECTION 6 – MAXIMUM POTENTIAL TO EMIT (MPTE)

Table 6-C: Source-Elected Emission Limits for PSD Pollutants

If you would like to accept unit-specific emission limits as part of your construction permit, check the box for "Yes" for every unit you wish to apply unit-specific limits, and enter the limit you agree to accept in units of pounds. For pollutants with no limit, enter zero (0).

Emission Unit #	SCC Code	Agreed to throughput limits or controls?	Agree to emission limit?	PM	Fluorides	H_2SO_4	H_2S	TRS (inc. H_2S)	MWC Organics	MWC Metals	MWC Acid Gas	MSWL Emissions
EPB1G21-1	2-01-001-02	Yes	Yes	97.00	-	-	-	-	-	-	-	-
EPB1G22-1	2-01-001-02	Yes	Yes	97.00	-	-	-	-	-	-	-	-
EPB1G23-1	2-01-001-02	Yes	Yes	97.00	-	-	-	-	-	-	-	-
EPB1G24-1	2-01-001-02	Yes	Yes	97.00	-	-	-	-	-	-	-	-
EPB1G25-1	2-01-001-02	Yes	Yes	97.00	-	-	-	-	-	-	-	-
EPB1G26-1	2-01-001-02	Yes	Yes	97.00	-	-	-	-	-	-	-	-
EPB1G27-1	2-01-001-02	Yes	Yes	97.00	-	-	-	-	-	-	-	-
EPB1G28-1	2-01-001-02	Yes	Yes	97.00	-	-	-	-	-	-	-	-
EPB1G29-1	2-01-001-02	Yes	Yes	97.00	-	-	-	-	-	-	-	-
EPB1G30-1	2-01-001-02	Yes	Yes	97.00	-	-	-	-	-	-	-	-
EPB1G31-1	2-01-001-02	Yes	Yes	97.00	-	-	-	-	-	-	-	-
EPB1G32-1	2-01-001-02	Yes	Yes	97.00	-	-	-	-	-	-	-	-
EPB1G33-1	2-01-001-02	Yes	Yes	97.00	-	-	-	-	-	-	-	-
EPB1G34-1	2-01-001-02	Yes	Yes	97.00	-	-	-	-	-	-	-	-
EPB1CG1-1	2-01-001-02	Yes	Yes	47.00	-	-	-	-	-	-	-	-
EPB1CG2-1	2-01-001-02	Yes	Yes	47.00	-	-	-	-	-	-	-	-
EPB1CG3-1	2-01-001-02	Yes	Yes	47.00	-	-	-	-	-	-	-	-
EPB1CG4-1	2-01-001-02	Yes	Yes	47.00	-	-	-	-	-	-	-	-
EPB1CG5-1	2-01-001-02	Yes	Yes	47.00	-	-	-	-	-	-	-	-
EPB1CG6-1	2-01-001-02	Yes	Yes	47.00	-	-	-	-	-	-	-	-
EPB1CG7-1	2-01-001-02	Yes	Yes	47.00	-	-	-	-	-	-	-	-
EPB1LTG1-1	2-01-001-02	Yes	Yes	47.00	-	-	-	-	-	-	-	-
EPB1LTG2-1	2-01-001-02	Yes	Yes	47.00	-	-	-	-	-	-	-	-
EPB1LTG3-1	2-01-001-02	Yes	Yes	47.00	-	-	-	-	-	-	-	-
EPB2G1-1	2-01-001-02	Yes	Yes	97.00	-	-	-	-	-	-	-	-
EPB2G2-1	2-01-001-02	Yes	Yes	97.00	-	-	-	-	-	-	-	-
EPB2G3-1	2-01-001-02	Yes	Yes	97.00	-	-	-	-	-	-	-	-
EPB2G4-1	2-01-001-02	Yes	Yes	97.00	-	-	-	-	-	-	-	-
EPB2G5-1	2-01-001-02	Yes	Yes	97.00	-	-	-	-	-	-	-	-
EPB2G6-1	2-01-001-02	Yes	Yes	97.00	-	-	-	-	-	-	-	-

SECTION 6 – MAXIMUM POTENTIAL TO EMIT (MPTE)

Table 6-C: Source-Elected Emission Limits for PSD Pollutants

If you would like to accept unit-specific emission limits as part of your construction permit, check the box for "Yes" for every unit you wish to apply unit-specific limits, and enter the limit you agree to accept in units of pounds. For pollutants with no limit, enter zero (0).

Emission Unit #	SCC Code	Agreed to throughput limits or controls?	Agree to emission limit?	PM	Fluorides	H_2SO_4	H_2S	TRS (inc. H_2S)	MWC Organics	MWC Metals	MWC Acid Gas	MSWL Emissions
EPB2G7-1	2-01-001-02	Yes	Yes	97.00	-	-	-	-	-	-	-	-
EPB2G8-1	2-01-001-02	Yes	Yes	97.00	-	-	-	-	-	-	-	-
EPB2G9-1	2-01-001-02	Yes	Yes	97.00	-	-	-	-	-	-	-	-
EPB2G10-1	2-01-001-02	Yes	Yes	97.00	-	-	-	-	-	-	-	-
EPB2G11-1	2-01-001-02	Yes	Yes	97.00	-	-	-	-	-	-	-	-
EPB2G12-1	2-01-001-02	Yes	Yes	97.00	-	-	-	-	-	-	-	-
EPB2G13-1	2-01-001-02	Yes	Yes	97.00	-	-	-	-	-	-	-	-
EPB2G14-1	2-01-001-02	Yes	Yes	97.00	-	-	-	-	-	-	-	-
EPB2G15-1	2-01-001-02	Yes	Yes	97.00	-	-	-	-	-	-	-	-
EPB2G16-1	2-01-001-02	Yes	Yes	97.00	-	-	-	-	-	-	-	-
EPB2G17-1	2-01-001-02	Yes	Yes	97.00	-	-	-	-	-	-	-	-
EPB2G18-1	2-01-001-02	Yes	Yes	97.00	-	-	-	-	-	-	-	-
EPB2G19-1	2-01-001-02	Yes	Yes	97.00	-	-	-	-	-	-	-	-
EPB2G20-1	2-01-001-02	Yes	Yes	97.00	-	-	-	-	-	-	-	-
EPB2G21-1	2-01-001-02	Yes	Yes	97.00	-	-	-	-	-	-	-	-
EPB2G22-1	2-01-001-02	Yes	Yes	97.00	-	-	-	-	-	-	-	-
EPB2G23-1	2-01-001-02	Yes	Yes	97.00	-	-	-	-	-	-	-	-
EPB2G24-1	2-01-001-02	Yes	Yes	97.00	-	-	-	-	-	-	-	-
EPB2G25-1	2-01-001-02	Yes	Yes	97.00	-	-	-	-	-	-	-	-
EPB2G26-1	2-01-001-02	Yes	Yes	97.00	-	-	-	-	-	-	-	-
EPB2G27-1	2-01-001-02	Yes	Yes	97.00	-	-	-	-	-	-	-	-
EPB2G28-1	2-01-001-02	Yes	Yes	97.00	-	-	-	-	-	-	-	-
EPB2G29-1	2-01-001-02	Yes	Yes	97.00	-	-	-	-	-	-	-	-
EPB2G30-1	2-01-001-02	Yes	Yes	97.00	-	-	-	-	-	-	-	-
EPB2G31-1	2-01-001-02	Yes	Yes	97.00	-	-	-	-	-	-	-	-
EPB2G32-1	2-01-001-02	Yes	Yes	97.00	-	-	-	-	-	-	-	-
EPB2G33-1	2-01-001-02	Yes	Yes	97.00	-	-	-	-	-	-	-	-
EPB2G34-1	2-01-001-02	Yes	Yes	97.00	-	-	-	-	-	-	-	-
EPB2CG1-1	2-01-001-02	Yes	Yes	47.00	-	-	-	-	-	-	-	-
EPB2CG2-1	2-01-001-02	Yes	Yes	47.00	-	-	-	-	-	-	-	-

SECTION 6 – MAXIMUM POTENTIAL TO EMIT (MPTE)

Table 6-C: Source-Elected Emission Limits for PSD Pollutants

If you would like to accept unit-specific emission limits as part of your construction permit, check the box for "Yes" for every unit you wish to apply unit-specific limits, and enter the limit you agree to accept in units of pounds. For pollutants with no limit, enter zero (0).

Emission Unit #	SCC Code	Agreed to throughput limits or controls?	Agree to emission limit?	PM	Fluorides	H_2SO_4	H_2S	TRS (inc. H_2S)	MWC Organics	MWC Metals	MWC Acid Gas	MSWL Emissions
EPB2CG3-1	2-01-001-02	Yes	Yes	47.00	-	-	-	-	-	-	-	-
EPB2CG4-1	2-01-001-02	Yes	Yes	47.00	-	-	-	-	-	-	-	-
EPB2CG5-1	2-01-001-02	Yes	Yes	47.00	-	-	-	-	-	-	-	-
EPB2CG6-1	2-01-001-02	Yes	Yes	47.00	-	-	-	-	-	-	-	-
EPB2CG7-1	2-01-001-02	Yes	Yes	47.00	-	-	-	-	-	-	-	-
EPB2LTG1-1	2-01-001-02	Yes	Yes	47.00	-	-	-	-	-	-	-	-
EPB2LTG2-1	2-01-001-02	Yes	Yes	47.00	-	-	-	-	-	-	-	-
EPB2LTG3-1	2-01-001-02	Yes	Yes	47.00	-	-	-	-	-	-	-	-
EPFP-1	2-01-001-02	Yes	Yes	188.00	-	-	-	-	-	-	-	-
EPGH-1	2-01-001-02	Yes	Yes	188.00	-	-	-	-	-	-	-	-
B1CT1-1	3-85-001-01	No	No									
B1CT2-1	3-85-001-01	No	No									
B1CT3-1	3-85-001-01	No	No									
B1CT4-1	3-85-001-01	No	No									
B1CT5-1	3-85-001-01	No	No									
B1CT6-1	3-85-001-01	No	No									
B1CT7-1	3-85-001-01	No	No									
B2CT1-1	3-85-001-01	No	No									
B2CT2-1	3-85-001-01	No	No									
B2CT3-1	3-85-001-01	No	No									
B2CT4-1	3-85-001-01	No	No									
B2CT5-1	3-85-001-01	No	No									
B2CT6-1	3-85-001-01	No	No									
B2CT7-1	3-85-001-01	No	No									

SECTION 7 – ACTUAL POTENTIAL TO EMIT (APTE)

Table 7-A: Facility-Wide APTE – Regulated Air Pollutant Emissions

Shown below is your source's potential emissions after applying any operational limits or control equipment you elected in Section 6. Emissions are in units of pounds.

Emission Unit #	SCC Code	Annual Throughput	Throughput Units	PM_{10}	$PM_{2.5}$	NOx	SOx	VOC	CO	GHGs (CO_2e)	LEAD	Total HAP
EPB1G1-1	2-01-001-02	21,821	gals/yr	96.86	96.86	6,029	5.54	150.17	1,367	534,501	-	5.03
EPB1G2-1	2-01-001-02	21,821	gals/yr	96.86	96.86	6,029	5.54	150.17	1,367	534,501	-	5.03
EPB1G3-1	2-01-001-02	21,821	gals/yr	96.86	96.86	6,029	5.54	150.17	1,367	534,501	-	5.03
EPB1G4-1	2-01-001-02	21,821	gals/yr	96.86	96.86	6,029	5.54	150.17	1,367	534,501	-	5.03
EPB1G5-1	2-01-001-02	21,821	gals/yr	96.86	96.86	6,029	5.54	150.17	1,367	534,501	-	5.03
EPB1G6-1	2-01-001-02	21,821	gals/yr	96.86	96.86	6,029	5.54	150.17	1,367	534,501	-	5.03
EPB1G7-1	2-01-001-02	21,821	gals/yr	96.86	96.86	6,029	5.54	150.17	1,367	534,501	-	5.03
EPB1G8-1	2-01-001-02	21,821	gals/yr	96.86	96.86	6,029	5.54	150.17	1,367	534,501	-	5.03
EPB1G9-1	2-01-001-02	21,821	gals/yr	96.86	96.86	6,029	5.54	150.17	1,367	534,501	-	5.03
EPB1G10-1	2-01-001-02	21,821	gals/yr	96.86	96.86	6,029	5.54	150.17	1,367	534,501	-	5.03
EPB1G11-1	2-01-001-02	21,821	gals/yr	96.86	96.86	6,029	5.54	150.17	1,367	534,501	-	5.03
EPB1G12-1	2-01-001-02	21,821	gals/yr	96.86	96.86	6,029	5.54	150.17	1,367	534,501	-	5.03
EPB1G13-1	2-01-001-02	21,821	gals/yr	96.86	96.86	6,029	5.54	150.17	1,367	534,501	-	5.03
EPB1G14-1	2-01-001-02	21,821	gals/yr	96.86	96.86	6,029	5.54	150.17	1,367	534,501	-	5.03
EPB1G15-1	2-01-001-02	21,821	gals/yr	96.86	96.86	6,029	5.54	150.17	1,367	534,501	-	5.03
EPB1G16-1	2-01-001-02	21,821	gals/yr	96.86	96.86	6,029	5.54	150.17	1,367	534,501	-	5.03
EPB1G17-1	2-01-001-02	21,821	gals/yr	96.86	96.86	6,029	5.54	150.17	1,367	534,501	-	5.03
EPB1G18-1	2-01-001-02	21,821	gals/yr	96.86	96.86	6,029	5.54	150.17	1,367	534,501	-	5.03
EPB1G19-1	2-01-001-02	21,821	gals/yr	96.86	96.86	6,029	5.54	150.17	1,367	534,501	-	5.03
EPB1G20-1	2-01-001-02	21,821	gals/yr	96.86	96.86	6,029	5.54	150.17	1,367	534,501	-	5.03
EPB1G21-1	2-01-001-02	21,821	gals/yr	96.86	96.86	6,029	5.54	150.17	1,367	534,501	-	5.03
EPB1G22-1	2-01-001-02	21,821	gals/yr	96.86	96.86	6,029	5.54	150.17	1,367	534,501	-	5.03
EPB1G23-1	2-01-001-02	21,821	gals/yr	96.86	96.86	6,029	5.54	150.17	1,367	534,501	-	5.03
EPB1G24-1	2-01-001-02	21,821	gals/yr	96.86	96.86	6,029	5.54	150.17	1,367	534,501	-	5.03
EPB1G25-1	2-01-001-02	21,821	gals/yr	96.86	96.86	6,029	5.54	150.17	1,367	534,501	-	5.03
EPB1G26-1	2-01-001-02	21,821	gals/yr	96.86	96.86	6,029	5.54	150.17	1,367	534,501	-	5.03
EPB1G27-1	2-01-001-02	21,821	gals/yr	96.86	96.86	6,029	5.54	150.17	1,367	534,501	-	5.03
EPB1G28-1	2-01-001-02	21,821	gals/yr	96.86	96.86	6,029	5.54	150.17	1,367	534,501	-	5.03
EPB1G29-1	2-01-001-02	21,821	gals/yr	96.86	96.86	6,029	5.54	150.17	1,367	534,501	-	5.03
EPB1G30-1	2-01-001-02	21,821	gals/yr	96.86	96.86	6,029	5.54	150.17	1,367	534,501	-	5.03
EPB1G31-1	2-01-001-02	21,821	gals/yr	96.86	96.86	6,029	5.54	150.17	1,367	534,501	-	5.03
EPB1G32-1	2-01-001-02	21,821	gals/yr	96.86	96.86	6,029	5.54	150.17	1,367	534,501	-	5.03

SECTION 7 – ACTUAL POTENTIAL TO EMIT (APTE)

Table 7-A: Facility-Wide APTE – Regulated Air Pollutant Emissions

Shown below is your source's potential emissions after applying any operational limits or control equipment you elected in Section 6. Emissions are in units of pounds.

Emission Unit #	SCC Code	Annual Throughput	Throughput Units	PM_{10}	$PM_{2.5}$	NOx	SOx	VOC	CO	GHGs (CO_2e)	LEAD	Total HAP
EPB1G33-1	2-01-001-02	21,821	gals/yr	96.86	96.86	6,029	5.54	150.17	1,367	534,501	-	5.03
EPB1G34-1	2-01-001-02	21,821	gals/yr	96.86	96.86	6,029	5.54	150.17	1,367	534,501	-	5.03
EPB1CG1-1	2-01-001-02	13,884	gals/yr	46.74	46.74	4,000	3.57	101.45	605.30	344,852	-	3.25
EPB1CG2-1	2-01-001-02	13,884	gals/yr	46.74	46.74	4,000	3.57	101.45	605.30	344,852	-	3.25
EPB1CG3-1	2-01-001-02	13,884	gals/yr	46.74	46.74	4,000	3.57	101.45	605.30	344,852	-	3.25
EPB1CG4-1	2-01-001-02	13,884	gals/yr	46.74	46.74	4,000	3.57	101.45	605.30	344,852	-	3.25
EPB1CG5-1	2-01-001-02	13,884	gals/yr	46.74	46.74	4,000	3.57	101.45	605.30	344,852	-	3.25
EPB1CG6-1	2-01-001-02	13,884	gals/yr	46.74	46.74	4,000	3.57	101.45	605.30	344,852	-	3.25
EPB1CG7-1	2-01-001-02	13,884	gals/yr	46.74	46.74	4,000	3.57	101.45	605.30	344,852	-	3.25
EPB1LTG1-1	2-01-001-02	13,884	gals/yr	46.74	46.74	4,000	3.57	101.45	605.30	344,852	-	3.25
EPB1LTG2-1	2-01-001-02	13,884	gals/yr	46.74	46.74	4,000	3.57	101.45	605.30	344,852	-	3.25
EPB1LTG3-1	2-01-001-02	13,884	gals/yr	46.74	46.74	4,000	3.57	101.45	605.30	344,852	-	3.25
EPB2G1-1	2-01-001-02	21,821	gals/yr	96.86	96.86	6,029	5.54	150.17	1,367	534,501	-	5.03
EPB2G2-1	2-01-001-02	21,821	gals/yr	96.86	96.86	6,029	5.54	150.17	1,367	534,501	-	5.03
EPB2G3-1	2-01-001-02	21,821	gals/yr	96.86	96.86	6,029	5.54	150.17	1,367	534,501	-	5.03
EPB2G4-1	2-01-001-02	21,821	gals/yr	96.86	96.86	6,029	5.54	150.17	1,367	534,501	-	5.03
EPB2G5-1	2-01-001-02	21,821	gals/yr	96.86	96.86	6,029	5.54	150.17	1,367	534,501	-	5.03
EPB2G6-1	2-01-001-02	21,821	gals/yr	96.86	96.86	6,029	5.54	150.17	1,367	534,501	-	5.03
EPB2G7-1	2-01-001-02	21,821	gals/yr	96.86	96.86	6,029	5.54	150.17	1,367	534,501	-	5.03
EPB2G8-1	2-01-001-02	21,821	gals/yr	96.86	96.86	6,029	5.54	150.17	1,367	534,501	-	5.03
EPB2G9-1	2-01-001-02	21,821	gals/yr	96.86	96.86	6,029	5.54	150.17	1,367	534,501	-	5.03
EPB2G10-1	2-01-001-02	21,821	gals/yr	96.86	96.86	6,029	5.54	150.17	1,367	534,501	-	5.03
EPB2G11-1	2-01-001-02	21,821	gals/yr	96.86	96.86	6,029	5.54	150.17	1,367	534,501	-	5.03
EPB2G12-1	2-01-001-02	21,821	gals/yr	96.86	96.86	6,029	5.54	150.17	1,367	534,501	-	5.03
EPB2G13-1	2-01-001-02	21,821	gals/yr	96.86	96.86	6,029	5.54	150.17	1,367	534,501	-	5.03
EPB2G14-1	2-01-001-02	21,821	gals/yr	96.86	96.86	6,029	5.54	150.17	1,367	534,501	-	5.03
EPB2G15-1	2-01-001-02	21,821	gals/yr	96.86	96.86	6,029	5.54	150.17	1,367	534,501	-	5.03
EPB2G16-1	2-01-001-02	21,821	gals/yr	96.86	96.86	6,029	5.54	150.17	1,367	534,501	-	5.03
EPB2G17-1	2-01-001-02	21,821	gals/yr	96.86	96.86	6,029	5.54	150.17	1,367	534,501	-	5.03
EPB2G18-1	2-01-001-02	21,821	gals/yr	96.86	96.86	6,029	5.54	150.17	1,367	534,501	-	5.03
EPB2G19-1	2-01-001-02	21,821	gals/yr	96.86	96.86	6,029	5.54	150.17	1,367	534,501	-	5.03
EPB2G20-1	2-01-001-02	21,821	gals/yr	96.86	96.86	6,029	5.54	150.17	1,367	534,501	-	5.03

SECTION 7 – ACTUAL POTENTIAL TO EMIT (APTE)

Table 7-A: Facility-Wide APTE – Regulated Air Pollutant Emissions

Shown below is your source's potential emissions after applying any operational limits or control equipment you elected in Section 6. Emissions are in units of pounds.

Emission Unit #	SCC Code	Annual Throughput	Throughput Units	PM_{10}	$PM_{2.5}$	NOx	SOx	VOC	CO	GHGs (CO_2e)	LEAD	Total HAP
EPB2G21-1	2-01-001-02	21,821	gals/yr	96.86	96.86	6,029	5.54	150.17	1,367	534,501	-	5.03
EPB2G22-1	2-01-001-02	21,821	gals/yr	96.86	96.86	6,029	5.54	150.17	1,367	534,501	-	5.03
EPB2G23-1	2-01-001-02	21,821	gals/yr	96.86	96.86	6,029	5.54	150.17	1,367	534,501	-	5.03
EPB2G24-1	2-01-001-02	21,821	gals/yr	96.86	96.86	6,029	5.54	150.17	1,367	534,501	-	5.03
EPB2G25-1	2-01-001-02	21,821	gals/yr	96.86	96.86	6,029	5.54	150.17	1,367	534,501	-	5.03
EPB2G26-1	2-01-001-02	21,821	gals/yr	96.86	96.86	6,029	5.54	150.17	1,367	534,501	-	5.03
EPB2G27-1	2-01-001-02	21,821	gals/yr	96.86	96.86	6,029	5.54	150.17	1,367	534,501	-	5.03
EPB2G28-1	2-01-001-02	21,821	gals/yr	96.86	96.86	6,029	5.54	150.17	1,367	534,501	-	5.03
EPB2G29-1	2-01-001-02	21,821	gals/yr	96.86	96.86	6,029	5.54	150.17	1,367	534,501	-	5.03
EPB2G30-1	2-01-001-02	21,821	gals/yr	96.86	96.86	6,029	5.54	150.17	1,367	534,501	-	5.03
EPB2G31-1	2-01-001-02	21,821	gals/yr	96.86	96.86	6,029	5.54	150.17	1,367	534,501	-	5.03
EPB2G32-1	2-01-001-02	21,821	gals/yr	96.86	96.86	6,029	5.54	150.17	1,367	534,501	-	5.03
EPB2G33-1	2-01-001-02	21,821	gals/yr	96.86	96.86	6,029	5.54	150.17	1,367	534,501	-	5.03
EPB2G34-1	2-01-001-02	21,821	gals/yr	96.86	96.86	6,029	5.54	150.17	1,367	534,501	-	5.03
EPB2CG1-1	2-01-001-02	13,884	gals/yr	46.74	46.74	4,000	3.57	101.45	605.30	344,852	-	3.25
EPB2CG2-1	2-01-001-02	13,884	gals/yr	46.74	46.74	4,000	3.57	101.45	605.30	344,852	-	3.25
EPB2CG3-1	2-01-001-02	13,884	gals/yr	46.74	46.74	4,000	3.57	101.45	605.30	344,852	-	3.25
EPB2CG4-1	2-01-001-02	13,884	gals/yr	46.74	46.74	4,000	3.57	101.45	605.30	344,852	-	3.25
EPB2CG5-1	2-01-001-02	13,884	gals/yr	46.74	46.74	4,000	3.57	101.45	605.30	344,852	-	3.25
EPB2CG6-1	2-01-001-02	13,884	gals/yr	46.74	46.74	4,000	3.57	101.45	605.30	344,852	-	3.25
EPB2CG7-1	2-01-001-02	13,884	gals/yr	46.74	46.74	4,000	3.57	101.45	605.30	344,852	-	3.25
EPB2LTG1-1	2-01-001-02	13,884	gals/yr	46.74	46.74	4,000	3.57	101.45	605.30	344,852	-	3.25
EPB2LTG2-1	2-01-001-02	13,884	gals/yr	46.74	46.74	4,000	3.57	101.45	605.30	344,852	-	3.25
EPB2LTG3-1	2-01-001-02	13,884	gals/yr	46.74	46.74	4,000	3.57	101.45	605.30	344,852	-	3.25
EPFP-1	2-01-001-02	3,002	gals/yr	187.70	187.70	4,000	3.56	692.56	3,003	343,716	-	3.32
EPGH-1	2-01-001-02	4,289	gals/yr	187.70	187.70	4,000	3.56	692.56	3,003	343,716	-	3.23
B1CT1-1	3-85-001-01	2.71E+09	gals/yr	396.00	238.00	-	-	2,000	-	-	-	-
B1CT2-1	3-85-001-01	2.71E+09	gals/yr	396.00	238.00	-	-	2,000	-	-	-	-
B1CT3-1	3-85-001-01	2.71E+09	gals/yr	396.00	238.00	-	-	2,000	-	-	-	-
B1CT4-1	3-85-001-01	2.71E+09	gals/yr	396.00	238.00	-	-	2,000	-	-	-	-
B1CT5-1	3-85-001-01	2.71E+09	gals/yr	396.00	238.00	-	-	2,000	-	-	-	-
B1CT6-1	3-85-001-01	2.71E+09	gals/yr	396.00	238.00	-	-	2,000	-	-	-	-

SECTION 7 – ACTUAL POTENTIAL TO EMIT (APTE)

Table 7-A: Facility-Wide APTE – Regulated Air Pollutant Emissions

Shown below is your source's potential emissions after applying any operational limits or control equipment you elected in Section 6. Emissions are in units of pounds.

Emission Unit #	SCC Code	Annual Throughput	Throughput Units	PM_{10}	$PM_{2.5}$	NOx	SOx	VOC	CO	GHGs (CO_2e)	LEAD	Total HAP
B1CT7-1	3-85-001-01	2.71E+09	gals/yr	396.00	238.00	-	-	2,000	-	-	-	-
B2CT1-1	3-85-001-01	2.71E+09	gals/yr	396.00	238.00	-	-	2,000	-	-	-	-
B2CT2-1	3-85-001-01	2.71E+09	gals/yr	396.00	238.00	-	-	2,000	-	-	-	-
B2CT3-1	3-85-001-01	2.71E+09	gals/yr	396.00	238.00	-	-	2,000	-	-	-	-
B2CT4-1	3-85-001-01	2.71E+09	gals/yr	396.00	238.00	-	-	2,000	-	-	-	-
B2CT5-1	3-85-001-01	2.71E+09	gals/yr	396.00	238.00	-	-	2,000	-	-	-	-
B2CT6-1	3-85-001-01	2.71E+09	gals/yr	396.00	238.00	-	-	2,000	-	-	-	-
B2CT7-1	3-85-001-01	2.71E+09	gals/yr	396.00	238.00	-	-	2,000	-	-	-	-

SECTION 7 – ACTUAL POTENTIAL TO EMIT (APTE)

Table 7-B: Facility-Wide APTE – VOC Emissions from VOC-Containing Materials

Please indicate whether you are accepting throughput limits or emission control requirements for VOC-containing materials. Emissions will be calculated in units of pounds.

Material Name – Manufacturer: Purpose	Emission Unit #(s)	Maximum Annual Throughput (gallons)	Agree to Throughput Limit? (Yes or No)	Annual Throughput Limit (gallons)	Total VOC (pounds)	Release Factor (% release)	Agree to Control Emissions? (Yes or No)	Control Device Type	Total VOC Emissions (pounds)
Diesel Fuel -- Vendor TBD: Emergency Generator Fuel	EPB1G1 thru EPB1G34	125,926,752	Yes	1,483,760	10,211.3	100.00%	No		10,211.3
Diesel Fuel -- Vendor TBD: Emergency Generator Fuel	EPB1CG1 thru EPB1CG7	21,339,360	Yes	277,685	2,029.1	100.00%	No		2,029.1
Diesel Fuel -- Vendor TBD: Fire Pump Engine Fuel	EPFP1	230,765	Yes	15,000	692.6	100.00%	No		692.6
Diesel Fuel -- Vendor TBD: Guard House Emergency Gen. Fuel	EPGH1	329,664	Yes	15,000	692.5	100.00%	No		692.5
Cooling Tower Biocide -- Vendor TBD: Biocide	B1CT1 - B1CT7, B2CT1	2,800	Yes	2,800	28,000.0	100.00%	No		28,000.0

SECTION 7 – ACTUAL POTENTIAL TO EMIT (APTE)

Table 7-C: Facility-Wide APTE – HAP Emissions from HAP-Containing Materials

Please indicate whether you are accepting throughput limits or emission control requirements for HAP-containing materials. Emissions will be calculated in units of pounds.

Material Name	HAP Name	CAS #	Emission Unit #(s)	Agree to Throughput Limit? (Yes or No)	Agree to Control Emissions? (Yes or No)	Maximum Annual Material Throughput	Material Throughput Units	Annual Throughput Limit	Control Device Type	Release Factor (% release)	Individual HAP Emissions (pounds)
Diesel Fuel	Acetaldehyde	75-07-0	EPB1G1 thru EPB1G34	Yes	No	125,926,752	gallons	1,483,760		100.00%	5.5
	Acrolein	107-02-8									1.7
	Benzene	71-43-2									168.8
	Formaldehyde	50-00-0									17.2
	Naphthalene	91-20-3									28.3
	Polycyclic Organic Matter	91-20-3									17.8
	Toluene	108-88-3									61.1
	Xylenes	1330-20-7									42.0
Diesel Fuel	Acetaldehyde	75-07-0	EPB1CG1 thru EPB1CG7	Yes	No	21,339,360	gallons	277,685		100.00%	1.0
	Acrolein	107-02-8									0.3
	Benzene	71-43-2									32.0
	Formaldehyde	50-00-0									3.3
	Naphthalene	91-20-3									5.4
	Polycyclic Organic Matter	91-20-3									3.4
	Toluene	108-88-3									11.6
	Xylenes	1330-20-7									8.0
Diesel Fuel	Acetaldehyde	75-07-0	EPFP1	Yes	No	230,765	gallons	15,000		100.00%	1.6
	Acrolein	107-02-8									0.2
	Benzene	71-43-2									2.0
	Formaldehyde	50-00-0									2.4
	Naphthalene	91-20-3									0.2
	Polycyclic Organic Matter	91-20-3									0.2
	Toluene	108-88-3									0.8
	Xylenes	1330-20-7									0.6
	1,3-Butadiene	106-99-0									0.1
Diesel Fuel	Acetaldehyde	75-07-0	EPGH1	Yes	No	329,664	gallons	15,000		100.00%	0.1
	Acrolein	107-02-8									0.0
	Benzene	71-43-2									1.6
	Formaldehyde	50-00-0									0.2
	Naphthalene	91-20-3									0.3
	Polycyclic Organic Matter	91-20-3									0.2
	Toluene	108-88-3									0.6
	Xylenes	1330-20-7									0.4

SECTION 7 – ACTUAL POTENTIAL TO EMIT (APTE)

Table 7-D: New/Modified/Reconstructed Emission Units APTE – PSD-Specific Pollutant Emissions

Please list maximum potential emissions of all pollutants for each emission unit in pounds per year.

Emission Unit #	SCC Code	Annual Throughput	Throughput Units	PM	Fluorides	H_2SO_4	H_2S	TRS (inc. H_2S)	MWC Organics	MWC Metals	MWC Acid Gas	MSWL Emissions
EPB1G1-1	2-01-001-02	21,821	gals/yr	97.00	-	-	-	-	-	-	-	-
EPB1G2-1	2-01-001-02	21,821	gals/yr	97.00	-	-	-	-	-	-	-	-
EPB1G3-1	2-01-001-02	21,821	gals/yr	97.00	-	-	-	-	-	-	-	-
EPB1G4-1	2-01-001-02	21,821	gals/yr	97.00	-	-	-	-	-	-	-	-
EPB1G5-1	2-01-001-02	21,821	gals/yr	97.00	-	-	-	-	-	-	-	-
EPB1G6-1	2-01-001-02	21,821	gals/yr	97.00	-	-	-	-	-	-	-	-
EPB1G7-1	2-01-001-02	21,821	gals/yr	97.00	-	-	-	-	-	-	-	-
EPB1G8-1	2-01-001-02	21,821	gals/yr	97.00	-	-	-	-	-	-	-	-
EPB1G9-1	2-01-001-02	21,821	gals/yr	97.00	-	-	-	-	-	-	-	-
EPB1G10-1	2-01-001-02	21,821	gals/yr	97.00	-	-	-	-	-	-	-	-
EPB1G11-1	2-01-001-02	21,821	gals/yr	97.00	-	-	-	-	-	-	-	-
EPB1G12-1	2-01-001-02	21,821	gals/yr	97.00	-	-	-	-	-	-	-	-
EPB1G13-1	2-01-001-02	21,821	gals/yr	97.00	-	-	-	-	-	-	-	-
EPB1G14-1	2-01-001-02	21,821	gals/yr	97.00	-	-	-	-	-	-	-	-
EPB1G15-1	2-01-001-02	21,821	gals/yr	97.00	-	-	-	-	-	-	-	-
EPB1G16-1	2-01-001-02	21,821	gals/yr	97.00	-	-	-	-	-	-	-	-
EPB1G17-1	2-01-001-02	21,821	gals/yr	97.00	-	-	-	-	-	-	-	-
EPB1G18-1	2-01-001-02	21,821	gals/yr	97.00	-	-	-	-	-	-	-	-
EPB1G19-1	2-01-001-02	21,821	gals/yr	97.00	-	-	-	-	-	-	-	-
EPB1G20-1	2-01-001-02	21,821	gals/yr	97.00	-	-	-	-	-	-	-	-
EPB1G21-1	2-01-001-02	21,821	gals/yr	97.00	-	-	-	-	-	-	-	-
EPB1G22-1	2-01-001-02	21,821	gals/yr	97.00	-	-	-	-	-	-	-	-
EPB1G23-1	2-01-001-02	21,821	gals/yr	97.00	-	-	-	-	-	-	-	-
EPB1G24-1	2-01-001-02	21,821	gals/yr	97.00	-	-	-	-	-	-	-	-
EPB1G25-1	2-01-001-02	21,821	gals/yr	97.00	-	-	-	-	-	-	-	-
EPB1G26-1	2-01-001-02	21,821	gals/yr	97.00	-	-	-	-	-	-	-	-
EPB1G27-1	2-01-001-02	21,821	gals/yr	97.00	-	-	-	-	-	-	-	-
EPB1G28-1	2-01-001-02	21,821	gals/yr	97.00	-	-	-	-	-	-	-	-
EPB1G29-1	2-01-001-02	21,821	gals/yr	97.00	-	-	-	-	-	-	-	-
EPB1G30-1	2-01-001-02	21,821	gals/yr	97.00	-	-	-	-	-	-	-	-
EPB1G31-1	2-01-001-02	21,821	gals/yr	97.00	-	-	-	-	-	-	-	-

SECTION 7 – ACTUAL POTENTIAL TO EMIT (APTE)

Table 7-D: New/Modified/Reconstructed Emission Units APTE – PSD-Specific Pollutant Emissions

Please list maximum potential emissions of all pollutants for each emission unit in pounds per year.

Emission Unit #	SCC Code	Annual Throughput	Throughput Units	PM	Fluorides	H_2SO_4	H_2S	TRS (inc. H_2S)	MWC Organics	MWC Metals	MWC Acid Gas	MSWL Emissions
EPB1G32-1	2-01-001-02	21,821	gals/yr	97.00	-	-	-	-	-	-	-	-
EPB1G33-1	2-01-001-02	21,821	gals/yr	97.00	-	-	-	-	-	-	-	-
EPB1G34-1	2-01-001-02	21,821	gals/yr	97.00	-	-	-	-	-	-	-	-
EPB1CG1-1	2-01-001-02	13,884	gals/yr	47.00	-	-	-	-	-	-	-	-
EPB1CG2-1	2-01-001-02	13,884	gals/yr	47.00	-	-	-	-	-	-	-	-
EPB1CG3-1	2-01-001-02	13,884	gals/yr	47.00	-	-	-	-	-	-	-	-
EPB1CG4-1	2-01-001-02	13,884	gals/yr	47.00	-	-	-	-	-	-	-	-
EPB1CG5-1	2-01-001-02	13,884	gals/yr	47.00	-	-	-	-	-	-	-	-
EPB1CG6-1	2-01-001-02	13,884	gals/yr	47.00	-	-	-	-	-	-	-	-
EPB1CG7-1	2-01-001-02	13,884	gals/yr	47.00	-	-	-	-	-	-	-	-
EPB1LTG1-1	2-01-001-02	13,884	gals/yr	47.00	-	-	-	-	-	-	-	-
EPB1LTG2-1	2-01-001-02	13,884	gals/yr	47.00	-	-	-	-	-	-	-	-
EPB1LTG3-1	2-01-001-02	13,884	gals/yr	47.00	-	-	-	-	-	-	-	-
EPB2G1-1	2-01-001-02	21,821	gals/yr	97.00	-	-	-	-	-	-	-	-
EPB2G2-1	2-01-001-02	21,821	gals/yr	97.00	-	-	-	-	-	-	-	-
EPB2G3-1	2-01-001-02	21,821	gals/yr	97.00	-	-	-	-	-	-	-	-
EPB2G4-1	2-01-001-02	21,821	gals/yr	97.00	-	-	-	-	-	-	-	-
EPB2G5-1	2-01-001-02	21,821	gals/yr	97.00	-	-	-	-	-	-	-	-
EPB2G6-1	2-01-001-02	21,821	gals/yr	97.00	-	-	-	-	-	-	-	-
EPB2G7-1	2-01-001-02	21,821	gals/yr	97.00	-	-	-	-	-	-	-	-
EPB2G8-1	2-01-001-02	21,821	gals/yr	97.00	-	-	-	-	-	-	-	-
EPB2G9-1	2-01-001-02	21,821	gals/yr	97.00	-	-	-	-	-	-	-	-
EPB2G10-1	2-01-001-02	21,821	gals/yr	97.00	-	-	-	-	-	-	-	-
EPB2G11-1	2-01-001-02	21,821	gals/yr	97.00	-	-	-	-	-	-	-	-
EPB2G12-1	2-01-001-02	21,821	gals/yr	97.00	-	-	-	-	-	-	-	-
EPB2G13-1	2-01-001-02	21,821	gals/yr	97.00	-	-	-	-	-	-	-	-
EPB2G14-1	2-01-001-02	21,821	gals/yr	97.00	-	-	-	-	-	-	-	-
EPB2G15-1	2-01-001-02	21,821	gals/yr	97.00	-	-	-	-	-	-	-	-
EPB2G16-1	2-01-001-02	21,821	gals/yr	97.00	-	-	-	-	-	-	-	-
EPB2G17-1	2-01-001-02	21,821	gals/yr	97.00	-	-	-	-	-	-	-	-
EPB2G18-1	2-01-001-02	21,821	gals/yr	97.00	-	-	-	-	-	-	-	-

SECTION 7 – ACTUAL POTENTIAL TO EMIT (APTE)

Table 7-D: New/Modified/Reconstructed Emission Units APTE – PSD-Specific Pollutant Emissions

Please list maximum potential emissions of all pollutants for each emission unit in pounds per year.

Emission Unit #	SCC Code	Annual Throughput	Throughput Units	PM	Fluorides	H_2SO_4	H_2S	TRS (inc. H_2S)	MWC Organics	MWC Metals	MWC Acid Gas	MSWL Emissions
EPB2G19-1	2-01-001-02	21,821	gals/yr	97.00	-	-	-	-	-	-	-	-
EPB2G20-1	2-01-001-02	21,821	gals/yr	97.00	-	-	-	-	-	-	-	-
EPB2G21-1	2-01-001-02	21,821	gals/yr	97.00	-	-	-	-	-	-	-	-
EPB2G22-1	2-01-001-02	21,821	gals/yr	97.00	-	-	-	-	-	-	-	-
EPB2G23-1	2-01-001-02	21,821	gals/yr	97.00	-	-	-	-	-	-	-	-
EPB2G24-1	2-01-001-02	21,821	gals/yr	97.00	-	-	-	-	-	-	-	-
EPB2G25-1	2-01-001-02	21,821	gals/yr	97.00	-	-	-	-	-	-	-	-
EPB2G26-1	2-01-001-02	21,821	gals/yr	97.00	-	-	-	-	-	-	-	-
EPB2G27-1	2-01-001-02	21,821	gals/yr	97.00	-	-	-	-	-	-	-	-
EPB2G28-1	2-01-001-02	21,821	gals/yr	97.00	-	-	-	-	-	-	-	-
EPB2G29-1	2-01-001-02	21,821	gals/yr	97.00	-	-	-	-	-	-	-	-
EPB2G30-1	2-01-001-02	21,821	gals/yr	97.00	-	-	-	-	-	-	-	-
EPB2G31-1	2-01-001-02	21,821	gals/yr	97.00	-	-	-	-	-	-	-	-
EPB2G32-1	2-01-001-02	21,821	gals/yr	97.00	-	-	-	-	-	-	-	-
EPB2G33-1	2-01-001-02	21,821	gals/yr	97.00	-	-	-	-	-	-	-	-
EPB2G34-1	2-01-001-02	21,821	gals/yr	97.00	-	-	-	-	-	-	-	-
EPB2CG1-1	2-01-001-02	13,884	gals/yr	47.00	-	-	-	-	-	-	-	-
EPB2CG2-1	2-01-001-02	13,884	gals/yr	47.00	-	-	-	-	-	-	-	-
EPB2CG3-1	2-01-001-02	13,884	gals/yr	47.00	-	-	-	-	-	-	-	-
EPB2CG4-1	2-01-001-02	13,884	gals/yr	47.00	-	-	-	-	-	-	-	-
EPB2CG5-1	2-01-001-02	13,884	gals/yr	47.00	-	-	-	-	-	-	-	-
EPB2CG6-1	2-01-001-02	13,884	gals/yr	47.00	-	-	-	-	-	-	-	-
EPB2CG7-1	2-01-001-02	13,884	gals/yr	47.00	-	-	-	-	-	-	-	-
EPB2LTG1-1	2-01-001-02	13,884	gals/yr	47.00	-	-	-	-	-	-	-	-
EPB2LTG2-1	2-01-001-02	13,884	gals/yr	47.00	-	-	-	-	-	-	-	-
EPB2LTG3-1	2-01-001-02	13,884	gals/yr	47.00	-	-	-	-	-	-	-	-
EPFP-1	2-01-001-02	3,002	gals/yr	188.00	-	-	-	-	-	-	-	-
EPGH-1	2-01-001-02	4,289	gals/yr	188.00	-	-	-	-	-	-	-	-
B1CT1-1	3-85-001-01	2.71E+09	gals/yr	565.00	-	-	-	-	-	-	-	-
B1CT2-1	3-85-001-01	2.71E+09	gals/yr	565.00	-	-	-	-	-	-	-	-
B1CT3-1	3-85-001-01	2.71E+09	gals/yr	565.00	-	-	-	-	-	-	-	-

SECTION 7 – ACTUAL POTENTIAL TO EMIT (APTE)

Table 7-D: New/Modified/Reconstructed Emission Units APTE – PSD-Specific Pollutant Emissions

Please list maximum potential emissions of all pollutants for each emission unit in pounds per year.

Emission Unit #	SCC Code	Annual Throughput	Throughput Units	PM	Fluorides	H_2SO_4	H_2S	TRS (inc. H_2S)	MWC Organics	MWC Metals	MWC Acid Gas	MSWL Emissions
B1CT4-1	3-85-001-01	2.71E+09	gals/yr	565.00	-	-	-	-	-	-	-	-
B1CT5-1	3-85-001-01	2.71E+09	gals/yr	565.00	-	-	-	-	-	-	-	-
B1CT6-1	3-85-001-01	2.71E+09	gals/yr	565.00	-	-	-	-	-	-	-	-
B1CT7-1	3-85-001-01	2.71E+09	gals/yr	565.00	-	-	-	-	-	-	-	-
B2CT1-1	3-85-001-01	2.71E+09	gals/yr	565.00	-	-	-	-	-	-	-	-
B2CT2-1	3-85-001-01	2.71E+09	gals/yr	565.00	-	-	-	-	-	-	-	-
B2CT3-1	3-85-001-01	2.71E+09	gals/yr	565.00	-	-	-	-	-	-	-	-
B2CT4-1	3-85-001-01	2.71E+09	gals/yr	565.00	-	-	-	-	-	-	-	-
B2CT5-1	3-85-001-01	2.71E+09	gals/yr	565.00	-	-	-	-	-	-	-	-
B2CT6-1	3-85-001-01	2.71E+09	gals/yr	565.00	-	-	-	-	-	-	-	-
B2CT7-1	3-85-001-01	2.71E+09	gals/yr	565.00	-	-	-	-	-	-	-	-

SECTION 7 – ACTUAL POTENTIAL TO EMIT (APTE)

Table 7-E: Actual Potential to Emit and Construction Permit Thresholds

Criteria Air Pollutants	Emissions (tons per year)	Construction PermitThreshold (tons per year)	Meet or Exceed?	PSD Permit Threshold (tons per year)	Meet or Exceed?
PM_{10}	6.72	15.0	No	15.0	No
$PM_{2.5}$	5.61	10.0	No	10.0	No
NOx	249.00	40.0	**Yes**	40.0	**Yes**
SOx	0.23	40.0	No	40.0	No
VOC	20.81	40.0	No	40.0	No
CO	55.52	50.0	**Yes**	100.0	No
Lead	0.00	0.6	No	0.6	No

Hazardous Air Pollutants	Emissions (tons per year)	Const. Permit & Toxic BACT Threshold (tons per year)	Meet or Exceed?	Toxic MACT Threshold (tons per year)	Meet or Exceed?
Greatest Single HAP	0.10	2.5	No	10.0	No
Total Combined HAP	0.21	10.0	No	25.0	No

SECTION 8: APPLICABLE RULES AND REQUIREMENTS

PART A: Applicable Requirements of the LLCAPCPRS

Applicable requirements for your source may include maintaining allowable stack opacity, maintaining allowable particulate emissions for the total given heat input, adhering to fugitive dust regulations, adhering to the process weight/particulate emissions rates, adhering to all construction permit conditions, etc. In the boxes below, check all of those requirements in the LLCAPCPRS that may apply to your source, and identify the method by which you intend to demonstrate compliance with the requirement. If a requirement does not apply to your source, briefly explain the reason it does not apply.

Requirement Citation & Name	Does standard apply?	If "Yes", describe compliance method. If "No", explain reason it does not apply.
LLCAPCPRS Article 2, Section 18: New Source Performance Standards (40 CFR Part 60)	☑ Yes ☐ No	Describe compliance with each applicable NSPS in Part B, below.
LLCAPCPRS Article 2, Section 19: Prevention of Significant Deterioration (PSD) of Air Quality	☐ Yes ☑ No	Annual hourly generator runtime (or annual fuel consumption) limitations will keep criteria pollutant emissions below PSD permitting
LLCAPCPRS Article 2, Section 20, paragraph (A)(1): Particulate Emission Stds. for Incinerators & Burn-Ovens	☐ Yes ☑ No	Units in this project are not applicable.
LLCAPCPRS Article 2, Section 20, paragraph (B): Particulate Emission Stds. for Combustion Units >10,000 & <10 MMBtu	☑ Yes ☐ No	350 ekW and 500 ekW engines: Annual hourly generator runtime limitations will keep emissions within compliance.
LLCAPCPRS Article 2, Section 20, paragraph (C): Particulate Emission Stds. for Combustion Units <10,000 & >10 MMBtu	☑ Yes ☐ No	1,50 ekW and 2,750 ekW engines: Annual hourly generator runtime limitations will keep emissions within compliance.
LLCAPCPRS Article 2, Section 20, paragraph (E): <20% Opacity of Visible Emissions	☑ Yes ☐ No	Visible observations will be completed as required by LLCHD for similar units.
LLCAPCPRS Article 2, Section 20, Table 20-1: Process Weight Rate Particulate Emission Stds.	☑ Yes ☐ No	Potential air emission rates demonstrate compliance with the Process Weight Rate Standards.
LLCAPCPRS Article 2, Section 22, paragraph (A)(14): Standards for Pathological Material Incinerators	☐ Yes ☑ No	Units in this project are not applicable.
LLCAPCPRS Article 2, Section 22, paragraph (C): Standards for Air Curtain Incinerators	☐ Yes ☑ No	Units in this project are not applicable.
LLCAPCPRS Article 2, Section 23: Hazardous Air Pollutants - Emission Standards (40 CFR Part 61)	☐ Yes ☑ No	If none apply, in Part C, list any that 'appear' to apply, but do not actually apply.
LLCAPCPRS Article 2, Section 24: Sulfur Compound Emissions - Existing Sources - Emission Standards	☐ Yes ☑ No	This regulation pertains to units that existed prior to Section 24 implementation.
LLCAPCPRS Article 2, Section 25: Nitrogen Oxides - Emission Standards for Existing Stationary Sources	☐ Yes ☑ No	This regulation pertains to nitric acid plants; thus, this regulation does not pertain to the proposed units.
LLCAPCPRS Article 2, Section 26: Acid Rain (40 CFR Parts 72 through 78)	☐ Yes ☑ No	If none apply, in Part C, list any that 'appear' to apply, but do not actually apply.
LLCAPCPRS Article 2, Section 27: Hazardous Air Pollutants - Maximum Achievable Control Technology (MACT)	☐ Yes ☑ No	If none apply, in Part C, list any that 'appear' to apply, but do not actually apply.
LLCAPCPRS Article 2, Section 28: MACT Emission Standards (40 CFR Part 63)	☑ Yes ☐ No	Describe compliance with each applicable MACT standard in Part B, below.
LLCAPCPRS Article 2, Section 32: Dust - Duty to Prevent the Escape Of	☑ Yes ☐ No	Potential dust generated from diesel fuel delivery trucks on facility property roads is anticipated to be minimal

PART B: Applicable Federal Regulations and Additional Applicable LLCAPCPRS

SECTION 8: APPLICABLE RULES AND REQUIREMENTS

If your source is subject to any federal air regulations set forth under 40 CFR Parts 60, 61, 63, 64, 68, 82, or Parts 72-78, or to additional regulations set forth in the LLCAPCPRS not included in Part A, then in the spaces provided below, list all of those regulations that apply to your source. For each regulation that applies to your source, list which emission unit(s) the rule applies to, and attach a brief explanation of how you intend to comply with the rule.

Regulation Name (e.g. NSPS for Grain Elevators)	**Regulation Citation** (e.g. 40 CFR 60 Subpart DD)	**Emission unit(s) covered by this regulation.**
New Source Performance Standards for Stationary Compression Ignition Internal Combustion Engines	40 CFR 60 Subpart IIII	Each proposed stationary RICE. Each stationary RICE will operate as an emergency engine with actual hours of operation being no more than 100
RICE MACT	40 CFR 63 Subpart ZZZZ	NESHAP ZZZZ requires new stationary diesel engines to comply with NSPS Subpart IIII. Each proposed stationary RICE will operate in

SECTION 8: APPLICABLE RULES AND REQUIREMENTS

PART C: Non-Applicable LLCAPCPRS Regulations & Non-Applicable Federal Regulations

For those regulations that would appear to apply to your source, but do not actually apply to your source, use the spaces provided below to provide the citation of the regulation, as well as the reason(s) that the regulation does not apply to your source.

Regulation Citation (e.g. 40 CFR 60 Subpart DD)	**Provide the reason(s) the regulation does not apply to your source.**
LLCAPCPRS Article 2, Section 27: Hazardous Air Pollutants - Maximum Achievable Control Technology (MACT)	**Potential air emissions of individual HAP and total HAP to be inherently limited by each engine's annual fuel consumption or annual hours of operation are calculated to be less than 2.5 tons per year and 10 tons per year, respectively.**

SECTION 9: COMPLIANCE PLAN

Part A: Compliance Status for Applicable Rules and Requirements	
Will your source be in compliance with all applicable rules and requirements identified in Section 9 of this application, including those that with compliance dates set to take place during the term of the permit?	
☑ **Yes** ☐ **No**	**Proceed to Application Checklist.**

Part B: Applicable Rules and Requirements for Which Compliance Is Not Achieved or Will Not Be Achieved		
Regulation Citation (e.g. 40 CFR 63 Subpart A)	**Regulation Name** (e.g. General Provisions)	**Reason(s) why source will not be in compliance.**

Air Quality Construction Permit Application Form
Lincoln-Lancaster County Health Department
Air Quality Program

APPLICATION COMPLETENESS CHECKLIST

Does this application contain confidential information?	☐ Yes ☑ No	**If "Yes" are application pages containing confidential data clearly marked?**	☐ Yes ☐ No
Continue with the remainder of the checklist.			
Will your source require a PSD construction permit?			☐ Yes ☑ No
Continue with the remainder of the checklist, and submit the original signed copy of the permit application when complete.			

Section Number & Name	Included With Application?	If not included, provide reason.
Section 1: Administrative Information And Responsible Official Certification	☑ Yes ☐ No	
Section 2: Detailed Source Information	☑ Yes ☐ No	
Table 3-A: New/Modified/Reconstructed Emission Unit Identification	☑ Yes ☐ No	
Table 3-B: New/Modified/Reconstructed Stack / Release Point Information	☑ Yes ☐ No	
Table 4-A: Insignificant Activities List	☐ Yes ☑ No	No insignificant activities are proposed as part of this project.
Table 4-B: Insignificant Lubricating and Heavy Oil Storage Information	☐ Yes ☑ No	No lubricating and no heavy oil storage tanks are proposed as part of this project.
Table 4-C: Insignificant Cooling Towers	☐ Yes ☑ No	Each proposed cooling tower will have a water circulation rate greater than 2,000 gallons per minute; thus, each proposed cooling tower does not qualify as an insignificant activity per
Table 5-A: New/Modified/Reconstructed Emission Units MPTE – Regulated Air Pollutant Emissions	☑ Yes ☐ No	
Table 5-B: New/Modified/Reconstructed Emission Units MPTE – VOC Emissions from VOC-Containing Materials	☑ Yes ☐ No	
Table 5-C: New/Modified/Reconstructed Emission Units - HAP Emissions from HAP-Containing Materials	☑ Yes ☐ No	
Table 5-D: New/Modified/Reconstructed Emission Units MPTE – PSD-Specific Pollutant Emissions	☑ Yes ☐ No	
Table 5-E: Maximum Potential to Emit and Construction Permit Thresholds	☑ Yes ☐ No	
Section 6: Construction Permit Determination	☑ Yes ☐ No	
Table 6-A: Source-Elected Throughput Limits and Emission Control Requirements	☑ Yes ☐ No	
Table 6-B: Source-Elected Emission Limits	☑ Yes ☐ No	
Table 6-C: Source-Elected Emission Limits for PSD Pollutants	☑ Yes ☐ No	
Table 7-A: Facility-Wide APTE – Regulated Air Pollutant Emissions	☑ Yes ☐ No	
Table 7-B: Facility-Wide APTE – VOC Emissions from VOC-Containing Materials	☑ Yes ☐ No	

APPLICATION COMPLETENESS CHECKLIST

Table 7-C: Facility-Wide APTE – HAP Emissions from HAP-Containing Materials	☑ **Yes** ☐ **No**	
Table 7-D: New/Modified/Reconstructed Emission Units APTE – PSD-Specific Pollutant Emissions	☑ **Yes** ☐ **No**	
Table 7-E: Actual Potential to Emit and Construction Permit Thresholds	☑ **Yes** ☐ **No**	
Section 8: Applicable Rules And Requirements	☑ **Yes** ☐ **No**	
Section 9: Compliance Plan	☐ **Yes** ☑ **No**	The proposed facility will be a new stationary air emission source and is expected to operate in compliance with all applicable air quality requirements.
Table 9-A: Compliance Schedule	☐ **Yes** ☑ **No**	The proposed facility will be a new stationary air emission source and is expected to operate in compliance with all applicable air quality requirements.

September 14, 2023

Gary Bergstrom, Air Quality Program Supervisor
Lincoln Lancaster County Health Department
3131 O Street
Lincoln, NE 68510

RE: Addendum to Air Quality Construction Permit Application – PUBLIC Version
Agate, LLC

Dear Mr. Bergstrom:

On behalf of Agate, LLC, Olsson is submitting an addendum to the air quality construction permit application received by the Lincoln Lancaster County Health Department on March 27, 2023. Agate, LLC is proposing to construct and operate ten additional cooling towers. Each proposed cooling tower will have the same water throughput capacity as each individual cooling tower identified in the March 27, 2023 air quality construction permit application. An updated air construction permit application is enclosed to include the additional 10 cooling towers.

In addition, the make and model for the 2750 ekW engines has been determined by Agate, LLC. Emissions rate data for the 2750 ekW engines has therefore been updated to reflect the emissions data given in the engines' manufacturer specification sheet. Updated emissions calculations and a confidential copy of the specification sheets for both the 1750 ekW and 2750 ekW engines are enclosed with the confidential version of this addendum, submitted concurrently. The updated construction permit application reflects the updated emissions data for the 2750 ekW engines.

On behalf of Agate, LLC, you may contact me regarding this information at 531-365-4609 or at nsteinke@olsson.com.

Sincerely,

Nick Steinke

Nick Steinke, PE

Enclosures:
Air Quality Construction Permit Application Addendum
Maximum Potential to Emit Calculations
Actual Emissions Calculations

601 P Street / Suite 200 / Lincoln, NE 68508
O 402.474.6311 / **olsson.com**

Air Quality Construction Permit Application Form

Lincoln-Lancaster County Health Department
Environmental Public Health Division - Air Quality Program
Lincoln, NE 68510
ph: (402) 441-8040 fax: (402) 441-3890
http://www.lincoln.ne.gov/city/health/environ/air.htm

Purpose of Application:

- ☑ Initial Construction Permit
- ☐ Construction Permit Modification
- ☐ Establish Facility-Wide Limits
- ☑ Revise Previously Submitted Application

SECTION 1: ADMINISTRATIVE INFORMATION AND RESPONSIBLE OFFICIAL CERTIFICATION

Part A: Company Information

Company Name:	Agate, LLC				
Company Address:	251 Little Falls Drive				
Company City:	Wilmington	**Company State:**	Delaware	**Company ZIP:**	19808
Is the business incorporated?	☑ Yes ☐ No	**If so, name the state where incorporated:**	Delaware		

Part B: General Facility Information

Facility Name:	Agate				
LLCHD Facility ID #:	Unknown				
Facility Physical Address:	SW 1/4 of Section 20, Township 11N, Range 7E				
Facility City:	Lincoln	**Facility State:**	Nebraska	**Facility ZIP:**	68514
Facility NAICS Code(s):	518210	Data Processing, Hosting, and Related Services			
Is the facility located within 50 miles of another state?	☑ Yes ☐ No	**If so, which state(s)?**	☑ Iowa ☐ Kansas ☐ Missouri		
Is the facility located on leased property?	☐ Yes ☑ No				

Part C: Contact Information

Facility Contact Person:	Joel Templeman		
Facility Contact Person Title or Responsibility:	Authorized Signatory		
Phone Number:	(515) 243-8157	**E-Mail:**	jtempleman@lolaw.com
Alternate Phone Number: *(optional)*		**Fax Number:** *(optional)*	
Who is the primary contact for questions regarding this application?	☐ Facility Contact Person ☑ Other	**If other, provide the following information:**	
Primary Contact Person:	Tim Plander		
Primary Contact Person Company: (if different)	Olsson		
Phone Number:	(402) 310-5685	**E-Mail:**	tplander@olsson.com
Alternate Phone Number: (optional)		**Fax Number: (optional)**	

SECTION 1: ADMINISTRATIVE INFORMATION AND RESPONSIBLE OFFICIAL CERTIFICATION

Part D: Permit Information

Does this facility currently hold an operating permit issued by the LLCHD?	☐ **Yes**	☑ **No**
Does this facility currently hold one or more construction permits issued by the LLCHD?	☐ **Yes**	☑ **No**
If you know what type of permit you are applying for, check the appropriate box:	☐ **PSD Construction Permit** ☑ **Non-PSD (Minor NSR) Permit**	☐ **PSD Avoidance Permit** ☐ **I do not know permit type.**

Part E: Responsible Official Certification

Compliance Certification ☑ **Agree** ☐ **Disagree**	I hereby certify that, based on information and belief formed after reasonable inquiry, the facility that emits air pollutants, which is identified in this application and that is subject to the applicable requirements identified in Section 9: 1. Is in compliance with all applicable requirements, except as described in Section 9; 2. Will continue to comply with all applicable requirements for which compliance has been achieved; and, 3. Will comply with all applicable requirements for which compliance is not currently achieved
Truth and Accuracy Certification ☑ **Agree** ☐ **Disagree**	I certify under penalty of law that, based on information and belief formed after reasonable inquiry, the statements and information contained in this Air Quality Construction Permit application are true, complete, and accurate. I certify that all hard copies of this application are identical in content.
Electronic Copy Certification ☑ **Agree** ☐ **Disagree** ☐ **Not Applicable**	I certify under penalty of law that, based on information and belief formed after reasonable inquiry, the statements and information contained in the electronic copy of the Air Quality Construction Permit application are identical in content to the hard copy submittal.
Citizenship Attestation ☑ **Agree** ☐ **Disagree**	For the purpose of complying with Neb. Rev. Stat. §§4-108 through 4-114, I attest as follows *(check one)*: ☑ **I am a citizen of the United States.** OR ☐ **I am a qualified alien under the federal Immigration and Nationality Act, and will provide my immigration status, alien number, and USCIS documentation upon request.** I hereby attest that my responses and the information provided on this form and any related application for public benefits are true, complete, and accurate, and I understand that this information may be used to verify my lawful presence in the United States.
Responsible Official Name: (printed or typed)	
Responsible Official Title:	
Responsible Official Signature:	**Signature not required, updating previously submitted application.**
Date:	

SECTION 2: DETAILED SOURCE INFORMATION

Part A: Operating Schedule

Is this source operated seasonally, or year-round?	☐ **Seasonal** ☑ **Year-Round**	
Provide the normal operating schedule:	**Hours per Day:**	**24**
	Days per Week:	**7**
	Weeks per Year:	**52**
Does the source operate under an alternative schedule on a regular basis?	☐ **Yes** ☑ **No**	

Part B: New Process Description

On separate sheet(s) of paper, provide a detailed narrative description of the process or equipmen you are planning to construct/reconstruct/modify. Explain the stages in each process that may result in the discharge of an air pollutant. Include all emission points, emission units, pollution control equipment, and identification numbers. The narrative should complement the facility layout and process flow diagrams.

Is a New Process Description attached to your application?	☑ **Yes** ☐ **No**	

Part C: Process Layout Diagram

On a separate sheet(s) of paper, provide a detailed diagram or drawing that includes all processes and/or equipment identified in this application. Make sure all elements in the drawing are properly identified, drawn to scale, and consistent with other sections of this application. The diagram should show the location of all new/modified buildings, structures, stacks, and property boundaries. Fences or other public access restrictions should be shown or identified and described. Be sure to identify adjacent roads and include a north arrow. Include an effective date for the diagram.

Is a Process Layout Diagram included with your application?	☑ **Yes** ☐ **No**	

Part D: Facility Description

On separate sheet(s) of paper, provide a brief narrative description of the facility. Explain the stages in each process that may result in the discharge of an air pollutant. Include all emission points, emission units, pollution control equipment, and identification numbers. The narrative should complement the facility layout and process flow diagrams.

Is a Facility Description included with your application?	☑ **Yes** ☐ **No**	

SECTION 2: DETAILED SOURCE INFORMATION

Part E: Emission Calculations

Indicate which method(s) will be used to calculate emissions: (check all that apply)

☑ **AP-42 or WebFIRE Emission Factors**	
☐ **Emission Factors from Stack Testing ***	
☐ **Material Mass-Balance Calculations ***	
☑ **Other** (specify >>>>) *	Representative Equipment Specification Sheets
☐ **Other** (specify >>>>) *	
☐ **Other** (specify >>>>) *	

If using emission factors or calculation methods other than those provided in AP-42 or WebFIRE, attach a copy of any alternate emission factors (including stack test results) and/or emission calculations as an attachment to this application.

Indicate how material and/or fuel use will be substantiated:

☐ **Material / Fuel Supplier Record(s)**	
☑ **Material / Fuel Use Logbook(s)**	
☐ **Receiving / Load-Out Scale Tickets**	
☐ **Other** (specify >>>>)	
☐ **Other** (specify >>>>)	
☐ **Other** (specify >>>>)	

SECTION 3 – EMISSION UNIT SUMMARY

Table 3-A: New/Modified/Reconstructed Emission Unit Identification

Emission Unit #		Source Classification Code # (SCC)	Emission Point Description	Emission Segment Description
Point #	Segment #			
EPB1G1	1	2-01-001-02	2750 kW Tier 2 Diesel Emergency Engine	Diesel
EPB1G2	1	2-01-001-02	2750 kW Tier 2 Diesel Emergency Engine	Diesel
EPB1G3	1	2-01-001-02	2750 kW Tier 2 Diesel Emergency Engine	Diesel
EPB1G4	1	2-01-001-02	2750 kW Tier 2 Diesel Emergency Engine	Diesel
EPB1G5	1	2-01-001-02	2750 kW Tier 2 Diesel Emergency Engine	Diesel
EPB1G6	1	2-01-001-02	2750 kW Tier 2 Diesel Emergency Engine	Diesel
EPB1G7	1	2-01-001-02	2750 kW Tier 2 Diesel Emergency Engine	Diesel
EPB1G8	1	2-01-001-02	2750 kW Tier 2 Diesel Emergency Engine	Diesel
EPB1G9	1	2-01-001-02	2750 kW Tier 2 Diesel Emergency Engine	Diesel
EPB1G10	1	2-01-001-02	2750 kW Tier 2 Diesel Emergency Engine	Diesel
EPB1G11	1	2-01-001-02	2750 kW Tier 2 Diesel Emergency Engine	Diesel
EPB1G12	1	2-01-001-02	2750 kW Tier 2 Diesel Emergency Engine	Diesel
EPB1G13	1	2-01-001-02	2750 kW Tier 2 Diesel Emergency Engine	Diesel
EPB1G14	1	2-01-001-02	2750 kW Tier 2 Diesel Emergency Engine	Diesel
EPB1G15	1	2-01-001-02	2750 kW Tier 2 Diesel Emergency Engine	Diesel
EPB1G16	1	2-01-001-02	2750 kW Tier 2 Diesel Emergency Engine	Diesel
EPB1G17	1	2-01-001-02	2750 kW Tier 2 Diesel Emergency Engine	Diesel
EPB1G18	1	2-01-001-02	2750 kW Tier 2 Diesel Emergency Engine	Diesel
EPB1G19	1	2-01-001-02	2750 kW Tier 2 Diesel Emergency Engine	Diesel
EPB1G20	1	2-01-001-02	2750 kW Tier 2 Diesel Emergency Engine	Diesel
EPB1G21	1	2-01-001-02	2750 kW Tier 2 Diesel Emergency Engine	Diesel
EPB1G22	1	2-01-001-02	2750 kW Tier 2 Diesel Emergency Engine	Diesel
EPB1G23	1	2-01-001-02	2750 kW Tier 2 Diesel Emergency Engine	Diesel
EPB1G24	1	2-01-001-02	2750 kW Tier 2 Diesel Emergency Engine	Diesel
EPB1G25	1	2-01-001-02	2750 kW Tier 2 Diesel Emergency Engine	Diesel
EPB1G26	1	2-01-001-02	2750 kW Tier 2 Diesel Emergency Engine	Diesel
EPB1G27	1	2-01-001-02	2750 kW Tier 2 Diesel Emergency Engine	Diesel
EPB1G28	1	2-01-001-02	2750 kW Tier 2 Diesel Emergency Engine	Diesel
EPB1G29	1	2-01-001-02	2750 kW Tier 2 Diesel Emergency Engine	Diesel
EPB1G30	1	2-01-001-02	2750 kW Tier 2 Diesel Emergency Engine	Diesel
EPB1G31	1	2-01-001-02	2750 kW Tier 2 Diesel Emergency Engine	Diesel
EPB1G32	1	2-01-001-02	2750 kW Tier 2 Diesel Emergency Engine	Diesel
EPB1G33	1	2-01-001-02	2750 kW Tier 2 Diesel Emergency Engine	Diesel

SECTION 3 – EMISSION UNIT SUMMARY

Table 3-A: New/Modified/Reconstructed Emission Unit Identification

Emission Unit #		Source Classification Code # (SCC)	Emission Point Description	Emission Segment Description
Point #	Segment #			
EPB1G34	1	2-01-001-02	2750 kW Tier 2 Diesel Emergency Engine	Diesel
EPB1CG1	1	2-01-001-02	1750 kW Tier 2 Diesel Emergency Engine	Diesel
EPB1CG2	1	2-01-001-02	1750 kW Tier 2 Diesel Emergency Engine	Diesel
EPB1CG3	1	2-01-001-02	1750 kW Tier 2 Diesel Emergency Engine	Diesel
EPB1CG4	1	2-01-001-02	1750 kW Tier 2 Diesel Emergency Engine	Diesel
EPB1CG5	1	2-01-001-02	1750 kW Tier 2 Diesel Emergency Engine	Diesel
EPB1CG6	1	2-01-001-02	1750 kW Tier 2 Diesel Emergency Engine	Diesel
EPB1CG7	1	2-01-001-02	1750 kW Tier 2 Diesel Emergency Engine	Diesel
EPB1LTG1	1	2-01-001-02	1750 kW Tier 2 Diesel Emergency Engine	Diesel
EPB1LTG2	1	2-01-001-02	1750 kW Tier 2 Diesel Emergency Engine	Diesel
EPB1LTG3	1	2-01-001-02	1750 kW Tier 2 Diesel Emergency Engine	Diesel
EPB2G1	1	2-01-001-02	2750 kW Tier 2 Diesel Emergency Engine	Diesel
EPB2G2	1	2-01-001-02	2750 kW Tier 2 Diesel Emergency Engine	Diesel
EPB2G3	1	2-01-001-02	2750 kW Tier 2 Diesel Emergency Engine	Diesel
EPB2G4	1	2-01-001-02	2750 kW Tier 2 Diesel Emergency Engine	Diesel
EPB2G5	1	2-01-001-02	2750 kW Tier 2 Diesel Emergency Engine	Diesel
EPB2G6	1	2-01-001-02	2750 kW Tier 2 Diesel Emergency Engine	Diesel
EPB2G7	1	2-01-001-02	2750 kW Tier 2 Diesel Emergency Engine	Diesel
EPB2G8	1	2-01-001-02	2750 kW Tier 2 Diesel Emergency Engine	Diesel
EPB2G9	1	2-01-001-02	2750 kW Tier 2 Diesel Emergency Engine	Diesel
EPB2G10	1	2-01-001-02	2750 kW Tier 2 Diesel Emergency Engine	Diesel
EPB2G11	1	2-01-001-02	2750 kW Tier 2 Diesel Emergency Engine	Diesel
EPB2G12	1	2-01-001-02	2750 kW Tier 2 Diesel Emergency Engine	Diesel
EPB2G13	1	2-01-001-02	2750 kW Tier 2 Diesel Emergency Engine	Diesel
EPB2G14	1	2-01-001-02	2750 kW Tier 2 Diesel Emergency Engine	Diesel
EPB2G15	1	2-01-001-02	2750 kW Tier 2 Diesel Emergency Engine	Diesel
EPB2G16	1	2-01-001-02	2750 kW Tier 2 Diesel Emergency Engine	Diesel
EPB2G17	1	2-01-001-02	2750 kW Tier 2 Diesel Emergency Engine	Diesel
EPB2G18	1	2-01-001-02	2750 kW Tier 2 Diesel Emergency Engine	Diesel
EPB2G19	1	2-01-001-02	2750 kW Tier 2 Diesel Emergency Engine	Diesel
EPB2G20	1	2-01-001-02	2750 kW Tier 2 Diesel Emergency Engine	Diesel
EPB2G21	1	2-01-001-02	2750 kW Tier 2 Diesel Emergency Engine	Diesel
EPB2G22	1	2-01-001-02	2750 kW Tier 2 Diesel Emergency Engine	Diesel

SECTION 3 – EMISSION UNIT SUMMARY

Table 3-A: New/Modified/Reconstructed Emission Unit Identification

Emission Unit #		Source Classification Code # (SCC)	Emission Point Description	Emission Segment Description
Point #	Segment #			
EPB2G23	1	2-01-001-02	2750 kW Tier 2 Diesel Emergency Engine	Diesel
EPB2G24	1	2-01-001-02	2750 kW Tier 2 Diesel Emergency Engine	Diesel
EPB2G25	1	2-01-001-02	2750 kW Tier 2 Diesel Emergency Engine	Diesel
EPB2G26	1	2-01-001-02	2750 kW Tier 2 Diesel Emergency Engine	Diesel
EPB2G27	1	2-01-001-02	2750 kW Tier 2 Diesel Emergency Engine	Diesel
EPB2G28	1	2-01-001-02	2750 kW Tier 2 Diesel Emergency Engine	Diesel
EPB2G29	1	2-01-001-02	2750 kW Tier 2 Diesel Emergency Engine	Diesel
EPB2G30	1	2-01-001-02	2750 kW Tier 2 Diesel Emergency Engine	Diesel
EPB2G31	1	2-01-001-02	2750 kW Tier 2 Diesel Emergency Engine	Diesel
EPB2G32	1	2-01-001-02	2750 kW Tier 2 Diesel Emergency Engine	Diesel
EPB2G33	1	2-01-001-02	2750 kW Tier 2 Diesel Emergency Engine	Diesel
EPB2G34	1	2-01-001-02	2750 kW Tier 2 Diesel Emergency Engine	Diesel
EPB2CG1	1	2-01-001-02	1750 kW Tier 2 Diesel Emergency Engine	Diesel
EPB2CG2	1	2-01-001-02	1750 kW Tier 2 Diesel Emergency Engine	Diesel
EPB2CG3	1	2-01-001-02	1750 kW Tier 2 Diesel Emergency Engine	Diesel
EPB2CG4	1	2-01-001-02	1750 kW Tier 2 Diesel Emergency Engine	Diesel
EPB2CG5	1	2-01-001-02	1750 kW Tier 2 Diesel Emergency Engine	Diesel
EPB2CG6	1	2-01-001-02	1750 kW Tier 2 Diesel Emergency Engine	Diesel
EPB2CG7	1	2-01-001-02	1750 kW Tier 2 Diesel Emergency Engine	Diesel
EPB2LTG1	1	2-01-001-02	1750 kW Tier 2 Diesel Emergency Engine	Diesel
EPB2LTG2	1	2-01-001-02	1750 kW Tier 2 Diesel Emergency Engine	Diesel
EPB2LTG3	1	2-01-001-02	1750 kW Tier 2 Diesel Emergency Engine	Diesel
EPFP	1	2-01-001-02	350 kW Tier 2 Diesel Fire Pump Engine	Diesel
EPGH	1	2-01-001-02	500 kW Tier 2 Diesel Guard House Engine	Diesel
B1CT1	1	3-85-001-01	5,160 gallon-per-minute Cooling Tower	Cooling Tower
B1CT2	1	3-85-001-01	5,160 gallon-per-minute Cooling Tower	Cooling Tower
B1CT3	1	3-85-001-01	5,160 gallon-per-minute Cooling Tower	Cooling Tower
B1CT4	1	3-85-001-01	5,160 gallon-per-minute Cooling Tower	Cooling Tower
B1CT5	1	3-85-001-01	5,160 gallon-per-minute Cooling Tower	Cooling Tower
B1CT6	1	3-85-001-01	5,160 gallon-per-minute Cooling Tower	Cooling Tower
B1CT7	1	3-85-001-01	5,160 gallon-per-minute Cooling Tower	Cooling Tower
B1CT8	1	3-85-001-01	5,160 gallon-per-minute Cooling Tower	Cooling Tower
B1CT9	1	3-85-001-01	5,160 gallon-per-minute Cooling Tower	Cooling Tower

SECTION 3 – EMISSION UNIT SUMMARY

Table 3-A: New/Modified/Reconstructed Emission Unit Identification

Emission Unit #		Source Classification Code # (SCC)	Emission Point Description	Emission Segment Description
Point #	Segment #			
B1CT10	1	3-85-001-01	5,160 gallon-per-minute Cooling Tower	Cooling Tower
B1CT11	1	3-85-001-01	5,160 gallon-per-minute Cooling Tower	Cooling Tower
B1CT12	1	3-85-001-01	5,160 gallon-per-minute Cooling Tower	Cooling Tower
B2CT1	1	3-85-001-01	5,160 gallon-per-minute Cooling Tower	Cooling Tower
B2CT2	1	3-85-001-01	5,160 gallon-per-minute Cooling Tower	Cooling Tower
B2CT3	1	3-85-001-01	5,160 gallon-per-minute Cooling Tower	Cooling Tower
B2CT4	1	3-85-001-01	5,160 gallon-per-minute Cooling Tower	Cooling Tower
B2CT5	1	3-85-001-01	5,160 gallon-per-minute Cooling Tower	Cooling Tower
B2CT6	1	3-85-001-01	5,160 gallon-per-minute Cooling Tower	Cooling Tower
B2CT7	1	3-85-001-01	5,160 gallon-per-minute Cooling Tower	Cooling Tower
B2CT8	1	3-85-001-01	5,160 gallon-per-minute Cooling Tower	Cooling Tower
B2CT9	1	3-85-001-01	5,160 gallon-per-minute Cooling Tower	Cooling Tower
B2CT10	1	3-85-001-01	5,160 gallon-per-minute Cooling Tower	Cooling Tower
B2CT11	1	3-85-001-01	5,160 gallon-per-minute Cooling Tower	Cooling Tower
B2CT12	1	3-85-001-01	5,160 gallon-per-minute Cooling Tower	Cooling Tower
TANKS	1	3-90-900-04	Ninety 5,255-Gallon Diesel Storage Tanks	Diesel

SECTION 3 – EMISSION UNIT SUMMARY

Table 3-B: New/Modified/Reconstructed Stack / Release Point Information

** Stack information not required for fugitive sources.*

Emission Unit #	Associated Emission Unit	Latitude (decimal deg.)	Longitude (decimal deg.)	Elevation (feet a.s.l.)	Stack Height (feet)	Stack Inside Diameter (feet)	Exhaust Temp. (°F)	Exhaust Exit Velocity (feet/sec)	Exhaust Flow Rate (cu. feet/sec)	Vertical, Horizontal, or Fugitive	Raincap Present?
EPB1G1-1	2750 kW Tier 2 Diesel Eme...	40.906262	-96.650304	1,217.00	20.00	2.00	824.00	111.29	349.62	Vertical	No
EPB1G2-1	2750 kW Tier 2 Diesel Eme...	40.906263	-96.650380	1,217.00	20.00	2.00	824.00	111.29	349.62	Vertical	No
EPB1G3-1	2750 kW Tier 2 Diesel Eme...	40.906263	-96.650478	1,217.00	20.00	2.00	824.00	111.29	349.62	Vertical	No
EPB1G4-1	2750 kW Tier 2 Diesel Eme...	40.906264	-96.650554	1,217.00	20.00	2.00	824.00	111.29	349.62	Vertical	No
EPB1G5-1	2750 kW Tier 2 Diesel Eme...	40.906265	-96.650651	1,217.00	20.00	2.00	824.00	111.29	349.62	Vertical	No
EPB1G6-1	2750 kW Tier 2 Diesel Eme...	40.906266	-96.650727	1,217.00	20.00	2.00	824.00	111.29	349.62	Vertical	No
EPB1G7-1	2750 kW Tier 2 Diesel Eme...	40.906267	-96.650825	1,217.00	20.00	2.00	824.00	111.29	349.62	Vertical	No
EPB1G8-1	2750 kW Tier 2 Diesel Eme...	40.906268	-96.650998	1,217.00	20.00	2.00	824.00	111.29	349.62	Vertical	No
EPB1G9-1	2750 kW Tier 2 Diesel Eme...	40.906269	-96.651096	1,217.00	20.00	2.00	824.00	111.29	349.62	Vertical	No
EPB1G10-1	2750 kW Tier 2 Diesel Eme...	40.906270	-96.651172	1,217.00	20.00	2.00	824.00	111.29	349.62	Vertical	No
EPB1G11-1	2750 kW Tier 2 Diesel Eme...	40.906271	-96.651270	1,217.00	20.00	2.00	824.00	111.29	349.62	Vertical	No
EPB1G12-1	2750 kW Tier 2 Diesel Eme...	40.906271	-96.651346	1,217.00	20.00	2.00	824.00	111.29	349.62	Vertical	No
EPB1G13-1	2750 kW Tier 2 Diesel Eme...	40.906272	-96.651443	1,217.00	20.00	2.00	824.00	111.29	349.62	Vertical	No
EPB1G14-1	2750 kW Tier 2 Diesel Eme...	40.906273	-96.651519	1,217.00	20.00	2.00	824.00	111.29	349.62	Vertical	No
EPB1G15-1	2750 kW Tier 2 Diesel Eme...	40.906274	-96.651617	1,217.00	20.00	2.00	824.00	111.29	349.62	Vertical	No
EPB1G16-1	2750 kW Tier 2 Diesel Eme...	40.906274	-96.651693	1,217.00	20.00	2.00	824.00	111.29	349.62	Vertical	No
EPB1G17-1	2750 kW Tier 2 Diesel Eme...	40.906275	-96.651794	1,217.00	20.00	2.00	824.00	111.29	349.62	Vertical	No
EPB1G18-1	2750 kW Tier 2 Diesel Eme...	40.906276	-96.651870	1,217.00	20.00	2.00	824.00	111.29	349.62	Vertical	No
EPB1G19-1	2750 kW Tier 2 Diesel Eme...	40.906277	-96.651968	1,217.00	20.00	2.00	824.00	111.29	349.62	Vertical	No
EPB1G20-1	2750 kW Tier 2 Diesel Eme...	40.906277	-96.652044	1,217.00	20.00	2.00	824.00	111.29	349.62	Vertical	No
EPB1G21-1	2750 kW Tier 2 Diesel Eme...	40.906278	-96.652142	1,217.00	20.00	2.00	824.00	111.29	349.62	Vertical	No
EPB1G22-1	2750 kW Tier 2 Diesel Eme...	40.906280	-96.652315	1,217.00	20.00	2.00	824.00	111.29	349.62	Vertical	No
EPB1G23-1	2750 kW Tier 2 Diesel Eme...	40.906281	-96.652413	1,217.00	20.00	2.00	824.00	111.29	349.62	Vertical	No
EPB1G24-1	2750 kW Tier 2 Diesel Eme...	40.906281	-96.652489	1,217.00	20.00	2.00	824.00	111.29	349.62	Vertical	No
EPB1G25-1	2750 kW Tier 2 Diesel Eme...	40.906282	-96.652586	1,217.00	20.00	2.00	824.00	111.29	349.62	Vertical	No
EPB1G26-1	2750 kW Tier 2 Diesel Eme...	40.906283	-96.652662	1,217.00	20.00	2.00	824.00	111.29	349.62	Vertical	No
EPB1G27-1	2750 kW Tier 2 Diesel Eme...	40.906284	-96.652760	1,217.00	20.00	2.00	824.00	111.29	349.62	Vertical	No
EPB1G28-1	2750 kW Tier 2 Diesel Eme...	40.906285	-96.652872	1,217.00	20.00	2.00	824.00	111.29	349.62	Vertical	No
EPB1G29-1	2750 kW Tier 2 Diesel Eme...	40.906286	-96.652970	1,217.00	20.00	2.00	824.00	111.29	349.62	Vertical	No
EPB1G30-1	2750 kW Tier 2 Diesel Eme...	40.906286	-96.653046	1,217.00	20.00	2.00	824.00	111.29	349.62	Vertical	No
EPB1G31-1	2750 kW Tier 2 Diesel Eme...	40.906287	-96.653143	1,217.00	20.00	2.00	824.00	111.29	349.62	Vertical	No
EPB1G32-1	2750 kW Tier 2 Diesel Eme...	40.906288	-96.653219	1,217.00	20.00	2.00	824.00	111.29	349.62	Vertical	No

SECTION 3 – EMISSION UNIT SUMMARY

Table 3-B: New/Modified/Reconstructed Stack / Release Point Information

** Stack information not required for fugitive sources.*

Emission Unit #	Associated Emission Unit	Latitude (decimal deg.)	Longitude (decimal deg.)	Elevation (feet a.s.l.)	Stack Height (feet)	Stack Inside Diameter (feet)	Exhaust Temp. (°F)	Exhaust Exit Velocity (feet/sec)	Exhaust Flow Rate (cu. feet/sec)	Vertical, Horizontal, or Fugitive	Raincap Present?
EPB1G33-1	2750 kW Tier 2 Diesel Eme...	40.906289	-96.653317	1,217.00	20.00	2.00	824.00	111.29	349.62	Vertical	No
EPB1G34-1	2750 kW Tier 2 Diesel Eme...	40.906289	-96.653393	1,217.00	20.00	2.00	824.00	111.29	349.62	Vertical	No
EPB1CG1-1	1750 kW Tier 2 Diesel Eme...	40.904259	-96.650632	1,217.00	20.00	2.00	869.00	68.57	215.42	Vertical	No
EPB1CG2-1	1750 kW Tier 2 Diesel Eme...	40.904260	-96.650835	1,217.00	20.00	2.00	869.00	68.57	215.42	Vertical	No
EPB1CG3-1	1750 kW Tier 2 Diesel Eme...	40.904262	-96.651039	1,217.00	20.00	2.00	869.00	68.57	215.42	Vertical	No
EPB1CG4-1	1750 kW Tier 2 Diesel Eme...	40.904264	-96.651242	1,217.00	20.00	2.00	869.00	68.57	215.42	Vertical	No
EPB1CG5-1	1750 kW Tier 2 Diesel Eme...	40.904267	-96.651595	1,217.00	20.00	2.00	869.00	68.57	215.42	Vertical	No
EPB1CG6-1	1750 kW Tier 2 Diesel Eme...	40.904269	-96.651799	1,217.00	20.00	2.00	869.00	68.57	215.42	Vertical	No
EPB1CG7-1	1750 kW Tier 2 Diesel Eme...	40.904271	-96.652002	1,217.00	20.00	2.00	869.00	68.57	215.42	Vertical	No
EPB1LTG1-1	1750 kW Tier 2 Diesel Eme...	40.904276	-96.652610	1,217.00	20.00	1.50	806.00	90.00	159.05	Vertical	No
EPB1LTG2-1	1750 kW Tier 2 Diesel Eme...	40.904278	-96.652813	1,217.00	20.00	1.50	806.00	90.00	159.05	Vertical	No
EPB1LTG3-1	1750 kW Tier 2 Diesel Eme...	40.904280	-96.653016	1,217.00	20.00	1.50	806.00	90.00	159.05	Vertical	No
EPB2G1-1	2750 kW Tier 2 Diesel Eme...	40.906294	-96.653923	1,217.00	20.00	2.00	824.00	111.29	349.62	Vertical	No
EPB2G2-1	2750 kW Tier 2 Diesel Eme...	40.906295	-96.653999	1,217.00	20.00	2.00	824.00	111.29	349.62	Vertical	No
EPB2G3-1	2750 kW Tier 2 Diesel Eme...	40.906296	-96.654096	1,217.00	20.00	2.00	824.00	111.29	349.62	Vertical	No
EPB2G4-1	2750 kW Tier 2 Diesel Eme...	40.906296	-96.654172	1,217.00	20.00	2.00	824.00	111.29	349.62	Vertical	No
EPB2G5-1	2750 kW Tier 2 Diesel Eme...	40.906297	-96.654270	1,217.00	20.00	2.00	824.00	111.29	349.62	Vertical	No
EPB2G6-1	2750 kW Tier 2 Diesel Eme...	40.906298	-96.654346	1,217.00	20.00	2.00	824.00	111.29	349.62	Vertical	No
EPB2G7-1	2750 kW Tier 2 Diesel Eme...	40.906299	-96.654444	1,217.00	20.00	2.00	824.00	111.29	349.62	Vertical	No
EPB2G8-1	2750 kW Tier 2 Diesel Eme...	40.906300	-96.654617	1,217.00	20.00	2.00	824.00	111.29	349.62	Vertical	No
EPB2G9-1	2750 kW Tier 2 Diesel Eme...	40.906301	-96.654715	1,217.00	20.00	2.00	824.00	111.29	349.62	Vertical	No
EPB2G10-1	2750 kW Tier 2 Diesel Eme...	40.906302	-96.654791	1,217.00	20.00	2.00	824.00	111.29	349.62	Vertical	No
EPB2G11-1	2750 kW Tier 2 Diesel Eme...	40.906303	-96.654888	1,217.00	20.00	2.00	824.00	111.29	349.62	Vertical	No
EPB2G12-1	2750 kW Tier 2 Diesel Eme...	40.906303	-96.654964	1,217.00	20.00	2.00	824.00	111.29	349.62	Vertical	No
EPB2G13-1	2750 kW Tier 2 Diesel Eme...	40.906304	-96.655062	1,217.00	20.00	2.00	824.00	111.29	349.62	Vertical	No
EPB2G14-1	2750 kW Tier 2 Diesel Eme...	40.906305	-96.655138	1,217.00	20.00	2.00	824.00	111.29	349.62	Vertical	No
EPB2G15-1	2750 kW Tier 2 Diesel Eme...	40.906306	-96.655236	1,217.00	20.00	2.00	824.00	111.29	349.62	Vertical	No
EPB2G16-1	2750 kW Tier 2 Diesel Eme...	40.906306	-96.655312	1,217.00	20.00	2.00	824.00	111.29	349.62	Vertical	No
EPB2G17-1	2750 kW Tier 2 Diesel Eme...	40.906307	-96.655413	1,217.00	20.00	2.00	824.00	111.29	349.62	Vertical	No
EPB2G18-1	2750 kW Tier 2 Diesel Eme...	40.906308	-96.655489	1,217.00	20.00	2.00	824.00	111.29	349.62	Vertical	No
EPB2G19-1	2750 kW Tier 2 Diesel Eme...	40.906309	-96.655587	1,217.00	20.00	2.00	824.00	111.29	349.62	Vertical	No
EPB2G20-1	2750 kW Tier 2 Diesel Eme...	40.906310	-96.655663	1,217.00	20.00	2.00	824.00	111.29	349.62	Vertical	No

SECTION 3 – EMISSION UNIT SUMMARY

Table 3-B: New/Modified/Reconstructed Stack / Release Point Information

** Stack information not required for fugitive sources.*

Emission Unit #	Associated Emission Unit	Latitude (decimal deg.)	Longitude (decimal deg.)	Elevation (feet a.s.l.)	Stack Height (feet)	Stack Inside Diameter (feet)	Exhaust Temp. (°F)	Exhaust Exit Velocity (feet/sec)	Exhaust Flow Rate (cu. feet/sec)	Vertical, Horizontal, or Fugitive	Raincap Present?
EPB2G21-1	2750 kW Tier 2 Diesel Eme…	40.906310	-96.655760	1,217.00	20.00	2.00	824.00	111.29	349.62	Vertical	No
EPB2G22-1	2750 kW Tier 2 Diesel Eme…	40.906312	-96.655934	1,217.00	20.00	2.00	824.00	111.29	349.62	Vertical	No
EPB2G23-1	2750 kW Tier 2 Diesel Eme…	40.906313	-96.656032	1,217.00	20.00	2.00	824.00	111.29	349.62	Vertical	No
EPB2G24-1	2750 kW Tier 2 Diesel Eme…	40.906314	-96.656107	1,217.00	20.00	2.00	824.00	111.29	349.62	Vertical	No
EPB2G25-1	2750 kW Tier 2 Diesel Eme…	40.906314	-96.656205	1,217.00	20.00	2.00	824.00	111.29	349.62	Vertical	No
EPB2G26-1	2750 kW Tier 2 Diesel Eme…	40.906315	-96.656281	1,217.00	20.00	2.00	824.00	111.29	349.62	Vertical	No
EPB2G27-1	2750 kW Tier 2 Diesel Eme…	40.906316	-96.656379	1,217.00	20.00	2.00	824.00	111.29	349.62	Vertical	No
EPB2G28-1	2750 kW Tier 2 Diesel Eme…	40.906317	-96.656491	1,217.00	20.00	2.00	824.00	111.29	349.62	Vertical	No
EPB2G29-1	2750 kW Tier 2 Diesel Eme…	40.906318	-96.656589	1,217.00	20.00	2.00	824.00	111.29	349.62	Vertical	No
EPB2G30-1	2750 kW Tier 2 Diesel Eme…	40.906318	-96.656665	1,217.00	20.00	2.00	824.00	111.29	349.62	Vertical	No
EPB2G31-1	2750 kW Tier 2 Diesel Eme…	40.906319	-96.656762	1,217.00	20.00	2.00	824.00	111.29	349.62	Vertical	No
EPB2G32-1	2750 kW Tier 2 Diesel Eme…	40.906320	-96.656838	1,217.00	20.00	2.00	824.00	111.29	349.62	Vertical	No
EPB2G33-1	2750 kW Tier 2 Diesel Eme…	40.906321	-96.656936	1,217.00	20.00	2.00	824.00	111.29	349.62	Vertical	No
EPB2G34-1	2750 kW Tier 2 Diesel Eme…	40.906321	-96.657012	1,217.00	20.00	2.00	824.00	111.29	349.62	Vertical	No
EPB2CG1-1	1750 kW Tier 2 Diesel Eme…	40.904291	-96.654250	1,217.00	20.00	2.00	869.00	68.57	215.42	Vertical	No
EPB2CG2-1	1750 kW Tier 2 Diesel Eme…	40.904293	-96.654454	1,217.00	20.00	2.00	869.00	68.57	215.42	Vertical	No
EPB2CG3-1	1750 kW Tier 2 Diesel Eme…	40.904294	-96.654657	1,217.00	20.00	2.00	869.00	68.57	215.42	Vertical	No
EPB2CG4-1	1750 kW Tier 2 Diesel Eme…	40.904296	-96.654861	1,217.00	20.00	2.00	869.00	68.57	215.42	Vertical	No
EPB2CG5-1	1750 kW Tier 2 Diesel Eme…	40.904299	-96.655214	1,217.00	20.00	2.00	869.00	68.57	215.42	Vertical	No
EPB2CG6-1	1750 kW Tier 2 Diesel Eme…	40.904301	-96.655418	1,217.00	20.00	2.00	869.00	68.57	215.42	Vertical	No
EPB2CG7-1	1750 kW Tier 2 Diesel Eme…	40.904303	-96.655620	1,217.00	20.00	2.00	869.00	68.57	215.42	Vertical	No
EPB2LTG1-1	1750 kW Tier 2 Diesel Eme…	40.904308	-96.656229	1,217.00	20.00	1.50	806.00	90.00	159.05	Vertical	No
EPB2LTG2-1	1750 kW Tier 2 Diesel Eme…	40.904310	-96.656432	1,217.00	20.00	1.50	806.00	90.00	159.05	Vertical	No
EPB2LTG3-1	1750 kW Tier 2 Diesel Eme…	40.904312	-96.656635	1,217.00	20.00	1.50	806.00	90.00	159.05	Vertical	No
EPFP-1	350 kW Tier 2 Diesel Fire…	40.906846	-96.651238	1,216.00	13.00	0.33	830.03	146.93	12.57	Vertical	No
EPGH-1	500 kW Tier 2 Diesel Guar…	40.904288	-96.645621	1,217.00	10.00	1.00	824.00	53.96	42.38	Vertical	No
B1CT1-1	5,160 gallon-per-minute C…	40.904467	-96.650863	1,217.50	30.00	30.00	69.00	24.10	17,035.27	Vertical	No
B1CT2-1	5,160 gallon-per-minute C…	40.904468	-96.651044	1,217.50	30.00	30.00	69.00	24.10	17,035.27	Vertical	No
B1CT3-1	5,160 gallon-per-minute C…	40.904470	-96.651225	1,217.50	30.00	30.00	69.00	24.10	17,035.27	Vertical	No
B1CT4-1	5,160 gallon-per-minute C…	40.904471	-96.651406	1,217.50	30.00	30.00	69.00	24.10	17,035.27	Vertical	No
B1CT5-1	5,160 gallon-per-minute C…	40.904473	-96.651587	1,217.50	30.00	30.00	69.00	24.10	17,035.27	Vertical	No
B1CT6-1	5,160 gallon-per-minute C…	40.904475	-96.651768	1,217.50	30.00	30.00	69.00	24.10	17,035.27	Vertical	No

SECTION 3 – EMISSION UNIT SUMMARY

Table 3-B: New/Modified/Reconstructed Stack / Release Point Information

** Stack information not required for fugitive sources.*

Emission Unit #	Associated Emission Unit	Latitude (decimal deg.)	Longitude (decimal deg.)	Elevation (feet a.s.l.)	Stack Height (feet)	Stack Inside Diameter (feet)	Exhaust Temp. (°F)	Exhaust Exit Velocity (feet/sec)	Exhaust Flow Rate (cu. feet/sec)	Vertical, Horizontal, or Fugitive	Raincap Present?
B1CT7-1	5,160 gallon-per-minute C…	40.904476	-96.651949	1,217.50	30.00	30.00	69.00	24.10	17,035.27	Vertical	No
B1CT8-1	5,160 gallon-per-minute C…	40.904563	-96.653293	1,217.50	30.00	30.00	69.00	24.10	17,035.27	Vertical	No
B1CT9-1	5,160 gallon-per-minute C…	40.904559	-96.653104	1,217.50	30.00	30.00	69.00	24.10	17,035.27	Vertical	No
B1CT10-1	5,160 gallon-per-minute C…	40.904555	-96.652914	1,217.50	30.00	30.00	69.00	24.10	17,035.27	Vertical	No
B1CT11-1	5,160 gallon-per-minute C…	40.904551	-96.652724	1,217.50	30.00	30.00	69.00	24.10	17,035.27	Vertical	No
B1CT12-1	5,160 gallon-per-minute C…	40.904548	-96.652534	1,217.50	30.00	30.00	69.00	24.10	17,035.27	Vertical	No
B2CT1-1	5,160 gallon-per-minute C…	40.904499	-96.654483	1,217.50	30.00	30.00	69.00	24.10	17,035.27	Vertical	No
B2CT2-1	5,160 gallon-per-minute C…	40.904500	-96.654663	1,217.50	30.00	30.00	69.00	24.10	17,035.27	Vertical	No
B2CT3-1	5,160 gallon-per-minute C…	40.904502	-96.654844	1,217.50	30.00	30.00	69.00	24.10	17,035.27	Vertical	No
B2CT4-1	5,160 gallon-per-minute C…	40.904504	-96.655025	1,217.50	30.00	30.00	69.00	24.10	17,035.27	Vertical	No
B2CT5-1	5,160 gallon-per-minute C…	40.904505	-96.655206	1,217.50	30.00	30.00	69.00	24.10	17,035.27	Vertical	No
B2CT6-1	5,160 gallon-per-minute C…	40.904507	-96.655387	1,217.50	30.00	30.00	69.00	24.10	17,035.27	Vertical	No
B2CT7-1	5,160 gallon-per-minute C…	40.904508	-96.655568	1,217.50	30.00	30.00	69.00	24.10	17,035.27	Vertical	No
B2CT8-1	5,160 gallon-per-minute C…	40.904591	-96.656878	1,217.50	30.00	30.00	69.00	24.10	17,035.27	Vertical	No
B2CT9-1	5,160 gallon-per-minute C…	40.904587	-96.656688	1,217.50	30.00	30.00	69.00	24.10	17,035.27	Vertical	No
B2CT10-1	5,160 gallon-per-minute C…	40.904583	-96.656498	1,217.50	30.00	30.00	69.00	24.10	17,035.27	Vertical	No
B2CT11-1	5,160 gallon-per-minute C…	40.904579	-96.656308	1,217.50	30.00	30.00	69.00	24.10	17,035.27	Vertical	No
B2CT12-1	5,160 gallon-per-minute C…	40.904575	-96.656119	1,217.50	30.00	30.00	69.00	24.10	17,035.27	Vertical	No
TANKS-1	Ninety 5,255-Gallon Diese…									Fugitive	

SECTION 5 – MAXIMUM POTENTIAL TO EMIT (MPTE)

Table 5-A: New/Modified/Reconstructed Emission Units MPTE – Regulated Air Pollutant Emissions

Please list maximum potential emissions of all pollutants for each emission unit in pounds per year.

Emission Unit #	SCC Code	Hourly Process Rate	Process Rate Units	Max Annual Throughput	Emission Factor Source	PM_{10}	$PM_{2.5}$	NOx	SOx	VOC	CO	GHGs (CO_2e)	LEAD	Total HAP
EPB1G1-1	2-01-001-02	211.40	gallons	1.85E+06	Other	5,600	5,600	463,500	470.20	7,800	89,520	4.5E+07	-	427.00
EPB1G2-1	2-01-001-02	211.40	gallons	1.85E+06	Other	5,600	5,600	463,500	470.20	7,800	89,520	4.5E+07	-	427.00
EPB1G3-1	2-01-001-02	211.40	gallons	1.85E+06	Other	5,600	5,600	463,500	470.20	7,800	89,520	4.5E+07	-	427.00
EPB1G4-1	2-01-001-02	211.40	gallons	1.85E+06	Other	5,600	5,600	463,500	470.20	7,800	89,520	4.5E+07	-	427.00
EPB1G5-1	2-01-001-02	211.40	gallons	1.85E+06	Other	5,600	5,600	463,500	470.20	7,800	89,520	4.5E+07	-	427.00
EPB1G6-1	2-01-001-02	211.40	gallons	1.85E+06	Other	5,600	5,600	463,500	470.20	7,800	89,520	4.5E+07	-	427.00
EPB1G7-1	2-01-001-02	211.40	gallons	1.85E+06	Other	5,600	5,600	463,500	470.20	7,800	89,520	4.5E+07	-	427.00
EPB1G8-1	2-01-001-02	211.40	gallons	1.85E+06	Other	5,600	5,600	463,500	470.20	7,800	89,520	4.5E+07	-	427.00
EPB1G9-1	2-01-001-02	211.40	gallons	1.85E+06	Other	5,600	5,600	463,500	470.20	7,800	89,520	4.5E+07	-	427.00
EPB1G10-1	2-01-001-02	211.40	gallons	1.85E+06	Other	5,600	5,600	463,500	470.20	7,800	89,520	4.5E+07	-	427.00
EPB1G11-1	2-01-001-02	211.40	gallons	1.85E+06	Other	5,600	5,600	463,500	470.20	7,800	89,520	4.5E+07	-	427.00
EPB1G12-1	2-01-001-02	211.40	gallons	1.85E+06	Other	5,600	5,600	463,500	470.20	7,800	89,520	4.5E+07	-	427.00
EPB1G13-1	2-01-001-02	211.40	gallons	1.85E+06	Other	5,600	5,600	463,500	470.20	7,800	89,520	4.5E+07	-	427.00
EPB1G14-1	2-01-001-02	211.40	gallons	1.85E+06	Other	5,600	5,600	463,500	470.20	7,800	89,520	4.5E+07	-	427.00
EPB1G15-1	2-01-001-02	211.40	gallons	1.85E+06	Other	5,600	5,600	463,500	470.20	7,800	89,520	4.5E+07	-	427.00
EPB1G16-1	2-01-001-02	211.40	gallons	1.85E+06	Other	5,600	5,600	463,500	470.20	7,800	89,520	4.5E+07	-	427.00
EPB1G17-1	2-01-001-02	211.40	gallons	1.85E+06	Other	5,600	5,600	463,500	470.20	7,800	89,520	4.5E+07	-	427.00
EPB1G18-1	2-01-001-02	211.40	gallons	1.85E+06	Other	5,600	5,600	463,500	470.20	7,800	89,520	4.5E+07	-	427.00
EPB1G19-1	2-01-001-02	211.40	gallons	1.85E+06	Other	5,600	5,600	463,500	470.20	7,800	89,520	4.5E+07	-	427.00
EPB1G20-1	2-01-001-02	211.40	gallons	1.85E+06	Other	5,600	5,600	463,500	470.20	7,800	89,520	4.5E+07	-	427.00
EPB1G21-1	2-01-001-02	211.40	gallons	1.85E+06	Other	5,600	5,600	463,500	470.20	7,800	89,520	4.5E+07	-	427.00
EPB1G22-1	2-01-001-02	211.40	gallons	1.85E+06	Other	5,600	5,600	463,500	470.20	7,800	89,520	4.5E+07	-	427.00
EPB1G23-1	2-01-001-02	211.40	gallons	1.85E+06	Other	5,600	5,600	463,500	470.20	7,800	89,520	4.5E+07	-	427.00
EPB1G24-1	2-01-001-02	211.40	gallons	1.85E+06	Other	5,600	5,600	463,500	470.20	7,800	89,520	4.5E+07	-	427.00
EPB1G25-1	2-01-001-02	211.40	gallons	1.85E+06	Other	5,600	5,600	463,500	470.20	7,800	89,520	4.5E+07	-	427.00
EPB1G26-1	2-01-001-02	211.40	gallons	1.85E+06	Other	5,600	5,600	463,500	470.20	7,800	89,520	4.5E+07	-	427.00
EPB1G27-1	2-01-001-02	211.40	gallons	1.85E+06	Other	5,600	5,600	463,500	470.20	7,800	89,520	4.5E+07	-	427.00
EPB1G28-1	2-01-001-02	211.40	gallons	1.85E+06	Other	5,600	5,600	463,500	470.20	7,800	89,520	4.5E+07	-	427.00
EPB1G29-1	2-01-001-02	211.40	gallons	1.85E+06	Other	5,600	5,600	463,500	470.20	7,800	89,520	4.5E+07	-	427.00
EPB1G30-1	2-01-001-02	211.40	gallons	1.85E+06	Other	5,600	5,600	463,500	470.20	7,800	89,520	4.5E+07	-	427.00
EPB1G31-1	2-01-001-02	211.40	gallons	1.85E+06	Other	5,600	5,600	463,500	470.20	7,800	89,520	4.5E+07	-	427.00
EPB1G32-1	2-01-001-02	211.40	gallons	1.85E+06	Other	5,600	5,600	463,500	470.20	7,800	89,520	4.5E+07	-	427.00

SECTION 5 – MAXIMUM POTENTIAL TO EMIT (MPTE)

Table 5-A: New/Modified/Reconstructed Emission Units MPTE – Regulated Air Pollutant Emissions

Please list maximum potential emissions of all pollutants for each emission unit in pounds per year.

Emission Unit #	SCC Code	Hourly Process Rate	Process Rate Units	Max Annual Throughput	Emission Factor Source	PM_{10}	$PM_{2.5}$	NOx	SOx	VOC	CO	GHGs (CO_2e)	LEAD	Total HAP
EPB1G33-1	2-01-001-02	211.40	gallons	1.85E+06	Other	5,600	5,600	463,500	470.20	7,800	89,520	4.5E+07	-	427.00
EPB1G34-1	2-01-001-02	211.40	gallons	1.85E+06	Other	5,600	5,600	463,500	470.20	7,800	89,520	4.5E+07	-	427.00
EPB1CG1-1	2-01-001-02	121.80	gallons	1.07E+06	Other	3,600	3,600	307,380	275.00	7,800	46,520	2.7E+07	-	249.00
EPB1CG2-1	2-01-001-02	121.80	gallons	1.07E+06	Other	3,600	3,600	307,380	275.00	7,800	46,520	2.7E+07	-	249.00
EPB1CG3-1	2-01-001-02	121.80	gallons	1.07E+06	Other	3,600	3,600	307,380	275.00	7,800	46,520	2.7E+07	-	249.00
EPB1CG4-1	2-01-001-02	121.80	gallons	1.07E+06	Other	3,600	3,600	307,380	275.00	7,800	46,520	2.7E+07	-	249.00
EPB1CG5-1	2-01-001-02	121.80	gallons	1.07E+06	Other	3,600	3,600	307,380	275.00	7,800	46,520	2.7E+07	-	249.00
EPB1CG6-1	2-01-001-02	121.80	gallons	1.07E+06	Other	3,600	3,600	307,380	275.00	7,800	46,520	2.7E+07	-	249.00
EPB1CG7-1	2-01-001-02	121.80	gallons	1.07E+06	Other	3,600	3,600	307,380	275.00	7,800	46,520	2.7E+07	-	249.00
EPB1LTG1-1	2-01-001-02	121.80	gallons	1.07E+06	Other	3,600	3,600	307,380	275.00	7,800	46,520	2.7E+07	-	249.00
EPB1LTG2-1	2-01-001-02	121.80	gallons	1.07E+06	Other	3,600	3,600	307,380	275.00	7,800	46,520	2.7E+07	-	249.00
EPB1LTG3-1	2-01-001-02	121.80	gallons	1.07E+06	Other	3,600	3,600	307,380	275.00	7,800	46,520	2.7E+07	-	249.00
EPB2G1-1	2-01-001-02	211.40	gallons	1.85E+06	Other	5,600	5,600	463,500	470.20	7,800	89,520	4.5E+07	-	427.00
EPB2G2-1	2-01-001-02	211.40	gallons	1.85E+06	Other	5,600	5,600	463,500	470.20	7,800	89,520	4.5E+07	-	427.00
EPB2G3-1	2-01-001-02	211.40	gallons	1.85E+06	Other	5,600	5,600	463,500	470.20	7,800	89,520	4.5E+07	-	427.00
EPB2G4-1	2-01-001-02	211.40	gallons	1.85E+06	Other	5,600	5,600	463,500	470.20	7,800	89,520	4.5E+07	-	427.00
EPB2G5-1	2-01-001-02	211.40	gallons	1.85E+06	Other	5,600	5,600	463,500	470.20	7,800	89,520	4.5E+07	-	427.00
EPB2G6-1	2-01-001-02	211.40	gallons	1.85E+06	Other	5,600	5,600	463,500	470.20	7,800	89,520	4.5E+07	-	427.00
EPB2G7-1	2-01-001-02	211.40	gallons	1.85E+06	Other	5,600	5,600	463,500	470.20	7,800	89,520	4.5E+07	-	427.00
EPB2G8-1	2-01-001-02	211.40	gallons	1.85E+06	Other	5,600	5,600	463,500	470.20	7,800	89,520	4.5E+07	-	427.00
EPB2G9-1	2-01-001-02	211.40	gallons	1.85E+06	Other	5,600	5,600	463,500	470.20	7,800	89,520	4.5E+07	-	427.00
EPB2G10-1	2-01-001-02	211.40	gallons	1.85E+06	Other	5,600	5,600	463,500	470.20	7,800	89,520	4.5E+07	-	427.00
EPB2G11-1	2-01-001-02	211.40	gallons	1.85E+06	Other	5,600	5,600	463,500	470.20	7,800	89,520	4.5E+07	-	427.00
EPB2G12-1	2-01-001-02	211.40	gallons	1.85E+06	Other	5,600	5,600	463,500	470.20	7,800	89,520	4.5E+07	-	427.00
EPB2G13-1	2-01-001-02	211.40	gallons	1.85E+06	Other	5,600	5,600	463,500	470.20	7,800	89,520	4.5E+07	-	427.00
EPB2G14-1	2-01-001-02	211.40	gallons	1.85E+06	Other	5,600	5,600	463,500	470.20	7,800	89,520	4.5E+07	-	427.00
EPB2G15-1	2-01-001-02	211.40	gallons	1.85E+06	Other	5,600	5,600	463,500	470.20	7,800	89,520	4.5E+07	-	427.00
EPB2G16-1	2-01-001-02	211.40	gallons	1.85E+06	Other	5,600	5,600	463,500	470.20	7,800	89,520	4.5E+07	-	427.00
EPB2G17-1	2-01-001-02	211.40	gallons	1.85E+06	Other	5,600	5,600	463,500	470.20	7,800	89,520	4.5E+07	-	427.00
EPB2G18-1	2-01-001-02	211.40	gallons	1.85E+06	Other	5,600	5,600	463,500	470.20	7,800	89,520	4.5E+07	-	427.00
EPB2G19-1	2-01-001-02	211.40	gallons	1.85E+06	Other	5,600	5,600	463,500	470.20	7,800	89,520	4.5E+07	-	427.00
EPB2G20-1	2-01-001-02	211.40	gallons	1.85E+06	Other	5,600	5,600	463,500	470.20	7,800	89,520	4.5E+07	-	427.00

SECTION 5 – MAXIMUM POTENTIAL TO EMIT (MPTE)

Table 5-A: New/Modified/Reconstructed Emission Units MPTE – Regulated Air Pollutant Emissions

Please list maximum potential emissions of all pollutants for each emission unit in pounds per year.

Emission Unit #	SCC Code	Hourly Process Rate	Process Rate Units	Max Annual Throughput	Emission Factor Source	PM_{10}	$PM_{2.5}$	NOx	SOx	VOC	CO	GHGs (CO_2e)	LEAD	Total HAP
EPB2G21-1	2-01-001-02	211.40	gallons	1.85E+06	Other	5,600	5,600	463,500	470.20	7,800	89,520	4.5E+07	-	427.00
EPB2G22-1	2-01-001-02	211.40	gallons	1.85E+06	Other	5,600	5,600	463,500	470.20	7,800	89,520	4.5E+07	-	427.00
EPB2G23-1	2-01-001-02	211.40	gallons	1.85E+06	Other	5,600	5,600	463,500	470.20	7,800	89,520	4.5E+07	-	427.00
EPB2G24-1	2-01-001-02	211.40	gallons	1.85E+06	Other	5,600	5,600	463,500	470.20	7,800	89,520	4.5E+07	-	427.00
EPB2G25-1	2-01-001-02	211.40	gallons	1.85E+06	Other	5,600	5,600	463,500	470.20	7,800	89,520	4.5E+07	-	427.00
EPB2G26-1	2-01-001-02	211.40	gallons	1.85E+06	Other	5,600	5,600	463,500	470.20	7,800	89,520	4.5E+07	-	427.00
EPB2G27-1	2-01-001-02	211.40	gallons	1.85E+06	Other	5,600	5,600	463,500	470.20	7,800	89,520	4.5E+07	-	427.00
EPB2G28-1	2-01-001-02	211.40	gallons	1.85E+06	Other	5,600	5,600	463,500	470.20	7,800	89,520	4.5E+07	-	427.00
EPB2G29-1	2-01-001-02	211.40	gallons	1.85E+06	Other	5,600	5,600	463,500	470.20	7,800	89,520	4.5E+07	-	427.00
EPB2G30-1	2-01-001-02	211.40	gallons	1.85E+06	Other	5,600	5,600	463,500	470.20	7,800	89,520	4.5E+07	-	427.00
EPB2G31-1	2-01-001-02	211.40	gallons	1.85E+06	Other	5,600	5,600	463,500	470.20	7,800	89,520	4.5E+07	-	427.00
EPB2G32-1	2-01-001-02	211.40	gallons	1.85E+06	Other	5,600	5,600	463,500	470.20	7,800	89,520	4.5E+07	-	427.00
EPB2G33-1	2-01-001-02	211.40	gallons	1.85E+06	Other	5,600	5,600	463,500	470.20	7,800	89,520	4.5E+07	-	427.00
EPB2G34-1	2-01-001-02	211.40	gallons	1.85E+06	Other	5,600	5,600	463,500	470.20	7,800	89,520	4.5E+07	-	427.00
EPB2CG1-1	2-01-001-02	121.80	gallons	1.07E+06	Other	3,600	3,600	307,380	275.00	7,800	46,520	2.7E+07	-	249.00
EPB2CG2-1	2-01-001-02	121.80	gallons	1.07E+06	Other	3,600	3,600	307,380	275.00	7,800	46,520	2.7E+07	-	249.00
EPB2CG3-1	2-01-001-02	121.80	gallons	1.07E+06	Other	3,600	3,600	307,380	275.00	7,800	46,520	2.7E+07	-	249.00
EPB2CG4-1	2-01-001-02	121.80	gallons	1.07E+06	Other	3,600	3,600	307,380	275.00	7,800	46,520	2.7E+07	-	249.00
EPB2CG5-1	2-01-001-02	121.80	gallons	1.07E+06	Other	3,600	3,600	307,380	275.00	7,800	46,520	2.7E+07	-	249.00
EPB2CG6-1	2-01-001-02	121.80	gallons	1.07E+06	Other	3,600	3,600	307,380	275.00	7,800	46,520	2.7E+07	-	249.00
EPB2CG7-1	2-01-001-02	121.80	gallons	1.07E+06	Other	3,600	3,600	307,380	275.00	7,800	46,520	2.7E+07	-	249.00
EPB2LTG1-1	2-01-001-02	121.80	gallons	1.07E+06	Other	3,600	3,600	307,380	275.00	7,800	46,520	2.7E+07	-	249.00
EPB2LTG2-1	2-01-001-02	121.80	gallons	1.07E+06	Other	3,600	3,600	307,380	275.00	7,800	46,520	2.7E+07	-	249.00
EPB2LTG3-1	2-01-001-02	121.80	gallons	1.07E+06	Other	3,600	3,600	307,380	275.00	7,800	46,520	2.7E+07	-	249.00
EPFP-1	2-01-001-02	26.30	gallons	230,388	Other	2,880	2,880	61,540	9,168	10,660	10,660	5.3E+06	-	123.00
EPGH-1	2-01-001-02	37.60	gallons	329,376	Other	4,120	4,120	87,900	78.00	15,220	15,220	7.6E+06	-	71.00
B1CT1-1	3-85-001-01	309,600	gals	2.71E+09	AP-42	396.00	238.00	-	-	2,000	-	-	-	-
B1CT2-1	3-85-001-01	309,600	gals	2.71E+09	AP-42	396.00	238.00	-	-	2,000	-	-	-	-
B1CT3-1	3-85-001-01	309,600	gals	2.71E+09	AP-42	396.00	238.00	-	-	2,000	-	-	-	-
B1CT4-1	3-85-001-01	309,600	gals	2.71E+09	AP-42	396.00	238.00	-	-	2,000	-	-	-	-
B1CT5-1	3-85-001-01	309,600	gals	2.71E+09	AP-42	396.00	238.00	-	-	2,000	-	-	-	-
B1CT6-1	3-85-001-01	309,600	gals	2.71E+09	AP-42	396.00	238.00	-	-	2,000	-	-	-	-

SECTION 5 – MAXIMUM POTENTIAL TO EMIT (MPTE)

Table 5-A: New/Modified/Reconstructed Emission Units MPTE – Regulated Air Pollutant Emissions

Please list maximum potential emissions of all pollutants for each emission unit in pounds per year.

Emission Unit #	SCC Code	Hourly Process Rate	Process Rate Units	Max Annual Throughput	Emission Factor Source	PM_{10}	$PM_{2.5}$	NOx	SOx	VOC	CO	GHGs (CO_2e)	LEAD	Total HAP
B1CT7-1	3-85-001-01	309,600	gals	2.71E+09	AP-42	396.00	238.00	-	-	2,000	-	-	-	-
B1CT8-1	3-85-001-01	309,600	gals	2.71E+09	AP-42	396.00	238.00	-	-	2,000	-	-	-	-
B1CT9-1	3-85-001-01	309,600	gals	2.71E+09	AP-42	396.00	238.00	-	-	2,000	-	-	-	-
B1CT10-1	3-85-001-01	309,600	gals	2.71E+09	AP-42	396.00	238.00	-	-	2,000	-	-	-	-
B1CT11-1	3-85-001-01	309,600	gals	2.71E+09	AP-42	396.00	238.00	-	-	2,000	-	-	-	-
B1CT12-1	3-85-001-01	309,600	gals	2.71E+09	AP-42	396.00	238.00	-	-	2,000	-	-	-	-
B2CT1-1	3-85-001-01	309,600	gals	2.71E+09	AP-42	396.00	238.00	-	-	2,000	-	-	-	-
B2CT2-1	3-85-001-01	309,600	gals	2.71E+09	AP-42	396.00	238.00	-	-	2,000	-	-	-	-
B2CT3-1	3-85-001-01	309,600	gals	2.71E+09	AP-42	396.00	238.00	-	-	2,000	-	-	-	-
B2CT4-1	3-85-001-01	309,600	gals	2.71E+09	AP-42	396.00	238.00	-	-	2,000	-	-	-	-
B2CT5-1	3-85-001-01	309,600	gals	2.71E+09	AP-42	396.00	238.00	-	-	2,000	-	-	-	-
B2CT6-1	3-85-001-01	309,600	gals	2.71E+09	AP-42	396.00	238.00	-	-	2,000	-	-	-	-
B2CT7-1	3-85-001-01	309,600	gals	2.71E+09	AP-42	396.00	238.00	-	-	2,000	-	-	-	-
B2CT8-1	3-85-001-01	309,600	gals	2.71E+09	AP-42	396.00	238.00	-	-	2,000	-	-	-	-
B2CT9-1	3-85-001-01	309,600	gals	2.71E+09	AP-42	396.00	238.00	-	-	2,000	-	-	-	-
B2CT10-1	3-85-001-01	309,600	gals	2.71E+09	AP-42	396.00	238.00	-	-	2,000	-	-	-	-
B2CT11-1	3-85-001-01	309,600	gals	2.71E+09	AP-42	396.00	238.00	-	-	2,000	-	-	-	-
B2CT12-1	3-85-001-01	309,600	gals	2.71E+09	AP-42	396.00	238.00	-	-	2,000	-	-	-	-
TANKS-1	3-90-900-04	16,875	gals	1.48E+08	Other	-	-	-	-	2,280	-	-	-	2.28

SECTION 5 – MAXIMUM POTENTIAL TO EMIT (MPTE)

Table 5-B: New/Modified/Reconstructed Emission Units MPTE – VOC Emissions from VOC-Containing Materials

Please list the maximum throughput of all materials used that contain Volatile Organic Compounds, and show amount of VOC emitted.

Material Name	Manufacturer	Emission Unit #(s)	Material Purpose	Material Throughput (gallons)	Product Density (lbs/gallon)	VOC Content (select one) (weight %)	VOC Content (select one) (lbs/gallon)	Total VOC (pounds)	Release Factor (% release)	Total VOC Emissions (pounds)
Diesel Fuel Combustion	Vendor TBD	EPB1G1 thru EPB1G34, EPB2G1 thru EPB2G34	Emergency Generator Fuel	125,926,752	7.05		0.01	866,632.9	100.00%	866,632.9
Diesel Fuel Combustion	Vendor TBD	EPB1CG1 thru EPB1CG7, EPB1LTG1 thru EPB1LTG3, EPB2CG1 thru EPB2CG7, EPB2LTG1 thru EPB2LTG3	Emergency Generator Fuel	21,339,360	7.05		0.01	155,928.0	100.00%	155,928.0
Diesel Fuel Combustion	Vendor TBD	EPFP1	Fire Pump Engine Fuel	230,765	7.05		0.05	10,654.4	100.00%	10,654.4
Diesel Fuel Combustion	Vendor TBD	EPGH1	Guard House Emergency Gen. Fuel	329,664	7.05		0.05	15,219.9	100.00%	15,219.9
Cooling Tower Biocide	Vendor TBD	B1CT1 - B1CT12, B2CT1 - B2CT12	Biocide	4,800	10.00	100.00%		48,000.0	100.00%	48,000.0
Diesel Fuel Storage	Vendor TBD	TANKS	Emerency Generator Fuel	147,826,541	7.05	0.00%		2,280.0	100.00%	2,280.0

SECTION 5 – MAXIMUM POTENTIAL TO EMIT (MPTE)

For a complete list of EPA regulated Hazardous Air Pollutants, including CAS Numbers, click here.

Table 5-C: New/Modified/Reconstructed Emission Units - HAP Emissions from HAP-Containing Materials

Please list the maximum throughput of all materials used that contain Hazardous Air Pollutants (HAP) and show amount of HAP emitted.

Material Name	HAP Name	HAP CAS #	Emission Unit #(s)	Material Throughput	Throughput Units	Individual HAP Content	HAP Content Units	Product Density (lbs/gallon)	Individual HAP Throughput (pounds)	Release Factor (% release)	Total HAP Emissions (pounds)
Diesel Fuel Combustion	Acetaldehyde	75-07-0	EPB1G1 thru EPB1G34, EPB2G1 thru EPB2G34	125,926,752	gallons	0.00	lbs/gallon		465.9	100.00%	465.9
	Acrolein	107-02-8				0.00	lbs/gallon		146.1		146.1
	Benzene	71-43-2				0.00	lbs/gallon		14,329.2		14,329.2
	Formaldehyde	50-00-0				0.00	lbs/gallon		1,457.0		1,457.0
	Naphthalene	91-20-3				0.00	lbs/gallon		2,400.2		2,400.2
	Polycyclic Organic Matter	91-20-3				0.00	lbs/gallon		1,512.4		1,512.4
	Toluene	108-88-3				0.00	lbs/gallon		5,189.4		5,189.4
	Xylenes	1330-20-7				0.00	lbs/gallon		3,563.7		3,563.7
Diesel Fuel Combustion	Acetaldehyde	75-07-0	EPB1CG1 thru EPB1CG7, EPB1LTG1 thru EPB1LTG3, EPB2CG1 thru EPB2CG7, EPB2LTG1 thru EPB2LTG3	21,339,360	gallons	0.00	lbs/gallon		79.8	100.00%	79.8
	Acrolein	107-02-8				0.00	lbs/gallon		25.0		25.0
	Benzene	71-43-2				0.00	lbs/gallon		2,460.9		2,460.9
	Formaldehyde	50-00-0				0.00	lbs/gallon		250.1		250.1
	Naphthalene	91-20-3				0.00	lbs/gallon		412.3		412.3
	Polycyclic Organic Matter	91-20-3				0.00	lbs/gallon		260.3		260.3
	Toluene	108-88-3				0.00	lbs/gallon		891.1		891.1
	Xylenes	1330-20-7				0.00	lbs/gallon		612.0		612.0
Diesel Fuel Combustion	Acetaldehyde	75-07-0	EPFP1	230,765	gallons	0.00	lbs/gallon		24.2	100.00%	24.2
	Acrolein	107-02-8				0.00	lbs/gallon		2.9		2.9
	Benzene	71-43-2				0.00	lbs/gallon		30.0		30.0
	Formaldehyde	50-00-0				0.00	lbs/gallon		37.3		37.3
	Naphthalene	91-20-3				0.00	lbs/gallon		2.7		2.7

SECTION 5 – MAXIMUM POTENTIAL TO EMIT (MPTE)

For a complete list of EPA regulated Hazardous Air Pollutants, including CAS Numbers, click here.

Table 5-C: New/Modified/Reconstructed Emission Units - HAP Emissions from HAP-Containing Materials

Please list the maximum throughput of all materials used that contain Hazardous Air Pollutants (HAP) and show amount of HAP emitted.

Material Name	HAP Name	HAP CAS #	Emission Unit #(s)	Material Throughput	Throughput Units	Individual HAP Content	HAP Content Units	Product Density (lbs/gallon)	Individual HAP Throughput (pounds)	Release Factor (% release)	Total HAP Emissions (pounds)
	Polycyclic Organic Matter	91-20-3				0.00	lbs/gallon		2.6		2.6
	Toluene	108-88-3				0.00	lbs/gallon		12.9		12.9
	Xylenes	1330-20-7				0.00	lbs/gallon		9.0		9.0
	1,3-Butadiene	106-99-0				0.00	lbs/gallon		1.2		1.2
Diesel Fuel Combustion	Acetaldehyde	75-07-0	EPGH1	329,664	gallons	0.00	lbs/gallon		1.1	100.00%	1.1
	Acrolein	107-02-8				0.00	lbs/gallon		0.4		0.4
	Benzene	71-43-2				0.00	lbs/gallon		35.0		35.0
	Formaldehyde	50-00-0				0.00	lbs/gallon		3.6		3.6
	Naphthalene	91-20-3				0.00	lbs/gallon		5.9		5.9
	Polycyclic Organic Matter	91-20-3				0.00	lbs/gallon		3.7		3.7
	Toluene	108-88-3				0.00	lbs/gallon		12.7		12.7
	Xylenes	1330-20-7				0.00	lbs/gallon		8.7		8.7
Diesel Fuel Storage	Naphthalene	91-20-3	TANKS	147,826,541	gallons	0.01	weight %	0.00	2.3	100.00%	2.3

SECTION 5 – MAXIMUM POTENTIAL TO EMIT (MPTE)

Table 5-D: New/Modified/Reconstructed Emission Units MPTE – PSD-Specific Pollutant Emissions

Please list maximum potential emissions of all pollutants for each emission unit in pounds per year.

Emission Unit #	SCC Code	Hourly Process Rate	Process Rate Units	Max Annual Throughput	PM	Fluorides	H_2SO_4	H_2S	TRS (inc. H_2S)	MWC Organics	MWC Metals	MWC Acid Gas	MSWL Emissions
EPB1G1-1	2-01-001-02	211.40	gallons	1.85E+06	8,220	-	-	-	-	-	-	-	-
EPB1G2-1	2-01-001-02	211.40	gallons	1.85E+06	8,220	-	-	-	-	-	-	-	-
EPB1G3-1	2-01-001-02	211.40	gallons	1.85E+06	8,220	-	-	-	-	-	-	-	-
EPB1G4-1	2-01-001-02	211.40	gallons	1.85E+06	8,220	-	-	-	-	-	-	-	-
EPB1G5-1	2-01-001-02	211.40	gallons	1.85E+06	8,220	-	-	-	-	-	-	-	-
EPB1G6-1	2-01-001-02	211.40	gallons	1.85E+06	8,220	-	-	-	-	-	-	-	-
EPB1G7-1	2-01-001-02	211.40	gallons	1.85E+06	8,220	-	-	-	-	-	-	-	-
EPB1G8-1	2-01-001-02	211.40	gallons	1.85E+06	8,220	-	-	-	-	-	-	-	-
EPB1G9-1	2-01-001-02	211.40	gallons	1.85E+06	8,220	-	-	-	-	-	-	-	-
EPB1G10-1	2-01-001-02	211.40	gallons	1.85E+06	8,220	-	-	-	-	-	-	-	-
EPB1G11-1	2-01-001-02	211.40	gallons	1.85E+06	8,220	-	-	-	-	-	-	-	-
EPB1G12-1	2-01-001-02	211.40	gallons	1.85E+06	8,220	-	-	-	-	-	-	-	-
EPB1G13-1	2-01-001-02	211.40	gallons	1.85E+06	8,220	-	-	-	-	-	-	-	-
EPB1G14-1	2-01-001-02	211.40	gallons	1.85E+06	8,220	-	-	-	-	-	-	-	-
EPB1G15-1	2-01-001-02	211.40	gallons	1.85E+06	8,220	-	-	-	-	-	-	-	-
EPB1G16-1	2-01-001-02	211.40	gallons	1.85E+06	8,220	-	-	-	-	-	-	-	-
EPB1G17-1	2-01-001-02	211.40	gallons	1.85E+06	8,220	-	-	-	-	-	-	-	-
EPB1G18-1	2-01-001-02	211.40	gallons	1.85E+06	8,220	-	-	-	-	-	-	-	-
EPB1G19-1	2-01-001-02	211.40	gallons	1.85E+06	8,220	-	-	-	-	-	-	-	-
EPB1G20-1	2-01-001-02	211.40	gallons	1.85E+06	8,220	-	-	-	-	-	-	-	-
EPB1G21-1	2-01-001-02	211.40	gallons	1.85E+06	8,220	-	-	-	-	-	-	-	-
EPB1G22-1	2-01-001-02	211.40	gallons	1.85E+06	8,220	-	-	-	-	-	-	-	-
EPB1G23-1	2-01-001-02	211.40	gallons	1.85E+06	8,220	-	-	-	-	-	-	-	-
EPB1G24-1	2-01-001-02	211.40	gallons	1.85E+06	8,220	-	-	-	-	-	-	-	-
EPB1G25-1	2-01-001-02	211.40	gallons	1.85E+06	8,220	-	-	-	-	-	-	-	-
EPB1G26-1	2-01-001-02	211.40	gallons	1.85E+06	8,220	-	-	-	-	-	-	-	-
EPB1G27-1	2-01-001-02	211.40	gallons	1.85E+06	8,220	-	-	-	-	-	-	-	-
EPB1G28-1	2-01-001-02	211.40	gallons	1.85E+06	8,220	-	-	-	-	-	-	-	-
EPB1G29-1	2-01-001-02	211.40	gallons	1.85E+06	8,220	-	-	-	-	-	-	-	-
EPB1G30-1	2-01-001-02	211.40	gallons	1.85E+06	8,220	-	-	-	-	-	-	-	-
EPB1G31-1	2-01-001-02	211.40	gallons	1.85E+06	8,220	-	-	-	-	-	-	-	-
EPB1G32-1	2-01-001-02	211.40	gallons	1.85E+06	8,220	-	-	-	-	-	-	-	-

SECTION 5 – MAXIMUM POTENTIAL TO EMIT (MPTE)

Table 5-D: New/Modified/Reconstructed Emission Units MPTE – PSD-Specific Pollutant Emissions

Please list maximum potential emissions of all pollutants for each emission unit in pounds per year.

Emission Unit #	SCC Code	Hourly Process Rate	Process Rate Units	Max Annual Throughput	PM	Fluorides	H_2SO_4	H_2S	TRS (inc. H_2S)	MWC Organics	MWC Metals	MWC Acid Gas	MSWL Emissions
EPB1G33-1	2-01-001-02	211.40	gallons	1.85E+06	8,220	-	-	-	-	-	-	-	-
EPB1G34-1	2-01-001-02	211.40	gallons	1.85E+06	8,220	-	-	-	-	-	-	-	-
EPB1CG1-1	2-01-001-02	121.80	gallons	1.07E+06	3,600	-	-	-	-	-	-	-	-
EPB1CG2-1	2-01-001-02	121.80	gallons	1.07E+06	3,600	-	-	-	-	-	-	-	-
EPB1CG3-1	2-01-001-02	121.80	gallons	1.07E+06	3,600	-	-	-	-	-	-	-	-
EPB1CG4-1	2-01-001-02	121.80	gallons	1.07E+06	3,600	-	-	-	-	-	-	-	-
EPB1CG5-1	2-01-001-02	121.80	gallons	1.07E+06	3,600	-	-	-	-	-	-	-	-
EPB1CG6-1	2-01-001-02	121.80	gallons	1.07E+06	3,600	-	-	-	-	-	-	-	-
EPB1CG7-1	2-01-001-02	121.80	gallons	1.07E+06	3,600	-	-	-	-	-	-	-	-
EPB1LTG1-1	2-01-001-02	121.80	gallons	1.07E+06	3,600	-	-	-	-	-	-	-	-
EPB1LTG2-1	2-01-001-02	121.80	gallons	1.07E+06	3,600	-	-	-	-	-	-	-	-
EPB1LTG3-1	2-01-001-02	121.80	gallons	1.07E+06	3,600	-	-	-	-	-	-	-	-
EPB2G1-1	2-01-001-02	211.40	gallons	1.85E+06	8,220	-	-	-	-	-	-	-	-
EPB2G2-1	2-01-001-02	211.40	gallons	1.85E+06	8,220	-	-	-	-	-	-	-	-
EPB2G3-1	2-01-001-02	211.40	gallons	1.85E+06	8,220	-	-	-	-	-	-	-	-
EPB2G4-1	2-01-001-02	211.40	gallons	1.85E+06	8,220	-	-	-	-	-	-	-	-
EPB2G5-1	2-01-001-02	211.40	gallons	1.85E+06	8,220	-	-	-	-	-	-	-	-
EPB2G6-1	2-01-001-02	211.40	gallons	1.85E+06	8,220	-	-	-	-	-	-	-	-
EPB2G7-1	2-01-001-02	211.40	gallons	1.85E+06	8,220	-	-	-	-	-	-	-	-
EPB2G8-1	2-01-001-02	211.40	gallons	1.85E+06	8,220	-	-	-	-	-	-	-	-
EPB2G9-1	2-01-001-02	211.40	gallons	1.85E+06	8,220	-	-	-	-	-	-	-	-
EPB2G10-1	2-01-001-02	211.40	gallons	1.85E+06	8,220	-	-	-	-	-	-	-	-
EPB2G11-1	2-01-001-02	211.40	gallons	1.85E+06	8,220	-	-	-	-	-	-	-	-
EPB2G12-1	2-01-001-02	211.40	gallons	1.85E+06	8,220	-	-	-	-	-	-	-	-
EPB2G13-1	2-01-001-02	211.40	gallons	1.85E+06	8,220	-	-	-	-	-	-	-	-
EPB2G14-1	2-01-001-02	211.40	gallons	1.85E+06	8,220	-	-	-	-	-	-	-	-
EPB2G15-1	2-01-001-02	211.40	gallons	1.85E+06	8,220	-	-	-	-	-	-	-	-
EPB2G16-1	2-01-001-02	211.40	gallons	1.85E+06	8,220	-	-	-	-	-	-	-	-
EPB2G17-1	2-01-001-02	211.40	gallons	1.85E+06	8,220	-	-	-	-	-	-	-	-
EPB2G18-1	2-01-001-02	211.40	gallons	1.85E+06	8,220	-	-	-	-	-	-	-	-
EPB2G19-1	2-01-001-02	211.40	gallons	1.85E+06	8,220	-	-	-	-	-	-	-	-
EPB2G20-1	2-01-001-02	211.40	gallons	1.85E+06	8,220	-	-	-	-	-	-	-	-

SECTION 5 – MAXIMUM POTENTIAL TO EMIT (MPTE)

Table 5-D: New/Modified/Reconstructed Emission Units MPTE – PSD-Specific Pollutant Emissions

Please list maximum potential emissions of all pollutants for each emission unit in pounds per year.

Emission Unit #	SCC Code	Hourly Process Rate	Process Rate Units	Max Annual Throughput	PM	Fluorides	H_2SO_4	H_2S	TRS (inc. H_2S)	MWC Organics	MWC Metals	MWC Acid Gas	MSWL Emissions
EPB2G21-1	2-01-001-02	211.40	gallons	1.85E+06	8,220	-	-	-	-	-	-	-	-
EPB2G22-1	2-01-001-02	211.40	gallons	1.85E+06	8,220	-	-	-	-	-	-	-	-
EPB2G23-1	2-01-001-02	211.40	gallons	1.85E+06	8,220	-	-	-	-	-	-	-	-
EPB2G24-1	2-01-001-02	211.40	gallons	1.85E+06	8,220	-	-	-	-	-	-	-	-
EPB2G25-1	2-01-001-02	211.40	gallons	1.85E+06	8,220	-	-	-	-	-	-	-	-
EPB2G26-1	2-01-001-02	211.40	gallons	1.85E+06	8,220	-	-	-	-	-	-	-	-
EPB2G27-1	2-01-001-02	211.40	gallons	1.85E+06	8,220	-	-	-	-	-	-	-	-
EPB2G28-1	2-01-001-02	211.40	gallons	1.85E+06	8,220	-	-	-	-	-	-	-	-
EPB2G29-1	2-01-001-02	211.40	gallons	1.85E+06	8,220	-	-	-	-	-	-	-	-
EPB2G30-1	2-01-001-02	211.40	gallons	1.85E+06	8,220	-	-	-	-	-	-	-	-
EPB2G31-1	2-01-001-02	211.40	gallons	1.85E+06	8,220	-	-	-	-	-	-	-	-
EPB2G32-1	2-01-001-02	211.40	gallons	1.85E+06	8,220	-	-	-	-	-	-	-	-
EPB2G33-1	2-01-001-02	211.40	gallons	1.85E+06	8,220	-	-	-	-	-	-	-	-
EPB2G34-1	2-01-001-02	211.40	gallons	1.85E+06	8,220	-	-	-	-	-	-	-	-
EPB2CG1-1	2-01-001-02	121.80	gallons	1.07E+06	3,600	-	-	-	-	-	-	-	-
EPB2CG2-1	2-01-001-02	121.80	gallons	1.07E+06	3,600	-	-	-	-	-	-	-	-
EPB2CG3-1	2-01-001-02	121.80	gallons	1.07E+06	3,600	-	-	-	-	-	-	-	-
EPB2CG4-1	2-01-001-02	121.80	gallons	1.07E+06	3,600	-	-	-	-	-	-	-	-
EPB2CG5-1	2-01-001-02	121.80	gallons	1.07E+06	3,600	-	-	-	-	-	-	-	-
EPB2CG6-1	2-01-001-02	121.80	gallons	1.07E+06	3,600	-	-	-	-	-	-	-	-
EPB2CG7-1	2-01-001-02	121.80	gallons	1.07E+06	3,600	-	-	-	-	-	-	-	-
EPB2LTG1-1	2-01-001-02	121.80	gallons	1.07E+06	3,600	-	-	-	-	-	-	-	-
EPB2LTG2-1	2-01-001-02	121.80	gallons	1.07E+06	3,600	-	-	-	-	-	-	-	-
EPB2LTG3-1	2-01-001-02	121.80	gallons	1.07E+06	3,600	-	-	-	-	-	-	-	-
EPFP-1	2-01-001-02	26.30	gallons	230,388	2,888	-	-	-	-	-	-	-	-
EPGH-1	2-01-001-02	37.60	gallons	329,376	4,125	-	-	-	-	-	-	-	-
B1CT1-1	3-85-001-01	309,600	gals	2.71E+09	565.00	-	-	-	-	-	-	-	-
B1CT2-1	3-85-001-01	309,600	gals	2.71E+09	565.00	-	-	-	-	-	-	-	-
B1CT3-1	3-85-001-01	309,600	gals	2.71E+09	565.00	-	-	-	-	-	-	-	-
B1CT4-1	3-85-001-01	309,600	gals	2.71E+09	565.00	-	-	-	-	-	-	-	-
B1CT5-1	3-85-001-01	309,600	gals	2.71E+09	565.00	-	-	-	-	-	-	-	-
B1CT6-1	3-85-001-01	309,600	gals	2.71E+09	565.00	-	-	-	-	-	-	-	-

SECTION 5 – MAXIMUM POTENTIAL TO EMIT (MPTE)

Table 5-D: New/Modified/Reconstructed Emission Units MPTE – PSD-Specific Pollutant Emissions

Please list maximum potential emissions of all pollutants for each emission unit in pounds per year.

Emission Unit #	SCC Code	Hourly Process Rate	Process Rate Units	Max Annual Throughput	PM	Fluorides	H_2SO_4	H_2S	TRS (inc. H_2S)	MWC Organics	MWC Metals	MWC Acid Gas	MSWL Emissions
B1CT7-1	3-85-001-01	309,600	gals	2.71E+09	565.00	-	-	-	-	-	-	-	-
B1CT8-1	3-85-001-01	309,600	gals	2.71E+09	565.00	-	-	-	-	-	-	-	-
B1CT9-1	3-85-001-01	309,600	gals	2.71E+09	565.00	-	-	-	-	-	-	-	-
B1CT10-1	3-85-001-01	309,600	gals	2.71E+09	565.00	-	-	-	-	-	-	-	-
B1CT11-1	3-85-001-01	309,600	gals	2.71E+09	565.00	-	-	-	-	-	-	-	-
B1CT12-1	3-85-001-01	309,600	gals	2.71E+09	565.00	-	-	-	-	-	-	-	-
B2CT1-1	3-85-001-01	309,600	gals	2.71E+09	565.00	-	-	-	-	-	-	-	-
B2CT2-1	3-85-001-01	309,600	gals	2.71E+09	565.00	-	-	-	-	-	-	-	-
B2CT3-1	3-85-001-01	309,600	gals	2.71E+09	565.00	-	-	-	-	-	-	-	-
B2CT4-1	3-85-001-01	309,600	gals	2.71E+09	565.00	-	-	-	-	-	-	-	-
B2CT5-1	3-85-001-01	309,600	gals	2.71E+09	565.00	-	-	-	-	-	-	-	-
B2CT6-1	3-85-001-01	309,600	gals	2.71E+09	565.00	-	-	-	-	-	-	-	-
B2CT7-1	3-85-001-01	309,600	gals	2.71E+09	565.00	-	-	-	-	-	-	-	-
B2CT8-1	3-85-001-01	309,600	gals	2.71E+09	565.00	-	-	-	-	-	-	-	-
B2CT9-1	3-85-001-01	309,600	gals	2.71E+09	565.00	-	-	-	-	-	-	-	-
B2CT10-1	3-85-001-01	309,600	gals	2.71E+09	565.00	-	-	-	-	-	-	-	-
B2CT11-1	3-85-001-01	309,600	gals	2.71E+09	565.00	-	-	-	-	-	-	-	-
B2CT12-1	3-85-001-01	309,600	gals	2.71E+09	565.00	-	-	-	-	-	-	-	-
TANKS-1	3-90-900-04	16,875	gals	1.48E+08	-	-	-	-	-	-	-	-	-

SECTION 5 – MAXIMUM POTENTIAL TO EMIT (MPTE)

Table 5-E: Maximum Potential to Emit and Construction Permit Thresholds

Criteria Air Pollutants	Emissions (tons per year)	Construction PermitThreshold (tons per year)	Meet or Exceed?	PSD Permit Threshold (tons per year)	Meet or Exceed?
PM_{10}	234.65	15.0	**Yes**	15.0	**Yes**
$PM_{2.5}$	232.76	10.0	**Yes**	10.0	**Yes**
NOx	18,907.52	40.0	**Yes**	40.0	**Yes**
SOx	23.36	40.0	No	40.0	No
VOC	381.28	40.0	**Yes**	40.0	**Yes**
CO	3,521.82	50.0	**Yes**	100.0	**Yes**
Lead	0.00	0.6	No	0.6	No

Hazardous Air Pollutants	Emissions (tons per year)	Const. Permit & Toxic BACT Threshold (tons per year)	Meet or Exceed?	Toxic MACT Threshold (tons per year)	Meet or Exceed?
Greatest Single HAP	8.43	2.5	**Yes**	10.0	No
Total Combined HAP	17.11	10.0	**Yes**	25.0	No

SECTION 5 – MAXIMUM POTENTIAL TO EMIT (MPTE)

Table 5-E: Maximum Potential to Emit and Construction Permit Thresholds

PSD-Only Pollutants	Emissions (tons per year)	Construction PermitThreshold (tons per year)	Meet or Exceed?	PSD Permit Threshold (tons per year)	Meet or Exceed?
PM	325.77			25.0	**Yes**
Fluorides	0.00			3.0	No
Sulfuric Acid Mist (H_2SO_4)	0.00			7.0	No
Hydrogen Sulfide (H_2S)	0.00			10.0	No
Total Reduced Sulfur Compounds (including H_2S)	0.00			10.0	No
GHGs	1,813,712.93				

PSD-Only Pollutants	Emissions (megagrams per year)	Construction PermitThreshold (tons per year)	Meet or Exceed?	PSD Permit Threshold (megagrams per year)	Meet or Exceed?
Municipal Waste Combustor Organics	0.00E+00			3.20E-06	No
Municipal Waste Combustor Metals	0.00			14.0	No
Municipal Waste Combustor Acid Gases	0.00			36.0	No
Municipal Solid Waste Landfill Emissions	0.00			45.0	No

SECTION 6: CONSTRUCTION PERMIT DETERMINATION

Part A: Current Source Classification		
The potential to emit (PTE) exceeds both minor 'New Source Review' (NSR) and Prevention of Significant Deterioration (PSD) permit thresholds. Proceed with the following.		
Is your source currently a 'major source' for the purpose of Prevention of Significant Deterioration (PSD) of Air Quality?	☐ **Yes**	☑ **No**
Is your source included in any of the source categories in Article 2, Section 2, paragraph (H)(1) of the LLCAPCPRS?	☐ **Yes**	☑ **No**
Part B: Construction Permit Determination		
Your source will require a minor NSR construction permit for this modification, and if you don't already hold an operating permit, you may be required to obtain an operating permit unless you agree to limits.		
Do you wish to take enforceable permit requirements to limit emissions to levels that are lower than PSD permit thresholds?	☑ **Yes**	☐ **No**
By accepting emission limits maintaining actual emissions below PSD thresholds, you will avoid applicability of PSD requirements for this modification. **Proceed to Part C below.**		
Part C: Toxic 'Best Available Control Technology' (T-BACT) Determination		
The PTE for hazardous air pollutants is in excess of the thresholds set forth for air toxics 'Best Available Control Technology' (BACT) requirements, and you may be required to install additional controls unless you accept limits.		
Do you wish to take enforceable permit requirements to limit emissions to levels that are lower than T-BACT thresholds?	☑ **Yes**	☐ **No**
By accepting emission limits maintaining actual emissions below toxics-BACT thresholds, you will avoid applicability of those requirements for this modification. **Proceed to Part E below.**		

Part D: Toxic 'Maximum Achievable Control Technology' (MACT) Determination		
Not applicable.		
	☐	☐

Part E: Source Elected Requirements for Actual Emission Reductions		
All sources that are required to hold a construction permit are required to pay an annual emission fee based on actual pollutant emissions. You may agree to control requirements in order to reduce actual emissions of pollutants to the atmosphere, thereby reducing the annual emission fees. Check the following, as applicable.		
Do you agree to accept control requirements to reduce actual pollutant emissions?	☑ Yes	☐ No
Complete Table 6-A by indicating which emission units will AND will not be equipped with emission controls.		
Also complete Table 6-B by indicating which emission units will AND will not be subject to emission limits, as indicated in Parts B, C, and D above (as applicable).		

SECTION 6 – CONSTRUCTION PERMIT DETERMINATION

Table 6-A: Source-Elected Throughput Limits and Emission Control Requirements

In the table below, indicate which emission units you will either accept throughput limits on, or to which you will agree to apply control equipment.

Emission Unit #	SCC Code	Agree to Throughput Limit?	Maximum Annual Throughput	Annual Throughput Limit	Throughput Units	Agree to Emission Controls?	Control Device ID	Control Type	If 'Other', Specify Type
EPB1G1-1	2-01-001-02	Yes	1.85E+06	20,700	gallons/yr	No			
EPB1G2-1	2-01-001-02	Yes	1.85E+06	20,700	gallons/yr	No			
EPB1G3-1	2-01-001-02	Yes	1.85E+06	20,700	gallons/yr	No			
EPB1G4-1	2-01-001-02	Yes	1.85E+06	20,700	gallons/yr	No			
EPB1G5-1	2-01-001-02	Yes	1.85E+06	20,700	gallons/yr	No			
EPB1G6-1	2-01-001-02	Yes	1.85E+06	20,700	gallons/yr	No			
EPB1G7-1	2-01-001-02	Yes	1.85E+06	20,700	gallons/yr	No			
EPB1G8-1	2-01-001-02	Yes	1.85E+06	20,700	gallons/yr	No			
EPB1G9-1	2-01-001-02	Yes	1.85E+06	20,700	gallons/yr	No			
EPB1G10-1	2-01-001-02	Yes	1.85E+06	20,700	gallons/yr	No			
EPB1G11-1	2-01-001-02	Yes	1.85E+06	20,700	gallons/yr	No			
EPB1G12-1	2-01-001-02	Yes	1.85E+06	20,700	gallons/yr	No			
EPB1G13-1	2-01-001-02	Yes	1.85E+06	20,700	gallons/yr	No			
EPB1G14-1	2-01-001-02	Yes	1.85E+06	20,700	gallons/yr	No			
EPB1G15-1	2-01-001-02	Yes	1.85E+06	20,700	gallons/yr	No			
EPB1G16-1	2-01-001-02	Yes	1.85E+06	20,700	gallons/yr	No			
EPB1G17-1	2-01-001-02	Yes	1.85E+06	20,700	gallons/yr	No			
EPB1G18-1	2-01-001-02	Yes	1.85E+06	20,700	gallons/yr	No			
EPB1G19-1	2-01-001-02	Yes	1.85E+06	20,700	gallons/yr	No			
EPB1G20-1	2-01-001-02	Yes	1.85E+06	20,700	gallons/yr	No			
EPB1G21-1	2-01-001-02	Yes	1.85E+06	20,700	gallons/yr	No			
EPB1G22-1	2-01-001-02	Yes	1.85E+06	20,700	gallons/yr	No			
EPB1G23-1	2-01-001-02	Yes	1.85E+06	20,700	gallons/yr	No			
EPB1G24-1	2-01-001-02	Yes	1.85E+06	20,700	gallons/yr	No			
EPB1G25-1	2-01-001-02	Yes	1.85E+06	20,700	gallons/yr	No			
EPB1G26-1	2-01-001-02	Yes	1.85E+06	20,700	gallons/yr	No			
EPB1G27-1	2-01-001-02	Yes	1.85E+06	20,700	gallons/yr	No			
EPB1G28-1	2-01-001-02	Yes	1.85E+06	20,700	gallons/yr	No			
EPB1G29-1	2-01-001-02	Yes	1.85E+06	20,700	gallons/yr	No			
EPB1G30-1	2-01-001-02	Yes	1.85E+06	20,700	gallons/yr	No			
EPB1G31-1	2-01-001-02	Yes	1.85E+06	20,700	gallons/yr	No			
EPB1G32-1	2-01-001-02	Yes	1.85E+06	20,700	gallons/yr	No			

Table 6A Annual Fuel Use Explanation

An average engine fuel use rate, on an annual basis, was used as the annual fuel use limit for each engine in column E.

The average fuel use rate per engine is calculated as: (1,863,000 gallons/year facility-wide) / (90 total emergency engines) = 20,700 gallons/engine-year

A facility-wide limit of 1,863,000 gallons of diesel use per year limits facility-wide NOx to no more than 249 tons per year to remain a minor source relative to the PSD major source threshold of 250 tons/year per PSD pollutant.

Specifically, 1,863,000 gallons of diesel use per year limits facility-wide NOx to 248.71 tons per year as shown in Table 7E.

SECTION 6 – CONSTRUCTION PERMIT DETERMINATION

Table 6-A: Source-Elected Throughput Limits and Emission Control Requirements

In the table below, indicate which emission units you will either accept throughput limits on, or to which you will agree to apply control equipment.

Emission Unit #	SCC Code	Agree to Throughput Limit?	Maximum Annual Throughput	Annual Throughput Limit	Throughput Units	Agree to Emission Controls?	Control Device ID	Control Type	If 'Other', Specify Type
EPB1G33-1	2-01-001-02	Yes	1.85E+06	20,700	gallons/yr	No			
EPB1G34-1	2-01-001-02	Yes	1.85E+06	20,700	gallons/yr	No			
EPB1CG1-1	2-01-001-02	Yes	1.07E+06	20,700	gallons/yr	No			
EPB1CG2-1	2-01-001-02	Yes	1.07E+06	20,700	gallons/yr	No			
EPB1CG3-1	2-01-001-02	Yes	1.07E+06	20,700	gallons/yr	No			
EPB1CG4-1	2-01-001-02	Yes	1.07E+06	20,700	gallons/yr	No			
EPB1CG5-1	2-01-001-02	Yes	1.07E+06	20,700	gallons/yr	No			
EPB1CG6-1	2-01-001-02	Yes	1.07E+06	20,700	gallons/yr	No			
EPB1CG7-1	2-01-001-02	Yes	1.07E+06	20,700	gallons/yr	No			
EPB1LTG1-1	2-01-001-02	Yes	1.07E+06	20,700	gallons/yr	No			
EPB1LTG2-1	2-01-001-02	Yes	1.07E+06	20,700	gallons/yr	No			
EPB1LTG3-1	2-01-001-02	Yes	1.07E+06	20,700	gallons/yr	No			
EPB2G1-1	2-01-001-02	Yes	1.85E+06	20,700	gallons/yr	No			
EPB2G2-1	2-01-001-02	Yes	1.85E+06	20,700	gallons/yr	No			
EPB2G3-1	2-01-001-02	Yes	1.85E+06	20,700	gallons/yr	No			
EPB2G4-1	2-01-001-02	Yes	1.85E+06	20,700	gallons/yr	No			
EPB2G5-1	2-01-001-02	Yes	1.85E+06	20,700	gallons/yr	No			
EPB2G6-1	2-01-001-02	Yes	1.85E+06	20,700	gallons/yr	No			
EPB2G7-1	2-01-001-02	Yes	1.85E+06	20,700	gallons/yr	No			
EPB2G8-1	2-01-001-02	Yes	1.85E+06	20,700	gallons/yr	No			
EPB2G9-1	2-01-001-02	Yes	1.85E+06	20,700	gallons/yr	No			
EPB2G10-1	2-01-001-02	Yes	1.85E+06	20,700	gallons/yr	No			
EPB2G11-1	2-01-001-02	Yes	1.85E+06	20,700	gallons/yr	No			
EPB2G12-1	2-01-001-02	Yes	1.85E+06	20,700	gallons/yr	No			
EPB2G13-1	2-01-001-02	Yes	1.85E+06	20,700	gallons/yr	No			
EPB2G14-1	2-01-001-02	Yes	1.85E+06	20,700	gallons/yr	No			
EPB2G15-1	2-01-001-02	Yes	1.85E+06	20,700	gallons/yr	No			
EPB2G16-1	2-01-001-02	Yes	1.85E+06	20,700	gallons/yr	No			
EPB2G17-1	2-01-001-02	Yes	1.85E+06	20,700	gallons/yr	No			
EPB2G18-1	2-01-001-02	Yes	1.85E+06	20,700	gallons/yr	No			
EPB2G19-1	2-01-001-02	Yes	1.85E+06	20,700	gallons/yr	No			

SECTION 6 – CONSTRUCTION PERMIT DETERMINATION

Table 6-A: Source-Elected Throughput Limits and Emission Control Requirements

In the table below, indicate which emission units you will either accept throughput limits on, or to which you will agree to apply control equipment.

Emission Unit #	SCC Code	Agree to Throughput Limit?	Maximum Annual Throughput	Annual Throughput Limit	Throughput Units	Agree to Emission Controls?	Control Device ID	Control Type	If 'Other', Specify Type
EPB2G20-1	2-01-001-02	Yes	1.85E+06	20,700	gallons/yr	No			
EPB2G21-1	2-01-001-02	Yes	1.85E+06	20,700	gallons/yr	No			
EPB2G22-1	2-01-001-02	Yes	1.85E+06	20,700	gallons/yr	No			
EPB2G23-1	2-01-001-02	Yes	1.85E+06	20,700	gallons/yr	No			
EPB2G24-1	2-01-001-02	Yes	1.85E+06	20,700	gallons/yr	No			
EPB2G25-1	2-01-001-02	Yes	1.85E+06	20,700	gallons/yr	No			
EPB2G26-1	2-01-001-02	Yes	1.85E+06	20,700	gallons/yr	No			
EPB2G27-1	2-01-001-02	Yes	1.85E+06	20,700	gallons/yr	No			
EPB2G28-1	2-01-001-02	Yes	1.85E+06	20,700	gallons/yr	No			
EPB2G29-1	2-01-001-02	Yes	1.85E+06	20,700	gallons/yr	No			
EPB2G30-1	2-01-001-02	Yes	1.85E+06	20,700	gallons/yr	No			
EPB2G31-1	2-01-001-02	Yes	1.85E+06	20,700	gallons/yr	No			
EPB2G32-1	2-01-001-02	Yes	1.85E+06	20,700	gallons/yr	No			
EPB2G33-1	2-01-001-02	Yes	1.85E+06	20,700	gallons/yr	No			
EPB2G34-1	2-01-001-02	Yes	1.85E+06	20,700	gallons/yr	No			
EPB2CG1-1	2-01-001-02	Yes	1.07E+06	20,700	gallons/yr	No			
EPB2CG2-1	2-01-001-02	Yes	1.07E+06	20,700	gallons/yr	No			
EPB2CG3-1	2-01-001-02	Yes	1.07E+06	20,700	gallons/yr	No			
EPB2CG4-1	2-01-001-02	Yes	1.07E+06	20,700	gallons/yr	No			
EPB2CG5-1	2-01-001-02	Yes	1.07E+06	20,700	gallons/yr	No			
EPB2CG6-1	2-01-001-02	Yes	1.07E+06	20,700	gallons/yr	No			
EPB2CG7-1	2-01-001-02	Yes	1.07E+06	20,700	gallons/yr	No			
EPB2LTG1-1	2-01-001-02	Yes	1.07E+06	20,700	gallons/yr	No			
EPB2LTG2-1	2-01-001-02	Yes	1.07E+06	20,700	gallons/yr	No			
EPB2LTG3-1	2-01-001-02	Yes	1.07E+06	20,700	gallons/yr	No			
EPFP-1	2-01-001-02	Yes	230,388	20,700	gallons/yr	No			
EPGH-1	2-01-001-02	Yes	329,376	20,700	gallons/yr	No			
B1CT1-1	3-85-001-01	No	2.71E+09		gals/yr	No			
B1CT2-1	3-85-001-01	No	2.71E+09		gals/yr	No			
B1CT3-1	3-85-001-01	No	2.71E+09		gals/yr	No			
B1CT4-1	3-85-001-01	No	2.71E+09		gals/yr	No			

SECTION 6 – CONSTRUCTION PERMIT DETERMINATION

Table 6-A: Source-Elected Throughput Limits and Emission Control Requirements

In the table below, indicate which emission units you will either accept throughput limits on, or to which you will agree to apply control equipment.

Emission Unit #	SCC Code	Agree to Throughput Limit?	Maximum Annual Throughput	Annual Throughput Limit	Throughput Units	Agree to Emission Controls?	Control Device ID	Control Type	If 'Other', Specify Type
B1CT5-1	3-85-001-01	No	2.71E+09		gals/yr	No			
B1CT6-1	3-85-001-01	No	2.71E+09		gals/yr	No			
B1CT7-1	3-85-001-01	No	2.71E+09		gals/yr	No			
B1CT8-1	3-85-001-01	No	2.71E+09		gals/yr	No			
B1CT9-1	3-85-001-01	No	2.71E+09		gals/yr	No			
B1CT10-1	3-85-001-01	No	2.71E+09		gals/yr	No			
B1CT11-1	3-85-001-01	No	2.71E+09		gals/yr	No			
B1CT12-1	3-85-001-01	No	2.71E+09		gals/yr	No			
B2CT1-1	3-85-001-01	No	2.71E+09		gals/yr	No			
B2CT2-1	3-85-001-01	No	2.71E+09		gals/yr	No			
B2CT3-1	3-85-001-01	No	2.71E+09		gals/yr	No			
B2CT4-1	3-85-001-01	No	2.71E+09		gals/yr	No			
B2CT5-1	3-85-001-01	No	2.71E+09		gals/yr	No			
B2CT6-1	3-85-001-01	No	2.71E+09		gals/yr	No			
B2CT7-1	3-85-001-01	No	2.71E+09		gals/yr	No			
B2CT8-1	3-85-001-01	No	2.71E+09		gals/yr	No			
B2CT9-1	3-85-001-01	No	2.71E+09		gals/yr	No			
B2CT10-1	3-85-001-01	No	2.71E+09		gals/yr	No			
B2CT11-1	3-85-001-01	No	2.71E+09		gals/yr	No			
B2CT12-1	3-85-001-01	No	2.71E+09		gals/yr	No			
TANKS-1	3-90-900-04	Yes	1.48E+08	1,863,000	gals/yr	No			

SECTION 6 – MAXIMUM POTENTIAL TO EMIT (MPTE)

		PM_{10}	$PM_{2.5}$	NOx	SOx	VOC	CO	GHGs (CO_2e)	LEAD	Individual HAP	Total HAP
Do you wish to accept facility-wide emission limits as part of this construction permit? If "Yes", enter the limit(s) in units of pounds. For pollutants with no limit, enter zero (0).	☐ Yes										
	☑ No	-	-		-	-	-	-	-	-	-

		PM_{10}	$PM_{2.5}$	NOx	SOx	VOC	CO	GHGs (CO_2e)	LEAD	Individual HAP	Total HAP
Do you wish to accept emission limits that will apply to all of the emission units listed in Table 3-A as part of this construction permit? If "Yes", enter the limit(s) in units of pounds. For pollutants with no limit, enter zero (0).	☐ Yes										
	☑ No	-	-		-	-	-	-	-	-	-

SECTION 6 – MAXIMUM POTENTIAL TO EMIT (MPTE)

Table 6-B: Source-Elected Emission Limits

If you would like to accept unit-specific emission limits as part of your construction permit, check the box for "Yes" for every unit you wish to apply unit-specific limits, and enter the limit you agree to accept in units of pounds. For pollutants with no limit, enter zero (0).

Emission Unit #	SCC Code	Agreed to throughput limits or controls?	Agree to emission limit?	PM_{10}	$PM_{2.5}$	NOx	SOx	VOC	CO	GHGs (CO_2e)	LEAD	Individual HAP	Total HAP
EPB1G1-1	2-01-001-02	Yes	Yes	96.86	96.86	5,527	5.54	150.17	1,367	534,501	-	2.48	5.03
EPB1G2-1	2-01-001-02	Yes	Yes	96.86	96.86	5,527	5.54	150.17	1,367	534,501	-	2.48	5.03
EPB1G3-1	2-01-001-02	Yes	Yes	96.86	96.86	5,527	5.54	150.17	1,367	534,501	-	2.48	5.03
EPB1G4-1	2-01-001-02	Yes	Yes	96.86	96.86	5,527	5.54	150.17	1,367	534,501	-	2.48	5.03
EPB1G5-1	2-01-001-02	Yes	Yes	96.86	96.86	5,527	5.54	150.17	1,367	534,501	-	2.48	5.03
EPB1G6-1	2-01-001-02	Yes	Yes	96.86	96.86	5,527	5.54	150.17	1,367	534,501	-	2.48	5.03
EPB1G7-1	2-01-001-02	Yes	Yes	96.86	96.86	5,527	5.54	150.17	1,367	534,501	-	2.48	5.03
EPB1G8-1	2-01-001-02	Yes	Yes	96.86	96.86	5,527	5.54	150.17	1,367	534,501	-	2.48	5.03
EPB1G9-1	2-01-001-02	Yes	Yes	96.86	96.86	5,527	5.54	150.17	1,367	534,501	-	2.48	5.03
EPB1G10-1	2-01-001-02	Yes	Yes	96.86	96.86	5,527	5.54	150.17	1,367	534,501	-	2.48	5.03
EPB1G11-1	2-01-001-02	Yes	Yes	96.86	96.86	5,527	5.54	150.17	1,367	534,501	-	2.48	5.03
EPB1G12-1	2-01-001-02	Yes	Yes	96.86	96.86	5,527	5.54	150.17	1,367	534,501	-	2.48	5.03
EPB1G13-1	2-01-001-02	Yes	Yes	96.86	96.86	5,527	5.54	150.17	1,367	534,501	-	2.48	5.03
EPB1G14-1	2-01-001-02	Yes	Yes	96.86	96.86	5,527	5.54	150.17	1,367	534,501	-	2.48	5.03
EPB1G15-1	2-01-001-02	Yes	Yes	96.86	96.86	5,527	5.54	150.17	1,367	534,501	-	2.48	5.03
EPB1G16-1	2-01-001-02	Yes	Yes	96.86	96.86	5,527	5.54	150.17	1,367	534,501	-	2.48	5.03
EPB1G17-1	2-01-001-02	Yes	Yes	96.86	96.86	5,527	5.54	150.17	1,367	534,501	-	2.48	5.03
EPB1G18-1	2-01-001-02	Yes	Yes	96.86	96.86	5,527	5.54	150.17	1,367	534,501	-	2.48	5.03
EPB1G19-1	2-01-001-02	Yes	Yes	96.86	96.86	5,527	5.54	150.17	1,367	534,501	-	2.48	5.03
EPB1G20-1	2-01-001-02	Yes	Yes	96.86	96.86	5,527	5.54	150.17	1,367	534,501	-	2.48	5.03
EPB1G21-1	2-01-001-02	Yes	Yes	96.86	96.86	5,527	5.54	150.17	1,367	534,501	-	2.48	5.03
EPB1G22-1	2-01-001-02	Yes	Yes	96.86	96.86	5,527	5.54	150.17	1,367	534,501	-	2.48	5.03
EPB1G23-1	2-01-001-02	Yes	Yes	96.86	96.86	5,527	5.54	150.17	1,367	534,501	-	2.48	5.03
EPB1G24-1	2-01-001-02	Yes	Yes	96.86	96.86	5,527	5.54	150.17	1,367	534,501	-	2.48	5.03
EPB1G25-1	2-01-001-02	Yes	Yes	96.86	96.86	5,527	5.54	150.17	1,367	534,501	-	2.48	5.03
EPB1G26-1	2-01-001-02	Yes	Yes	96.86	96.86	5,527	5.54	150.17	1,367	534,501	-	2.48	5.03
EPB1G27-1	2-01-001-02	Yes	Yes	96.86	96.86	5,527	5.54	150.17	1,367	534,501	-	2.48	5.03
EPB1G28-1	2-01-001-02	Yes	Yes	96.86	96.86	5,527	5.54	150.17	1,367	534,501	-	2.48	5.03
EPB1G29-1	2-01-001-02	Yes	Yes	96.86	96.86	5,527	5.54	150.17	1,367	534,501	-	2.48	5.03
EPB1G30-1	2-01-001-02	Yes	Yes	96.86	96.86	5,527	5.54	150.17	1,367	534,501	-	2.48	5.03

SECTION 6 – MAXIMUM POTENTIAL TO EMIT (MPTE)

Table 6-B: Source-Elected Emission Limits

If you would like to accept unit-specific emission limits as part of your construction permit, check the box for "Yes" for every unit you wish to apply unit-specific limits, and enter the limit you agree to accept in units of pounds. For pollutants with no limit, enter zero (0).

Emission Unit #	SCC Code	Agreed to throughput limits or controls?	Agree to emission limit?	PM_{10}	$PM_{2.5}$	NOx	SOx	VOC	CO	GHGs (CO_2e)	LEAD	Individual HAP	Total HAP
EPB1G31-1	2-01-001-02	Yes	Yes	96.86	96.86	5,527	5.54	150.17	1,367	534,501	-	2.48	5.03
EPB1G32-1	2-01-001-02	Yes	Yes	96.86	96.86	5,527	5.54	150.17	1,367	534,501	-	2.48	5.03
EPB1G33-1	2-01-001-02	Yes	Yes	96.86	96.86	5,527	5.54	150.17	1,367	534,501	-	2.48	5.03
EPB1G34-1	2-01-001-02	Yes	Yes	96.86	96.86	5,527	5.54	150.17	1,367	534,501	-	2.48	5.03
EPB1CG1-1	2-01-001-02	Yes	Yes	46.74	46.74	5,527	3.57	101.45	605.30	344,852	-	1.60	3.25
EPB1CG2-1	2-01-001-02	Yes	Yes	46.74	46.74	5,527	3.57	101.45	605.30	344,852	-	1.60	3.25
EPB1CG3-1	2-01-001-02	Yes	Yes	46.74	46.74	5,527	3.57	101.45	605.30	344,852	-	1.60	3.25
EPB1CG4-1	2-01-001-02	Yes	Yes	46.74	46.74	5,527	3.57	101.45	605.30	344,852	-	1.60	3.25
EPB1CG5-1	2-01-001-02	Yes	Yes	46.74	46.74	5,527	3.57	101.45	605.30	344,852	-	1.60	3.25
EPB1CG6-1	2-01-001-02	Yes	Yes	46.74	46.74	5,527	3.57	101.45	605.30	344,852	-	1.60	3.25
EPB1CG7-1	2-01-001-02	Yes	Yes	46.74	46.74	5,527	3.57	101.45	605.30	344,852	-	1.60	3.25
EPB1LTG1-1	2-01-001-02	Yes	Yes	46.74	46.74	5,527	3.57	101.45	605.30	344,852	-	1.60	3.25
EPB1LTG2-1	2-01-001-02	Yes	Yes	46.74	46.74	5,527	3.57	101.45	605.30	344,852	-	1.60	3.25
EPB1LTG3-1	2-01-001-02	Yes	Yes	46.74	46.74	5,527	3.57	101.45	605.30	344,852	-	1.60	3.25
EPB2G1-1	2-01-001-02	Yes	Yes	96.86	96.86	5,527	5.54	150.17	1,367	534,501	-	2.48	5.03
EPB2G2-1	2-01-001-02	Yes	Yes	96.86	96.86	5,527	5.54	150.17	1,367	534,501	-	2.48	5.03
EPB2G3-1	2-01-001-02	Yes	Yes	96.86	96.86	5,527	5.54	150.17	1,367	534,501	-	2.48	5.03
EPB2G4-1	2-01-001-02	Yes	Yes	96.86	96.86	5,527	5.54	150.17	1,367	534,501	-	2.48	5.03
EPB2G5-1	2-01-001-02	Yes	Yes	96.86	96.86	5,527	5.54	150.17	1,367	534,501	-	2.48	5.03
EPB2G6-1	2-01-001-02	Yes	Yes	96.86	96.86	5,527	5.54	150.17	1,367	534,501	-	2.48	5.03
EPB2G7-1	2-01-001-02	Yes	Yes	96.86	96.86	5,527	5.54	150.17	1,367	534,501	-	2.48	5.03
EPB2G8-1	2-01-001-02	Yes	Yes	96.86	96.86	5,527	5.54	150.17	1,367	534,501	-	2.48	5.03
EPB2G9-1	2-01-001-02	Yes	Yes	96.86	96.86	5,527	5.54	150.17	1,367	534,501	-	2.48	5.03
EPB2G10-1	2-01-001-02	Yes	Yes	96.86	96.86	5,527	5.54	150.17	1,367	534,501	-	2.48	5.03
EPB2G11-1	2-01-001-02	Yes	Yes	96.86	96.86	5,527	5.54	150.17	1,367	534,501	-	2.48	5.03
EPB2G12-1	2-01-001-02	Yes	Yes	96.86	96.86	5,527	5.54	150.17	1,367	534,501	-	2.48	5.03
EPB2G13-1	2-01-001-02	Yes	Yes	96.86	96.86	5,527	5.54	150.17	1,367	534,501	-	2.48	5.03
EPB2G14-1	2-01-001-02	Yes	Yes	96.86	96.86	5,527	5.54	150.17	1,367	534,501	-	2.48	5.03
EPB2G15-1	2-01-001-02	Yes	Yes	96.86	96.86	5,527	5.54	150.17	1,367	534,501	-	2.48	5.03
EPB2G16-1	2-01-001-02	Yes	Yes	96.86	96.86	5,527	5.54	150.17	1,367	534,501	-	2.48	5.03

SECTION 6 – MAXIMUM POTENTIAL TO EMIT (MPTE)

Table 6-B: Source-Elected Emission Limits

If you would like to accept unit-specific emission limits as part of your construction permit, check the box for "Yes" for every unit you wish to apply unit-specific limits, and enter the limit you agree to accept in units of pounds. For pollutants with no limit, enter zero (0).

Emission Unit #	SCC Code	Agreed to throughput limits or controls?	Agree to emission limit?	PM_{10}	$PM_{2.5}$	NOx	SOx	VOC	CO	GHGs (CO_2e)	LEAD	Individual HAP	Total HAP
EPB2G17-1	2-01-001-02	Yes	Yes	96.86	96.86	5,527	5.54	150.17	1,367	534,501	-	2.48	5.03
EPB2G18-1	2-01-001-02	Yes	Yes	96.86	96.86	5,527	5.54	150.17	1,367	534,501	-	2.48	5.03
EPB2G19-1	2-01-001-02	Yes	Yes	96.86	96.86	5,527	5.54	150.17	1,367	534,501	-	2.48	5.03
EPB2G20-1	2-01-001-02	Yes	Yes	96.86	96.86	5,527	5.54	150.17	1,367	534,501	-	2.48	5.03
EPB2G21-1	2-01-001-02	Yes	Yes	96.86	96.86	5,527	5.54	150.17	1,367	534,501	-	2.48	5.03
EPB2G22-1	2-01-001-02	Yes	Yes	96.86	96.86	5,527	5.54	150.17	1,367	534,501	-	2.48	5.03
EPB2G23-1	2-01-001-02	Yes	Yes	96.86	96.86	5,527	5.54	150.17	1,367	534,501	-	2.48	5.03
EPB2G24-1	2-01-001-02	Yes	Yes	96.86	96.86	5,527	5.54	150.17	1,367	534,501	-	2.48	5.03
EPB2G25-1	2-01-001-02	Yes	Yes	96.86	96.86	5,527	5.54	150.17	1,367	534,501	-	2.48	5.03
EPB2G26-1	2-01-001-02	Yes	Yes	96.86	96.86	5,527	5.54	150.17	1,367	534,501	-	2.48	5.03
EPB2G27-1	2-01-001-02	Yes	Yes	96.86	96.86	5,527	5.54	150.17	1,367	534,501	-	2.48	5.03
EPB2G28-1	2-01-001-02	Yes	Yes	96.86	96.86	5,527	5.54	150.17	1,367	534,501	-	2.48	5.03
EPB2G29-1	2-01-001-02	Yes	Yes	96.86	96.86	5,527	5.54	150.17	1,367	534,501	-	2.48	5.03
EPB2G30-1	2-01-001-02	Yes	Yes	96.86	96.86	5,527	5.54	150.17	1,367	534,501	-	2.48	5.03
EPB2G31-1	2-01-001-02	Yes	Yes	96.86	96.86	5,527	5.54	150.17	1,367	534,501	-	2.48	5.03
EPB2G32-1	2-01-001-02	Yes	Yes	96.86	96.86	5,527	5.54	150.17	1,367	534,501	-	2.48	5.03
EPB2G33-1	2-01-001-02	Yes	Yes	96.86	96.86	5,527	5.54	150.17	1,367	534,501	-	2.48	5.03
EPB2G34-1	2-01-001-02	Yes	Yes	96.86	96.86	5,527	5.54	150.17	1,367	534,501	-	2.48	5.03
EPB2CG1-1	2-01-001-02	Yes	Yes	46.74	46.74	5,527	3.57	101.45	605.30	344,852	-	1.60	3.25
EPB2CG2-1	2-01-001-02	Yes	Yes	46.74	46.74	5,527	3.57	101.45	605.30	344,852	-	1.60	3.25
EPB2CG3-1	2-01-001-02	Yes	Yes	46.74	46.74	5,527	3.57	101.45	605.30	344,852	-	1.60	3.25
EPB2CG4-1	2-01-001-02	Yes	Yes	46.74	46.74	5,527	3.57	101.45	605.30	344,852	-	1.60	3.25
EPB2CG5-1	2-01-001-02	Yes	Yes	46.74	46.74	5,527	3.57	101.45	605.30	344,852	-	1.60	3.25
EPB2CG6-1	2-01-001-02	Yes	Yes	46.74	46.74	5,527	3.57	101.45	605.30	344,852	-	1.60	3.25
EPB2CG7-1	2-01-001-02	Yes	Yes	46.74	46.74	5,527	3.57	101.45	605.30	344,852	-	1.60	3.25
EPB2LTG1-1	2-01-001-02	Yes	Yes	46.74	46.74	5,527	3.57	101.45	605.30	344,852	-	1.60	3.25
EPB2LTG2-1	2-01-001-02	Yes	Yes	46.74	46.74	5,527	3.57	101.45	605.30	344,852	-	1.60	3.25
EPB2LTG3-1	2-01-001-02	Yes	Yes	46.74	46.74	5,527	3.57	101.45	605.30	344,852	-	1.60	3.25
EPFP-1	2-01-001-02	Yes	Yes	187.70	187.70	5,527	596.00	692.56	3,003	343,716	-	1.59	3.32
EPGH-1	2-01-001-02	Yes	Yes	187.70	187.70	5,527	3.56	692.56	3,003	343,716	-	1.59	3.23

SECTION 6 – MAXIMUM POTENTIAL TO EMIT (MPTE)

Table 6-B: Source-Elected Emission Limits

If you would like to accept unit-specific emission limits as part of your construction permit, check the box for "Yes" for every unit you wish to apply unit-specific limits, and enter the limit you agree to accept in units of pounds. For pollutants with no limit, enter zero (0).

Emission Unit #	SCC Code	Agreed to throughput limits or controls?	Agree to emission limit?	PM_{10}	$PM_{2.5}$	NOx	SOx	VOC	CO	GHGs (CO_2e)	LEAD	Individual HAP	Total HAP
B1CT1-1	3-85-001-01	No	No										
B1CT2-1	3-85-001-01	No	No										
B1CT3-1	3-85-001-01	No	No										
B1CT4-1	3-85-001-01	No	No										
B1CT5-1	3-85-001-01	No	No										
B1CT6-1	3-85-001-01	No	No										
B1CT7-1	3-85-001-01	No	No										
B1CT8-1	3-85-001-01	No	No										
B1CT9-1	3-85-001-01	No	No										
B1CT10-1	3-85-001-01	No	No										
B1CT11-1	3-85-001-01	No	No										
B1CT12-1	3-85-001-01	No	No										
B2CT1-1	3-85-001-01	No	No										
B2CT2-1	3-85-001-01	No	No										
B2CT3-1	3-85-001-01	No	No										
B2CT4-1	3-85-001-01	No	No										
B2CT5-1	3-85-001-01	No	No										
B2CT6-1	3-85-001-01	No	No										
B2CT7-1	3-85-001-01	No	No										
B2CT8-1	3-85-001-01	No	No										
B2CT9-1	3-85-001-01	No	No										
B2CT10-1	3-85-001-01	No	No										
B2CT11-1	3-85-001-01	No	No										
B2CT12-1	3-85-001-01	No	No										
TANKS-1	3-90-900-04	Yes	Yes	-	-	-	-	103.52	-	-	-	0.10	0.10

SECTION 6 – MAXIMUM POTENTIAL TO EMIT (MPTE)

Do you wish to accept emission limits <u>that will apply to all of the emission units listed in Table 3-A</u> as part of this construction permit? If "Yes", enter the limit(s) in units of <u>pounds</u>. For pollutants with no limit, enter zero (0).	☐ Yes ☑ No	**PM**	**Fluorides**	**H_2SO_4**	**H_2S**	**TRS** (inc. H_2S)	**MWC Organics**	**MWC Metals**	**MWC Acid Gas**	**MSWL Emissions**

SECTION 6 – MAXIMUM POTENTIAL TO EMIT (MPTE)

Table 6-C: Source-Elected Emission Limits for PSD Pollutants

If you would like to accept unit-specific emission limits as part of your construction permit, check the box for "Yes" for every unit you wish to apply unit-specific limits, and enter the limit you agree to accept in units of pounds. For pollutants with no limit, enter zero (0).

Emission Unit #	SCC Code	Agreed to throughput limits or controls?	Agree to emission limit?	PM	Fluorides	H_2SO_4	H_2S	TRS (inc. H_2S)	MWC Organics	MWC Metals	MWC Acid Gas	MSWL Emissions
EPB1G1-1	2-01-001-02	Yes	Yes	97.00	-	-	-	-	-	-	-	-
EPB1G2-1	2-01-001-02	Yes	Yes	97.00	-	-	-	-	-	-	-	-
EPB1G3-1	2-01-001-02	Yes	Yes	97.00	-	-	-	-	-	-	-	-
EPB1G4-1	2-01-001-02	Yes	Yes	97.00	-	-	-	-	-	-	-	-
EPB1G5-1	2-01-001-02	Yes	Yes	97.00	-	-	-	-	-	-	-	-
EPB1G6-1	2-01-001-02	Yes	Yes	97.00	-	-	-	-	-	-	-	-
EPB1G7-1	2-01-001-02	Yes	Yes	97.00	-	-	-	-	-	-	-	-
EPB1G8-1	2-01-001-02	Yes	Yes	97.00	-	-	-	-	-	-	-	-
EPB1G9-1	2-01-001-02	Yes	Yes	97.00	-	-	-	-	-	-	-	-
EPB1G10-1	2-01-001-02	Yes	Yes	97.00	-	-	-	-	-	-	-	-
EPB1G11-1	2-01-001-02	Yes	Yes	97.00	-	-	-	-	-	-	-	-
EPB1G12-1	2-01-001-02	Yes	Yes	97.00	-	-	-	-	-	-	-	-
EPB1G13-1	2-01-001-02	Yes	Yes	97.00	-	-	-	-	-	-	-	-
EPB1G14-1	2-01-001-02	Yes	Yes	97.00	-	-	-	-	-	-	-	-
EPB1G15-1	2-01-001-02	Yes	Yes	97.00	-	-	-	-	-	-	-	-
EPB1G16-1	2-01-001-02	Yes	Yes	97.00	-	-	-	-	-	-	-	-
EPB1G17-1	2-01-001-02	Yes	Yes	97.00	-	-	-	-	-	-	-	-
EPB1G18-1	2-01-001-02	Yes	Yes	97.00	-	-	-	-	-	-	-	-
EPB1G19-1	2-01-001-02	Yes	Yes	97.00	-	-	-	-	-	-	-	-
EPB1G20-1	2-01-001-02	Yes	Yes	97.00	-	-	-	-	-	-	-	-
EPB1G21-1	2-01-001-02	Yes	Yes	97.00	-	-	-	-	-	-	-	-
EPB1G22-1	2-01-001-02	Yes	Yes	97.00	-	-	-	-	-	-	-	-
EPB1G23-1	2-01-001-02	Yes	Yes	97.00	-	-	-	-	-	-	-	-
EPB1G24-1	2-01-001-02	Yes	Yes	97.00	-	-	-	-	-	-	-	-
EPB1G25-1	2-01-001-02	Yes	Yes	97.00	-	-	-	-	-	-	-	-
EPB1G26-1	2-01-001-02	Yes	Yes	97.00	-	-	-	-	-	-	-	-
EPB1G27-1	2-01-001-02	Yes	Yes	97.00	-	-	-	-	-	-	-	-
EPB1G28-1	2-01-001-02	Yes	Yes	97.00	-	-	-	-	-	-	-	-
EPB1G29-1	2-01-001-02	Yes	Yes	97.00	-	-	-	-	-	-	-	-
EPB1G30-1	2-01-001-02	Yes	Yes	97.00	-	-	-	-	-	-	-	-

SECTION 6 – MAXIMUM POTENTIAL TO EMIT (MPTE)

Table 6-C: Source-Elected Emission Limits for PSD Pollutants

If you would like to accept unit-specific emission limits as part of your construction permit, check the box for "Yes" for every unit you wish to apply unit-specific limits, and enter the limit you agree to accept in units of pounds. For pollutants with no limit, enter zero (0).

Emission Unit #	SCC Code	Agreed to throughput limits or controls?	Agree to emission limit?	PM	Fluorides	H_2SO_4	H_2S	TRS (inc. H_2S)	MWC Organics	MWC Metals	MWC Acid Gas	MSWL Emissions
EPB1G31-1	2-01-001-02	Yes	Yes	97.00	-	-	-	-	-	-	-	-
EPB1G32-1	2-01-001-02	Yes	Yes	97.00	-	-	-	-	-	-	-	-
EPB1G33-1	2-01-001-02	Yes	Yes	97.00	-	-	-	-	-	-	-	-
EPB1G34-1	2-01-001-02	Yes	Yes	97.00	-	-	-	-	-	-	-	-
EPB1CG1-1	2-01-001-02	Yes	Yes	47.00	-	-	-	-	-	-	-	-
EPB1CG2-1	2-01-001-02	Yes	Yes	47.00	-	-	-	-	-	-	-	-
EPB1CG3-1	2-01-001-02	Yes	Yes	47.00	-	-	-	-	-	-	-	-
EPB1CG4-1	2-01-001-02	Yes	Yes	47.00	-	-	-	-	-	-	-	-
EPB1CG5-1	2-01-001-02	Yes	Yes	47.00	-	-	-	-	-	-	-	-
EPB1CG6-1	2-01-001-02	Yes	Yes	47.00	-	-	-	-	-	-	-	-
EPB1CG7-1	2-01-001-02	Yes	Yes	47.00	-	-	-	-	-	-	-	-
EPB1LTG1-1	2-01-001-02	Yes	Yes	47.00	-	-	-	-	-	-	-	-
EPB1LTG2-1	2-01-001-02	Yes	Yes	47.00	-	-	-	-	-	-	-	-
EPB1LTG3-1	2-01-001-02	Yes	Yes	47.00	-	-	-	-	-	-	-	-
EPB2G1-1	2-01-001-02	Yes	Yes	97.00	-	-	-	-	-	-	-	-
EPB2G2-1	2-01-001-02	Yes	Yes	97.00	-	-	-	-	-	-	-	-
EPB2G3-1	2-01-001-02	Yes	Yes	97.00	-	-	-	-	-	-	-	-
EPB2G4-1	2-01-001-02	Yes	Yes	97.00	-	-	-	-	-	-	-	-
EPB2G5-1	2-01-001-02	Yes	Yes	97.00	-	-	-	-	-	-	-	-
EPB2G6-1	2-01-001-02	Yes	Yes	97.00	-	-	-	-	-	-	-	-
EPB2G7-1	2-01-001-02	Yes	Yes	97.00	-	-	-	-	-	-	-	-
EPB2G8-1	2-01-001-02	Yes	Yes	97.00	-	-	-	-	-	-	-	-
EPB2G9-1	2-01-001-02	Yes	Yes	97.00	-	-	-	-	-	-	-	-
EPB2G10-1	2-01-001-02	Yes	Yes	97.00	-	-	-	-	-	-	-	-
EPB2G11-1	2-01-001-02	Yes	Yes	97.00	-	-	-	-	-	-	-	-
EPB2G12-1	2-01-001-02	Yes	Yes	97.00	-	-	-	-	-	-	-	-
EPB2G13-1	2-01-001-02	Yes	Yes	97.00	-	-	-	-	-	-	-	-
EPB2G14-1	2-01-001-02	Yes	Yes	97.00	-	-	-	-	-	-	-	-
EPB2G15-1	2-01-001-02	Yes	Yes	97.00	-	-	-	-	-	-	-	-
EPB2G16-1	2-01-001-02	Yes	Yes	97.00	-	-	-	-	-	-	-	-

SECTION 6 – MAXIMUM POTENTIAL TO EMIT (MPTE)

Table 6-C: Source-Elected Emission Limits for PSD Pollutants

If you would like to accept unit-specific emission limits as part of your construction permit, check the box for "Yes" for every unit you wish to apply unit-specific limits, and enter the limit you agree to accept in units of pounds. For pollutants with no limit, enter zero (0).

Emission Unit #	SCC Code	Agreed to throughput limits or controls?	Agree to emission limit?	PM	Fluorides	H_2SO_4	H_2S	TRS (inc. H_2S)	MWC Organics	MWC Metals	MWC Acid Gas	MSWL Emissions
EPB2G17-1	2-01-001-02	Yes	Yes	97.00	-	-	-	-	-	-	-	-
EPB2G18-1	2-01-001-02	Yes	Yes	97.00	-	-	-	-	-	-	-	-
EPB2G19-1	2-01-001-02	Yes	Yes	97.00	-	-	-	-	-	-	-	-
EPB2G20-1	2-01-001-02	Yes	Yes	97.00	-	-	-	-	-	-	-	-
EPB2G21-1	2-01-001-02	Yes	Yes	97.00	-	-	-	-	-	-	-	-
EPB2G22-1	2-01-001-02	Yes	Yes	97.00	-	-	-	-	-	-	-	-
EPB2G23-1	2-01-001-02	Yes	Yes	97.00	-	-	-	-	-	-	-	-
EPB2G24-1	2-01-001-02	Yes	Yes	97.00	-	-	-	-	-	-	-	-
EPB2G25-1	2-01-001-02	Yes	Yes	97.00	-	-	-	-	-	-	-	-
EPB2G26-1	2-01-001-02	Yes	Yes	97.00	-	-	-	-	-	-	-	-
EPB2G27-1	2-01-001-02	Yes	Yes	97.00	-	-	-	-	-	-	-	-
EPB2G28-1	2-01-001-02	Yes	Yes	97.00	-	-	-	-	-	-	-	-
EPB2G29-1	2-01-001-02	Yes	Yes	97.00	-	-	-	-	-	-	-	-
EPB2G30-1	2-01-001-02	Yes	Yes	97.00	-	-	-	-	-	-	-	-
EPB2G31-1	2-01-001-02	Yes	Yes	97.00	-	-	-	-	-	-	-	-
EPB2G32-1	2-01-001-02	Yes	Yes	97.00	-	-	-	-	-	-	-	-
EPB2G33-1	2-01-001-02	Yes	Yes	97.00	-	-	-	-	-	-	-	-
EPB2G34-1	2-01-001-02	Yes	Yes	97.00	-	-	-	-	-	-	-	-
EPB2CG1-1	2-01-001-02	Yes	Yes	47.00	-	-	-	-	-	-	-	-
EPB2CG2-1	2-01-001-02	Yes	Yes	47.00	-	-	-	-	-	-	-	-
EPB2CG3-1	2-01-001-02	Yes	Yes	47.00	-	-	-	-	-	-	-	-
EPB2CG4-1	2-01-001-02	Yes	Yes	47.00	-	-	-	-	-	-	-	-
EPB2CG5-1	2-01-001-02	Yes	Yes	47.00	-	-	-	-	-	-	-	-
EPB2CG6-1	2-01-001-02	Yes	Yes	47.00	-	-	-	-	-	-	-	-
EPB2CG7-1	2-01-001-02	Yes	Yes	47.00	-	-	-	-	-	-	-	-
EPB2LTG1-1	2-01-001-02	Yes	Yes	47.00	-	-	-	-	-	-	-	-
EPB2LTG2-1	2-01-001-02	Yes	Yes	47.00	-	-	-	-	-	-	-	-
EPB2LTG3-1	2-01-001-02	Yes	Yes	47.00	-	-	-	-	-	-	-	-
EPFP-1	2-01-001-02	Yes	Yes	188.00	-	-	-	-	-	-	-	-
EPGH-1	2-01-001-02	Yes	Yes	188.00	-	-	-	-	-	-	-	-

SECTION 6 – MAXIMUM POTENTIAL TO EMIT (MPTE)

Table 6-C: Source-Elected Emission Limits for PSD Pollutants

If you would like to accept unit-specific emission limits as part of your construction permit, check the box for "Yes" for every unit you wish to apply unit-specific limits, and enter the limit you agree to accept in units of pounds. For pollutants with no limit, enter zero (0).

Emission Unit #	SCC Code	Agreed to throughput limits or controls?	Agree to emission limit?	PM	Fluorides	H_2SO_4	H_2S	TRS (inc. H_2S)	MWC Organics	MWC Metals	MWC Acid Gas	MSWL Emissions
B1CT1-1	3-85-001-01	No	No									
B1CT2-1	3-85-001-01	No	No									
B1CT3-1	3-85-001-01	No	No									
B1CT4-1	3-85-001-01	No	No									
B1CT5-1	3-85-001-01	No	No									
B1CT6-1	3-85-001-01	No	No									
B1CT7-1	3-85-001-01	No	No									
B1CT8-1	3-85-001-01	No	No									
B1CT9-1	3-85-001-01	No	No									
B1CT10-1	3-85-001-01	No	No									
B1CT11-1	3-85-001-01	No	No									
B1CT12-1	3-85-001-01	No	No									
B2CT1-1	3-85-001-01	No	No									
B2CT2-1	3-85-001-01	No	No									
B2CT3-1	3-85-001-01	No	No									
B2CT4-1	3-85-001-01	No	No									
B2CT5-1	3-85-001-01	No	No									
B2CT6-1	3-85-001-01	No	No									
B2CT7-1	3-85-001-01	No	No									
B2CT8-1	3-85-001-01	No	No									
B2CT9-1	3-85-001-01	No	No									
B2CT10-1	3-85-001-01	No	No									
B2CT11-1	3-85-001-01	No	No									
B2CT12-1	3-85-001-01	No	No									
TANKS-1	3-90-900-04	Yes	No									

SECTION 7 – ACTUAL POTENTIAL TO EMIT (APTE)

Table 7-A: Facility-Wide APTE – Regulated Air Pollutant Emissions

Shown below is your source's potential emissions after applying any operational limits or control equipment you elected in Section 6. Emissions are in units of pounds.

Emission Unit #	SCC Code	Annual Throughput	Throughput Units	PM_{10}	$PM_{2.5}$	NOx	SOx	VOC	CO	GHGs (CO_2e)	LEAD	Total HAP
EPB1G1-1	2-01-001-02	20,700	gallons/yr	96.86	96.86	5,527	5.54	150.17	1,367	534,501	-	5.03
EPB1G2-1	2-01-001-02	20,700	gallons/yr	96.86	96.86	5,527	5.54	150.17	1,367	534,501	-	5.03
EPB1G3-1	2-01-001-02	20,700	gallons/yr	96.86	96.86	5,527	5.54	150.17	1,367	534,501	-	5.03
EPB1G4-1	2-01-001-02	20,700	gallons/yr	96.86	96.86	5,527	5.54	150.17	1,367	534,501	-	5.03
EPB1G5-1	2-01-001-02	20,700	gallons/yr	96.86	96.86	5,527	5.54	150.17	1,367	534,501	-	5.03
EPB1G6-1	2-01-001-02	20,700	gallons/yr	96.86	96.86	5,527	5.54	150.17	1,367	534,501	-	5.03
EPB1G7-1	2-01-001-02	20,700	gallons/yr	96.86	96.86	5,527	5.54	150.17	1,367	534,501	-	5.03
EPB1G8-1	2-01-001-02	20,700	gallons/yr	96.86	96.86	5,527	5.54	150.17	1,367	534,501	-	5.03
EPB1G9-1	2-01-001-02	20,700	gallons/yr	96.86	96.86	5,527	5.54	150.17	1,367	534,501	-	5.03
EPB1G10-1	2-01-001-02	20,700	gallons/yr	96.86	96.86	5,527	5.54	150.17	1,367	534,501	-	5.03
EPB1G11-1	2-01-001-02	20,700	gallons/yr	96.86	96.86	5,527	5.54	150.17	1,367	534,501	-	5.03
EPB1G12-1	2-01-001-02	20,700	gallons/yr	96.86	96.86	5,527	5.54	150.17	1,367	534,501	-	5.03
EPB1G13-1	2-01-001-02	20,700	gallons/yr	96.86	96.86	5,527	5.54	150.17	1,367	534,501	-	5.03
EPB1G14-1	2-01-001-02	20,700	gallons/yr	96.86	96.86	5,527	5.54	150.17	1,367	534,501	-	5.03
EPB1G15-1	2-01-001-02	20,700	gallons/yr	96.86	96.86	5,527	5.54	150.17	1,367	534,501	-	5.03
EPB1G16-1	2-01-001-02	20,700	gallons/yr	96.86	96.86	5,527	5.54	150.17	1,367	534,501	-	5.03
EPB1G17-1	2-01-001-02	20,700	gallons/yr	96.86	96.86	5,527	5.54	150.17	1,367	534,501	-	5.03
EPB1G18-1	2-01-001-02	20,700	gallons/yr	96.86	96.86	5,527	5.54	150.17	1,367	534,501	-	5.03
EPB1G19-1	2-01-001-02	20,700	gallons/yr	96.86	96.86	5,527	5.54	150.17	1,367	534,501	-	5.03
EPB1G20-1	2-01-001-02	20,700	gallons/yr	96.86	96.86	5,527	5.54	150.17	1,367	534,501	-	5.03
EPB1G21-1	2-01-001-02	20,700	gallons/yr	96.86	96.86	5,527	5.54	150.17	1,367	534,501	-	5.03
EPB1G22-1	2-01-001-02	20,700	gallons/yr	96.86	96.86	5,527	5.54	150.17	1,367	534,501	-	5.03
EPB1G23-1	2-01-001-02	20,700	gallons/yr	96.86	96.86	5,527	5.54	150.17	1,367	534,501	-	5.03
EPB1G24-1	2-01-001-02	20,700	gallons/yr	96.86	96.86	5,527	5.54	150.17	1,367	534,501	-	5.03
EPB1G25-1	2-01-001-02	20,700	gallons/yr	96.86	96.86	5,527	5.54	150.17	1,367	534,501	-	5.03
EPB1G26-1	2-01-001-02	20,700	gallons/yr	96.86	96.86	5,527	5.54	150.17	1,367	534,501	-	5.03
EPB1G27-1	2-01-001-02	20,700	gallons/yr	96.86	96.86	5,527	5.54	150.17	1,367	534,501	-	5.03
EPB1G28-1	2-01-001-02	20,700	gallons/yr	96.86	96.86	5,527	5.54	150.17	1,367	534,501	-	5.03
EPB1G29-1	2-01-001-02	20,700	gallons/yr	96.86	96.86	5,527	5.54	150.17	1,367	534,501	-	5.03
EPB1G30-1	2-01-001-02	20,700	gallons/yr	96.86	96.86	5,527	5.54	150.17	1,367	534,501	-	5.03
EPB1G31-1	2-01-001-02	20,700	gallons/yr	96.86	96.86	5,527	5.54	150.17	1,367	534,501	-	5.03
EPB1G32-1	2-01-001-02	20,700	gallons/yr	96.86	96.86	5,527	5.54	150.17	1,367	534,501	-	5.03

SECTION 7 – ACTUAL POTENTIAL TO EMIT (APTE)

Table 7-A: Facility-Wide APTE – Regulated Air Pollutant Emissions

Shown below is your source's potential emissions after applying any operational limits or control equipment you elected in Section 6. Emissions are in units of pounds.

Emission Unit #	SCC Code	Annual Throughput	Throughput Units	PM_{10}	$PM_{2.5}$	NOx	SOx	VOC	CO	GHGs (CO_2e)	LEAD	Total HAP
EPB1G33-1	2-01-001-02	20,700	gallons/yr	96.86	96.86	5,527	5.54	150.17	1,367	534,501	-	5.03
EPB1G34-1	2-01-001-02	20,700	gallons/yr	96.86	96.86	5,527	5.54	150.17	1,367	534,501	-	5.03
EPB1CG1-1	2-01-001-02	20,700	gallons/yr	46.74	46.74	5,527	3.57	101.45	605.30	344,852	-	3.25
EPB1CG2-1	2-01-001-02	20,700	gallons/yr	46.74	46.74	5,527	3.57	101.45	605.30	344,852	-	3.25
EPB1CG3-1	2-01-001-02	20,700	gallons/yr	46.74	46.74	5,527	3.57	101.45	605.30	344,852	-	3.25
EPB1CG4-1	2-01-001-02	20,700	gallons/yr	46.74	46.74	5,527	3.57	101.45	605.30	344,852	-	3.25
EPB1CG5-1	2-01-001-02	20,700	gallons/yr	46.74	46.74	5,527	3.57	101.45	605.30	344,852	-	3.25
EPB1CG6-1	2-01-001-02	20,700	gallons/yr	46.74	46.74	5,527	3.57	101.45	605.30	344,852	-	3.25
EPB1CG7-1	2-01-001-02	20,700	gallons/yr	46.74	46.74	5,527	3.57	101.45	605.30	344,852	-	3.25
EPB1LTG1-1	2-01-001-02	20,700	gallons/yr	46.74	46.74	5,527	3.57	101.45	605.30	344,852	-	3.25
EPB1LTG2-1	2-01-001-02	20,700	gallons/yr	46.74	46.74	5,527	3.57	101.45	605.30	344,852	-	3.25
EPB1LTG3-1	2-01-001-02	20,700	gallons/yr	46.74	46.74	5,527	3.57	101.45	605.30	344,852	-	3.25
EPB2G1-1	2-01-001-02	20,700	gallons/yr	96.86	96.86	5,527	5.54	150.17	1,367	534,501	-	5.03
EPB2G2-1	2-01-001-02	20,700	gallons/yr	96.86	96.86	5,527	5.54	150.17	1,367	534,501	-	5.03
EPB2G3-1	2-01-001-02	20,700	gallons/yr	96.86	96.86	5,527	5.54	150.17	1,367	534,501	-	5.03
EPB2G4-1	2-01-001-02	20,700	gallons/yr	96.86	96.86	5,527	5.54	150.17	1,367	534,501	-	5.03
EPB2G5-1	2-01-001-02	20,700	gallons/yr	96.86	96.86	5,527	5.54	150.17	1,367	534,501	-	5.03
EPB2G6-1	2-01-001-02	20,700	gallons/yr	96.86	96.86	5,527	5.54	150.17	1,367	534,501	-	5.03
EPB2G7-1	2-01-001-02	20,700	gallons/yr	96.86	96.86	5,527	5.54	150.17	1,367	534,501	-	5.03
EPB2G8-1	2-01-001-02	20,700	gallons/yr	96.86	96.86	5,527	5.54	150.17	1,367	534,501	-	5.03
EPB2G9-1	2-01-001-02	20,700	gallons/yr	96.86	96.86	5,527	5.54	150.17	1,367	534,501	-	5.03
EPB2G10-1	2-01-001-02	20,700	gallons/yr	96.86	96.86	5,527	5.54	150.17	1,367	534,501	-	5.03
EPB2G11-1	2-01-001-02	20,700	gallons/yr	96.86	96.86	5,527	5.54	150.17	1,367	534,501	-	5.03
EPB2G12-1	2-01-001-02	20,700	gallons/yr	96.86	96.86	5,527	5.54	150.17	1,367	534,501	-	5.03
EPB2G13-1	2-01-001-02	20,700	gallons/yr	96.86	96.86	5,527	5.54	150.17	1,367	534,501	-	5.03
EPB2G14-1	2-01-001-02	20,700	gallons/yr	96.86	96.86	5,527	5.54	150.17	1,367	534,501	-	5.03
EPB2G15-1	2-01-001-02	20,700	gallons/yr	96.86	96.86	5,527	5.54	150.17	1,367	534,501	-	5.03
EPB2G16-1	2-01-001-02	20,700	gallons/yr	96.86	96.86	5,527	5.54	150.17	1,367	534,501	-	5.03
EPB2G17-1	2-01-001-02	20,700	gallons/yr	96.86	96.86	5,527	5.54	150.17	1,367	534,501	-	5.03
EPB2G18-1	2-01-001-02	20,700	gallons/yr	96.86	96.86	5,527	5.54	150.17	1,367	534,501	-	5.03
EPB2G19-1	2-01-001-02	20,700	gallons/yr	96.86	96.86	5,527	5.54	150.17	1,367	534,501	-	5.03
EPB2G20-1	2-01-001-02	20,700	gallons/yr	96.86	96.86	5,527	5.54	150.17	1,367	534,501	-	5.03

SECTION 7 – ACTUAL POTENTIAL TO EMIT (APTE)

Table 7-A: Facility-Wide APTE – Regulated Air Pollutant Emissions

Shown below is your source's potential emissions after applying any operational limits or control equipment you elected in Section 6. Emissions are in units of pounds.

Emission Unit #	SCC Code	Annual Throughput	Throughput Units	PM_{10}	$PM_{2.5}$	NOx	SOx	VOC	CO	GHGs (CO_2e)	LEAD	Total HAP
EPB2G21-1	2-01-001-02	20,700	gallons/yr	96.86	96.86	5,527	5.54	150.17	1,367	534,501	-	5.03
EPB2G22-1	2-01-001-02	20,700	gallons/yr	96.86	96.86	5,527	5.54	150.17	1,367	534,501	-	5.03
EPB2G23-1	2-01-001-02	20,700	gallons/yr	96.86	96.86	5,527	5.54	150.17	1,367	534,501	-	5.03
EPB2G24-1	2-01-001-02	20,700	gallons/yr	96.86	96.86	5,527	5.54	150.17	1,367	534,501	-	5.03
EPB2G25-1	2-01-001-02	20,700	gallons/yr	96.86	96.86	5,527	5.54	150.17	1,367	534,501	-	5.03
EPB2G26-1	2-01-001-02	20,700	gallons/yr	96.86	96.86	5,527	5.54	150.17	1,367	534,501	-	5.03
EPB2G27-1	2-01-001-02	20,700	gallons/yr	96.86	96.86	5,527	5.54	150.17	1,367	534,501	-	5.03
EPB2G28-1	2-01-001-02	20,700	gallons/yr	96.86	96.86	5,527	5.54	150.17	1,367	534,501	-	5.03
EPB2G29-1	2-01-001-02	20,700	gallons/yr	96.86	96.86	5,527	5.54	150.17	1,367	534,501	-	5.03
EPB2G30-1	2-01-001-02	20,700	gallons/yr	96.86	96.86	5,527	5.54	150.17	1,367	534,501	-	5.03
EPB2G31-1	2-01-001-02	20,700	gallons/yr	96.86	96.86	5,527	5.54	150.17	1,367	534,501	-	5.03
EPB2G32-1	2-01-001-02	20,700	gallons/yr	96.86	96.86	5,527	5.54	150.17	1,367	534,501	-	5.03
EPB2G33-1	2-01-001-02	20,700	gallons/yr	96.86	96.86	5,527	5.54	150.17	1,367	534,501	-	5.03
EPB2G34-1	2-01-001-02	20,700	gallons/yr	96.86	96.86	5,527	5.54	150.17	1,367	534,501	-	5.03
EPB2CG1-1	2-01-001-02	20,700	gallons/yr	46.74	46.74	5,527	3.57	101.45	605.30	344,852	-	3.25
EPB2CG2-1	2-01-001-02	20,700	gallons/yr	46.74	46.74	5,527	3.57	101.45	605.30	344,852	-	3.25
EPB2CG3-1	2-01-001-02	20,700	gallons/yr	46.74	46.74	5,527	3.57	101.45	605.30	344,852	-	3.25
EPB2CG4-1	2-01-001-02	20,700	gallons/yr	46.74	46.74	5,527	3.57	101.45	605.30	344,852	-	3.25
EPB2CG5-1	2-01-001-02	20,700	gallons/yr	46.74	46.74	5,527	3.57	101.45	605.30	344,852	-	3.25
EPB2CG6-1	2-01-001-02	20,700	gallons/yr	46.74	46.74	5,527	3.57	101.45	605.30	344,852	-	3.25
EPB2CG7-1	2-01-001-02	20,700	gallons/yr	46.74	46.74	5,527	3.57	101.45	605.30	344,852	-	3.25
EPB2LTG1-1	2-01-001-02	20,700	gallons/yr	46.74	46.74	5,527	3.57	101.45	605.30	344,852	-	3.25
EPB2LTG2-1	2-01-001-02	20,700	gallons/yr	46.74	46.74	5,527	3.57	101.45	605.30	344,852	-	3.25
EPB2LTG3-1	2-01-001-02	20,700	gallons/yr	46.74	46.74	5,527	3.57	101.45	605.30	344,852	-	3.25
EPFP-1	2-01-001-02	20,700	gallons/yr	187.70	187.70	5,527	596.00	692.56	3,003	343,716	-	3.32
EPGH-1	2-01-001-02	20,700	gallons/yr	187.70	187.70	5,527	3.56	692.56	3,003	343,716	-	3.23
B1CT1-1	3-85-001-01	2.71E+09	gals/yr	396.00	238.00	-	-	2,000	-	-	-	-
B1CT2-1	3-85-001-01	2.71E+09	gals/yr	396.00	238.00	-	-	2,000	-	-	-	-
B1CT3-1	3-85-001-01	2.71E+09	gals/yr	396.00	238.00	-	-	2,000	-	-	-	-
B1CT4-1	3-85-001-01	2.71E+09	gals/yr	396.00	238.00	-	-	2,000	-	-	-	-
B1CT5-1	3-85-001-01	2.71E+09	gals/yr	396.00	238.00	-	-	2,000	-	-	-	-
B1CT6-1	3-85-001-01	2.71E+09	gals/yr	396.00	238.00	-	-	2,000	-	-	-	-

SECTION 7 – ACTUAL POTENTIAL TO EMIT (APTE)

Table 7-A: Facility-Wide APTE – Regulated Air Pollutant Emissions

Shown below is your source's potential emissions after applying any operational limits or control equipment you elected in Section 6. Emissions are in units of pounds.

Emission Unit #	SCC Code	Annual Throughput	Throughput Units	PM_{10}	$PM_{2.5}$	NOx	SOx	VOC	CO	GHGs (CO_2e)	LEAD	Total HAP
B1CT7-1	3-85-001-01	2.71E+09	gals/yr	396.00	238.00	-	-	2,000	-	-	-	-
B1CT8-1	3-85-001-01	2.71E+09	gals/yr	396.00	238.00	-	-	2,000	-	-	-	-
B1CT9-1	3-85-001-01	2.71E+09	gals/yr	396.00	238.00	-	-	2,000	-	-	-	-
B1CT10-1	3-85-001-01	2.71E+09	gals/yr	396.00	238.00	-	-	2,000	-	-	-	-
B1CT11-1	3-85-001-01	2.71E+09	gals/yr	396.00	238.00	-	-	2,000	-	-	-	-
B1CT12-1	3-85-001-01	2.71E+09	gals/yr	396.00	238.00	-	-	2,000	-	-	-	-
B2CT1-1	3-85-001-01	2.71E+09	gals/yr	396.00	238.00	-	-	2,000	-	-	-	-
B2CT2-1	3-85-001-01	2.71E+09	gals/yr	396.00	238.00	-	-	2,000	-	-	-	-
B2CT3-1	3-85-001-01	2.71E+09	gals/yr	396.00	238.00	-	-	2,000	-	-	-	-
B2CT4-1	3-85-001-01	2.71E+09	gals/yr	396.00	238.00	-	-	2,000	-	-	-	-
B2CT5-1	3-85-001-01	2.71E+09	gals/yr	396.00	238.00	-	-	2,000	-	-	-	-
B2CT6-1	3-85-001-01	2.71E+09	gals/yr	396.00	238.00	-	-	2,000	-	-	-	-
B2CT7-1	3-85-001-01	2.71E+09	gals/yr	396.00	238.00	-	-	2,000	-	-	-	-
B2CT8-1	3-85-001-01	2.71E+09	gals/yr	396.00	238.00	-	-	2,000	-	-	-	-
B2CT9-1	3-85-001-01	2.71E+09	gals/yr	396.00	238.00	-	-	2,000	-	-	-	-
B2CT10-1	3-85-001-01	2.71E+09	gals/yr	396.00	238.00	-	-	2,000	-	-	-	-
B2CT11-1	3-85-001-01	2.71E+09	gals/yr	396.00	238.00	-	-	2,000	-	-	-	-
B2CT12-1	3-85-001-01	2.71E+09	gals/yr	396.00	238.00	-	-	2,000	-	-	-	-
TANKS-1	3-90-900-04	1.86E+06	gals/yr	-	-	-	-	103.52	-	-	-	0.10

SECTION 7 – ACTUAL POTENTIAL TO EMIT (APTE)

Table 7-B: Facility-Wide APTE – VOC Emissions from VOC-Containing Materials

Please indicate whether you are accepting throughput limits or emission control requirements for VOC-containing materials. Emissions will be calculated in units of pounds.

Material Name – Manufacturer: Purpose	Emission Unit #(s)	Maximum Annual Throughput (gallons)	Agree to Throughput Limit? (Yes or No)	Annual Throughput Limit (gallons)	Total VOC (pounds)	Release Factor (% release)	Agree to Control Emissions? (Yes or No)	Control Device Type	Total VOC Emissions (pounds)
Diesel Fuel Combustion -- Vendor TBD: Emergency Generator Fuel	EPB1G1 thru EPB1G34	125,926,752	Yes	1,483,760	10,211.3	100.00%	No		10,211.3
Diesel Fuel Combustion -- Vendor TBD: Emergency Generator Fuel	EPB1CG1 thru EPB1CG7	21,339,360	Yes	277,685	2,029.1	100.00%	No		2,029.1
Diesel Fuel Combustion -- Vendor TBD: Fire Pump Engine Fuel	EPFP1	230,765	Yes	15,000	692.6	100.00%	No		692.6
Diesel Fuel Combustion -- Vendor TBD: Guard House Emergency Gen. Fuel	EPGH1	329,664	Yes	15,000	692.5	100.00%	No		692.5
Cooling Tower Biocide -- Vendor TBD: Biocide	B1CT1 - B1CT12	4,800	Yes	4,800	48,000.0	100.00%	No		48,000.0
Diesel Fuel Storage -- Vendor TBD: Emerency Generator Fuel	TANKS	147,826,541	Yes	1,863,000	28.7	100.00%	No		28.7

SECTION 7 – ACTUAL POTENTIAL TO EMIT (APTE)

Table 7-C: Facility-Wide APTE – HAP Emissions from HAP-Containing Materials

Please indicate whether you are accepting throughput limits or emission control requirements for HAP-containing materials. Emissions will be calculated in units of pounds.

Material Name	HAP Name	CAS #	Emission Unit #(s)	Agree to Throughput Limit? (Yes or No)	Agree to Control Emissions? (Yes or No)	Maximum Annual Material Throughput	Material Throughput Units	Annual Throughput Limit	Control Device Type	Release Factor (% release)	Individual HAP Emissions (pounds)
Diesel Fuel Combustion	Acetaldehyde	75-07-0	EPB1G1 thru EPB1G34	Yes	No	125,926,752	gallons	1,483,760		100.00%	5.5
	Acrolein	107-02-8									1.7
	Benzene	71-43-2									168.8
	Formaldehyde	50-00-0									17.2
	Naphthalene	91-20-3									28.3
	Polycyclic Organic Matter	91-20-3									17.8
	Toluene	108-88-3									61.1
	Xylenes	1330-20-7									42.0
Diesel Fuel Combustion	Acetaldehyde	75-07-0	EPB1CG1 thru EPB1CG7	Yes	No	21,339,360	gallons	277,685		100.00%	1.0
	Acrolein	107-02-8									0.3
	Benzene	71-43-2									32.0
	Formaldehyde	50-00-0									3.3
	Naphthalene	91-20-3									5.4
	Polycyclic Organic Matter	91-20-3									3.4
	Toluene	108-88-3									11.6
	Xylenes	1330-20-7									8.0
Diesel Fuel Combustion	Acetaldehyde	75-07-0	EPFP1	Yes	No	230,765	gallons	15,000		100.00%	1.6
	Acrolein	107-02-8									0.2
	Benzene	71-43-2									2.0
	Formaldehyde	50-00-0									2.4
	Naphthalene	91-20-3									0.2
	Polycyclic Organic Matter	91-20-3									0.2
	Toluene	108-88-3									0.8
	Xylenes	1330-20-7									0.6
	1,3-Butadiene	106-99-0									0.1
Diesel Fuel Combustion	Acetaldehyde	75-07-0	EPGH1	Yes	No	329,664	gallons	15,000		100.00%	0.1
	Acrolein	107-02-8									0.0
	Benzene	71-43-2									1.6
	Formaldehyde	50-00-0									0.2
	Naphthalene	91-20-3									0.3
	Polycyclic Organic Matter	91-20-3									0.2
	Toluene	108-88-3									0.6
	Xylenes	1330-20-7									0.4

SECTION 7 – ACTUAL POTENTIAL TO EMIT (APTE)

Table 7-C: Facility-Wide APTE – HAP Emissions from HAP-Containing Materials

Please indicate whether you are accepting throughput limits or emission control requirements for HAP-containing materials. Emissions will be calculated in units of pounds.

Material Name	HAP Name	CAS #	Emission Unit #(s)	Agree to Throughput Limit? (Yes or No)	Agree to Control Emissions? (Yes or No)	Maximum Annual Material Throughput	Material Throughput Units	Annual Throughput Limit	Control Device Type	Release Factor (% release)	Individual HAP Emissions (pounds)
Diesel Fuel Storage	Naphthalene	91-20-3	TANKS	Yes	No	147,826,541	gallons	1,863,000		100.00%	0.0

SECTION 7 – ACTUAL POTENTIAL TO EMIT (APTE)

Table 7-D: New/Modified/Reconstructed Emission Units APTE – PSD-Specific Pollutant Emissions

Please list maximum potential emissions of all pollutants for each emission unit in pounds per year.

Emission Unit #	SCC Code	Annual Throughput	Throughput Units	PM	Fluorides	H_2SO_4	H_2S	TRS (inc. H_2S)	MWC Organics	MWC Metals	MWC Acid Gas	MSWL Emissions
EPB1G1-1	2-01-001-02	20,700	gallons/yr	97.00	-	-	-	-	-	-	-	-
EPB1G2-1	2-01-001-02	20,700	gallons/yr	97.00	-	-	-	-	-	-	-	-
EPB1G3-1	2-01-001-02	20,700	gallons/yr	97.00	-	-	-	-	-	-	-	-
EPB1G4-1	2-01-001-02	20,700	gallons/yr	97.00	-	-	-	-	-	-	-	-
EPB1G5-1	2-01-001-02	20,700	gallons/yr	97.00	-	-	-	-	-	-	-	-
EPB1G6-1	2-01-001-02	20,700	gallons/yr	97.00	-	-	-	-	-	-	-	-
EPB1G7-1	2-01-001-02	20,700	gallons/yr	97.00	-	-	-	-	-	-	-	-
EPB1G8-1	2-01-001-02	20,700	gallons/yr	97.00	-	-	-	-	-	-	-	-
EPB1G9-1	2-01-001-02	20,700	gallons/yr	97.00	-	-	-	-	-	-	-	-
EPB1G10-1	2-01-001-02	20,700	gallons/yr	97.00	-	-	-	-	-	-	-	-
EPB1G11-1	2-01-001-02	20,700	gallons/yr	97.00	-	-	-	-	-	-	-	-
EPB1G12-1	2-01-001-02	20,700	gallons/yr	97.00	-	-	-	-	-	-	-	-
EPB1G13-1	2-01-001-02	20,700	gallons/yr	97.00	-	-	-	-	-	-	-	-
EPB1G14-1	2-01-001-02	20,700	gallons/yr	97.00	-	-	-	-	-	-	-	-
EPB1G15-1	2-01-001-02	20,700	gallons/yr	97.00	-	-	-	-	-	-	-	-
EPB1G16-1	2-01-001-02	20,700	gallons/yr	97.00	-	-	-	-	-	-	-	-
EPB1G17-1	2-01-001-02	20,700	gallons/yr	97.00	-	-	-	-	-	-	-	-
EPB1G18-1	2-01-001-02	20,700	gallons/yr	97.00	-	-	-	-	-	-	-	-
EPB1G19-1	2-01-001-02	20,700	gallons/yr	97.00	-	-	-	-	-	-	-	-
EPB1G20-1	2-01-001-02	20,700	gallons/yr	97.00	-	-	-	-	-	-	-	-
EPB1G21-1	2-01-001-02	20,700	gallons/yr	97.00	-	-	-	-	-	-	-	-
EPB1G22-1	2-01-001-02	20,700	gallons/yr	97.00	-	-	-	-	-	-	-	-
EPB1G23-1	2-01-001-02	20,700	gallons/yr	97.00	-	-	-	-	-	-	-	-
EPB1G24-1	2-01-001-02	20,700	gallons/yr	97.00	-	-	-	-	-	-	-	-
EPB1G25-1	2-01-001-02	20,700	gallons/yr	97.00	-	-	-	-	-	-	-	-
EPB1G26-1	2-01-001-02	20,700	gallons/yr	97.00	-	-	-	-	-	-	-	-
EPB1G27-1	2-01-001-02	20,700	gallons/yr	97.00	-	-	-	-	-	-	-	-
EPB1G28-1	2-01-001-02	20,700	gallons/yr	97.00	-	-	-	-	-	-	-	-
EPB1G29-1	2-01-001-02	20,700	gallons/yr	97.00	-	-	-	-	-	-	-	-
EPB1G30-1	2-01-001-02	20,700	gallons/yr	97.00	-	-	-	-	-	-	-	-
EPB1G31-1	2-01-001-02	20,700	gallons/yr	97.00	-	-	-	-	-	-	-	-
EPB1G32-1	2-01-001-02	20,700	gallons/yr	97.00	-	-	-	-	-	-	-	-

SECTION 7 – ACTUAL POTENTIAL TO EMIT (APTE)

Table 7-D: New/Modified/Reconstructed Emission Units APTE – PSD-Specific Pollutant Emissions

Please list maximum potential emissions of all pollutants for each emission unit in pounds per year.

Emission Unit #	SCC Code	Annual Throughput	Throughput Units	PM	Fluorides	H_2SO_4	H_2S	TRS (inc. H_2S)	MWC Organics	MWC Metals	MWC Acid Gas	MSWL Emissions
EPB1G33-1	2-01-001-02	20,700	gallons/yr	97.00	-	-	-	-	-	-	-	-
EPB1G34-1	2-01-001-02	20,700	gallons/yr	97.00	-	-	-	-	-	-	-	-
EPB1CG1-1	2-01-001-02	20,700	gallons/yr	47.00	-	-	-	-	-	-	-	-
EPB1CG2-1	2-01-001-02	20,700	gallons/yr	47.00	-	-	-	-	-	-	-	-
EPB1CG3-1	2-01-001-02	20,700	gallons/yr	47.00	-	-	-	-	-	-	-	-
EPB1CG4-1	2-01-001-02	20,700	gallons/yr	47.00	-	-	-	-	-	-	-	-
EPB1CG5-1	2-01-001-02	20,700	gallons/yr	47.00	-	-	-	-	-	-	-	-
EPB1CG6-1	2-01-001-02	20,700	gallons/yr	47.00	-	-	-	-	-	-	-	-
EPB1CG7-1	2-01-001-02	20,700	gallons/yr	47.00	-	-	-	-	-	-	-	-
EPB1LTG1-1	2-01-001-02	20,700	gallons/yr	47.00	-	-	-	-	-	-	-	-
EPB1LTG2-1	2-01-001-02	20,700	gallons/yr	47.00	-	-	-	-	-	-	-	-
EPB1LTG3-1	2-01-001-02	20,700	gallons/yr	47.00	-	-	-	-	-	-	-	-
EPB2G1-1	2-01-001-02	20,700	gallons/yr	97.00	-	-	-	-	-	-	-	-
EPB2G2-1	2-01-001-02	20,700	gallons/yr	97.00	-	-	-	-	-	-	-	-
EPB2G3-1	2-01-001-02	20,700	gallons/yr	97.00	-	-	-	-	-	-	-	-
EPB2G4-1	2-01-001-02	20,700	gallons/yr	97.00	-	-	-	-	-	-	-	-
EPB2G5-1	2-01-001-02	20,700	gallons/yr	97.00	-	-	-	-	-	-	-	-
EPB2G6-1	2-01-001-02	20,700	gallons/yr	97.00	-	-	-	-	-	-	-	-
EPB2G7-1	2-01-001-02	20,700	gallons/yr	97.00	-	-	-	-	-	-	-	-
EPB2G8-1	2-01-001-02	20,700	gallons/yr	97.00	-	-	-	-	-	-	-	-
EPB2G9-1	2-01-001-02	20,700	gallons/yr	97.00	-	-	-	-	-	-	-	-
EPB2G10-1	2-01-001-02	20,700	gallons/yr	97.00	-	-	-	-	-	-	-	-
EPB2G11-1	2-01-001-02	20,700	gallons/yr	97.00	-	-	-	-	-	-	-	-
EPB2G12-1	2-01-001-02	20,700	gallons/yr	97.00	-	-	-	-	-	-	-	-
EPB2G13-1	2-01-001-02	20,700	gallons/yr	97.00	-	-	-	-	-	-	-	-
EPB2G14-1	2-01-001-02	20,700	gallons/yr	97.00	-	-	-	-	-	-	-	-
EPB2G15-1	2-01-001-02	20,700	gallons/yr	97.00	-	-	-	-	-	-	-	-
EPB2G16-1	2-01-001-02	20,700	gallons/yr	97.00	-	-	-	-	-	-	-	-
EPB2G17-1	2-01-001-02	20,700	gallons/yr	97.00	-	-	-	-	-	-	-	-
EPB2G18-1	2-01-001-02	20,700	gallons/yr	97.00	-	-	-	-	-	-	-	-
EPB2G19-1	2-01-001-02	20,700	gallons/yr	97.00	-	-	-	-	-	-	-	-
EPB2G20-1	2-01-001-02	20,700	gallons/yr	97.00	-	-	-	-	-	-	-	-

SECTION 7 – ACTUAL POTENTIAL TO EMIT (APTE)

Table 7-D: New/Modified/Reconstructed Emission Units APTE – PSD-Specific Pollutant Emissions

Please list maximum potential emissions of all pollutants for each emission unit in pounds per year.

Emission Unit #	SCC Code	Annual Throughput	Throughput Units	PM	Fluorides	H_2SO_4	H_2S	TRS (inc. H_2S)	MWC Organics	MWC Metals	MWC Acid Gas	MSWL Emissions
EPB2G21-1	2-01-001-02	20,700	gallons/yr	97.00	-	-	-	-	-	-	-	-
EPB2G22-1	2-01-001-02	20,700	gallons/yr	97.00	-	-	-	-	-	-	-	-
EPB2G23-1	2-01-001-02	20,700	gallons/yr	97.00	-	-	-	-	-	-	-	-
EPB2G24-1	2-01-001-02	20,700	gallons/yr	97.00	-	-	-	-	-	-	-	-
EPB2G25-1	2-01-001-02	20,700	gallons/yr	97.00	-	-	-	-	-	-	-	-
EPB2G26-1	2-01-001-02	20,700	gallons/yr	97.00	-	-	-	-	-	-	-	-
EPB2G27-1	2-01-001-02	20,700	gallons/yr	97.00	-	-	-	-	-	-	-	-
EPB2G28-1	2-01-001-02	20,700	gallons/yr	97.00	-	-	-	-	-	-	-	-
EPB2G29-1	2-01-001-02	20,700	gallons/yr	97.00	-	-	-	-	-	-	-	-
EPB2G30-1	2-01-001-02	20,700	gallons/yr	97.00	-	-	-	-	-	-	-	-
EPB2G31-1	2-01-001-02	20,700	gallons/yr	97.00	-	-	-	-	-	-	-	-
EPB2G32-1	2-01-001-02	20,700	gallons/yr	97.00	-	-	-	-	-	-	-	-
EPB2G33-1	2-01-001-02	20,700	gallons/yr	97.00	-	-	-	-	-	-	-	-
EPB2G34-1	2-01-001-02	20,700	gallons/yr	97.00	-	-	-	-	-	-	-	-
EPB2CG1-1	2-01-001-02	20,700	gallons/yr	47.00	-	-	-	-	-	-	-	-
EPB2CG2-1	2-01-001-02	20,700	gallons/yr	47.00	-	-	-	-	-	-	-	-
EPB2CG3-1	2-01-001-02	20,700	gallons/yr	47.00	-	-	-	-	-	-	-	-
EPB2CG4-1	2-01-001-02	20,700	gallons/yr	47.00	-	-	-	-	-	-	-	-
EPB2CG5-1	2-01-001-02	20,700	gallons/yr	47.00	-	-	-	-	-	-	-	-
EPB2CG6-1	2-01-001-02	20,700	gallons/yr	47.00	-	-	-	-	-	-	-	-
EPB2CG7-1	2-01-001-02	20,700	gallons/yr	47.00	-	-	-	-	-	-	-	-
EPB2LTG1-1	2-01-001-02	20,700	gallons/yr	47.00	-	-	-	-	-	-	-	-
EPB2LTG2-1	2-01-001-02	20,700	gallons/yr	47.00	-	-	-	-	-	-	-	-
EPB2LTG3-1	2-01-001-02	20,700	gallons/yr	47.00	-	-	-	-	-	-	-	-
EPFP-1	2-01-001-02	20,700	gallons/yr	188.00	-	-	-	-	-	-	-	-
EPGH-1	2-01-001-02	20,700	gallons/yr	188.00	-	-	-	-	-	-	-	-
B1CT1-1	3-85-001-01	2.71E+09	gals/yr	565.00	-	-	-	-	-	-	-	-
B1CT2-1	3-85-001-01	2.71E+09	gals/yr	565.00	-	-	-	-	-	-	-	-
B1CT3-1	3-85-001-01	2.71E+09	gals/yr	565.00	-	-	-	-	-	-	-	-
B1CT4-1	3-85-001-01	2.71E+09	gals/yr	565.00	-	-	-	-	-	-	-	-
B1CT5-1	3-85-001-01	2.71E+09	gals/yr	565.00	-	-	-	-	-	-	-	-
B1CT6-1	3-85-001-01	2.71E+09	gals/yr	565.00	-	-	-	-	-	-	-	-

SECTION 7 – ACTUAL POTENTIAL TO EMIT (APTE)

Table 7-D: New/Modified/Reconstructed Emission Units APTE – PSD-Specific Pollutant Emissions

Please list maximum potential emissions of all pollutants for each emission unit in pounds per year.

Emission Unit #	SCC Code	Annual Throughput	Throughput Units	PM	Fluorides	H_2SO_4	H_2S	TRS (inc. H_2S)	MWC Organics	MWC Metals	MWC Acid Gas	MSWL Emissions
B1CT7-1	3-85-001-01	2.71E+09	gals/yr	565.00	-	-	-	-	-	-	-	-
B1CT8-1	3-85-001-01	2.71E+09	gals/yr	565.00	-	-	-	-	-	-	-	-
B1CT9-1	3-85-001-01	2.71E+09	gals/yr	565.00	-	-	-	-	-	-	-	-
B1CT10-1	3-85-001-01	2.71E+09	gals/yr	565.00	-	-	-	-	-	-	-	-
B1CT11-1	3-85-001-01	2.71E+09	gals/yr	565.00	-	-	-	-	-	-	-	-
B1CT12-1	3-85-001-01	2.71E+09	gals/yr	565.00	-	-	-	-	-	-	-	-
B2CT1-1	3-85-001-01	2.71E+09	gals/yr	565.00	-	-	-	-	-	-	-	-
B2CT2-1	3-85-001-01	2.71E+09	gals/yr	565.00	-	-	-	-	-	-	-	-
B2CT3-1	3-85-001-01	2.71E+09	gals/yr	565.00	-	-	-	-	-	-	-	-
B2CT4-1	3-85-001-01	2.71E+09	gals/yr	565.00	-	-	-	-	-	-	-	-
B2CT5-1	3-85-001-01	2.71E+09	gals/yr	565.00	-	-	-	-	-	-	-	-
B2CT6-1	3-85-001-01	2.71E+09	gals/yr	565.00	-	-	-	-	-	-	-	-
B2CT7-1	3-85-001-01	2.71E+09	gals/yr	565.00	-	-	-	-	-	-	-	-
B2CT8-1	3-85-001-01	2.71E+09	gals/yr	565.00	-	-	-	-	-	-	-	-
B2CT9-1	3-85-001-01	2.71E+09	gals/yr	565.00	-	-	-	-	-	-	-	-
B2CT10-1	3-85-001-01	2.71E+09	gals/yr	565.00	-	-	-	-	-	-	-	-
B2CT11-1	3-85-001-01	2.71E+09	gals/yr	565.00	-	-	-	-	-	-	-	-
B2CT12-1	3-85-001-01	2.71E+09	gals/yr	565.00	-	-	-	-	-	-	-	-
TANKS-1	3-90-900-04	1.86E+06	gals/yr	-	-	-	-	-	-	-	-	-

SECTION 7 – ACTUAL POTENTIAL TO EMIT (APTE)

Table 7-E: Actual Potential to Emit and Construction Permit Thresholds

Criteria Air Pollutants	Emissions (tons per year)	Construction PermitThreshold (tons per year)	Meet or Exceed?	PSD Permit Threshold (tons per year)	Meet or Exceed?
PM_{10}	8.70	15.0	No	15.0	No
$PM_{2.5}$	6.80	10.0	No	10.0	No
NOx	248.71	40.0	**Yes**	40.0	**Yes**
SOx	0.52	40.0	No	40.0	No
VOC	30.86	40.0	No	40.0	No
CO	55.52	50.0	**Yes**	100.0	No
Lead	0.00	0.6	No	0.6	No

Hazardous Air Pollutants	Emissions (tons per year)	Const. Permit & Toxic BACT Threshold (tons per year)	Meet or Exceed?	Toxic MACT Threshold (tons per year)	Meet or Exceed?
Greatest Single HAP	0.10	2.5	No	10.0	No
Total Combined HAP	0.21	10.0	No	25.0	No

SECTION 9: COMPLIANCE PLAN

Part A: Compliance Status for Applicable Rules and Requirements	
Will your source be in compliance with all applicable rules and requirements identified in Section 9 of this application, including those that with compliance dates set to take place during the term of the permit?	
☑ **Yes** ☐ **No**	**Proceed to Application Checklist.**

Part B: Applicable Rules and Requirements for Which Compliance Is Not Achieved or Will Not Be Achieved		
Regulation Citation (e.g. 40 CFR 63 Subpart A)	**Regulation Name** (e.g. General Provisions)	**Reason(s) why source will not be in compliance.**

APPLICATION COMPLETENESS CHECKLIST

Does this application contain confidential information?	☑ Yes ☐ No	**If "Yes" are application pages containing confidential data clearly marked?**	☑ Yes ☐ No or N/A
Continue with the remainder of the checklist.			
Will your source require a PSD construction permit?			☐ Yes ☑ No
Continue with the remainder of the checklist, and submit the original signed copy of the permit application when complete.			

Section Number & Name	Included With Application?	If not included, provide reason.
Section 1: Administrative Information And Responsible Official Certification	☑ Yes ☐ No	
Section 2: Detailed Source Information	☑ Yes ☐ No	
Table 3-A: New/Modified/Reconstructed Emission Unit Identification	☑ Yes ☐ No	
Table 3-B: New/Modified/Reconstructed Stack / Release Point Information	☑ Yes ☐ No	
Table 4-A: Insignificant Activities List	☐ Yes ☑ No	No insignificant activities are proposed as part of this project.
Table 4-B: Insignificant Lubricating and Heavy Oil Storage Information	☐ Yes ☑ No	No lubricating and no heavy oil storage tanks are proposed as part of this project.
Table 4-C: Insignificant Cooling Towers	☐ Yes ☑ No	Each proposed cooling tower will have a water cirulcation rate greater than 2,000 gallons per minute; thus, each proposed cooling tower does not qualify as an insignificant activity per LLCHD permitting requirements.
Table 5-A: New/Modified/Reconstructed Emission Units MPTE – Regulated Air Pollutant Emissions	☑ Yes ☐ No	
Table 5-B: New/Modified/Reconstructed Emission Units MPTE – VOC Emissions from VOC-Containing Materials	☑ Yes ☐ No	
Table 5-C: New/Modified/Reconstructed Emission Units - HAP Emissions from HAP-Containing Materials	☑ Yes ☐ No	
Table 5-D: New/Modified/Reconstructed Emission Units MPTE – PSD-Specific Pollutant Emissions	☑ Yes ☐ No	
Table 5-E: Maximum Potential to Emit and Construction Permit Thresholds	☑ Yes ☐ No	
Section 6: Construction Permit Determination	☑ Yes ☐ No	
Table 6-A: Source-Elected Throughput Limits and Emission Control Requirements	☑ Yes ☐ No	
Table 6-B: Source-Elected Emission Limits	☑ Yes ☐ No	
Table 6-C: Source-Elected Emission Limits for PSD Pollutants	☑ Yes ☐ No	
Table 7-A: Facility-Wide APTE – Regulated Air Pollutant Emissions	☑ Yes ☐ No	
Table 7-B: Facility-Wide APTE – VOC Emissions from VOC-Containing Materials	☑ Yes ☐ No	

APPLICATION COMPLETENESS CHECKLIST

Table 7-C: Facility-Wide APTE – HAP Emissions from HAP-Containing Materials	☑ **Yes** ☐ **No**	
Table 7-D: New/Modified/Reconstructed Emission Units APTE – PSD-Specific Pollutant Emissions	☑ **Yes** ☐ **No**	
Table 7-E: Actual Potential to Emit and Construction Permit Thresholds	☑ **Yes** ☐ **No**	
Section 8: Applicable Rules And Requirements	☑ **Yes** ☐ **No**	
Section 9: Compliance Plan	☐ **Yes** ☑ **No**	The proposed facility will be a new stationary air emission source and is expected to operate in compliance with all applicable air quality requirements.
Table 9-A: Compliance Schedule	☐ **Yes** ☑ **No**	The proposed facility will be a new stationary air emission source and is expected to operate in compliance with all applicable air quality requirements.

MAX PTE
CALCULATIONS

Agate, LLC

Tier 2 Diesel Engine Evaluation: **1,750.0** **ekW**

Emission Limitation =	-	tons/year of NO_x for **all engines combined**
NO_x Emission Rate per Engine =	35.09	lb/hour
Number of Engines =	20	(14 ModCUB Gens; 6 Machine Learning Addition Gens)
Hours Limitation per Engine [B] =	**8760.0**	**Hours/Year**
Gallons Limitation per Engine =	**1,066,968.0**	**Gallons/Year**

Parameter	Units	100% Load Value
Fuel Consumption[7]	gal/hour	121.8
Engine Power	ekW	1,750.0
Engine Power[1]	bHP	2,584.0
Engine Power[2]	bkW	1,927.7
Engine Power[6]	MMBtu/hr	18.1

Pollutant	Emission Factor Value	Emission Factor Units	Emission Rate/Engine (lb/hr)	Emission Rate/Engine (tons/yr)	# of Engines	Facility Total Emission Rate (tons/yr)	lb/hr Calculation
			A	C = A x B / 2,000 lb/ton	D	E = B x D	
NO_x EF[3]	35.09	lb/hour	35.09	153.69	20	3073.88	Manufacturer specification sheet value
CO EF[3]	5.31	lb/hour	5.31	23.26	20	465.16	Manufacturer specification sheet value
VOC EF[3]	0.89	lb/hour	0.89	3.90	20	77.96	Manufacturer specification sheet value
$PM/PM_{10}/PM_{2.5}$ EF[3][5]	0.41	lb/hour	0.41	1.80	20	35.92	Manufacturer specification sheet value
SO_x[4][8]	0.000012	lb/bhp-hour	0.03	0.14	20	2.75	lb/hr = (lb/bHP-hour) x (bHP)
Acetaldehyde[4]	2.52E-05	lb/MMBtu	0.00	0.00	20	3.99E-02	lb/hr = (lb/MMBtu) x (MMBtu/hr)
Acrolein[4]	7.88E-06	lb/MMBtu	0.00	0.00	20	1.25E-02	lb/hr = (lb/MMBtu) x (MMBtu/hr)
Benzene[4]	7.76E-04	lb/MMBtu	0.01	0.06	20	1.23E+00	lb/hr = (lb/MMBtu) x (MMBtu/hr)
Formaldehyde[4]	7.89E-05	lb/MMBtu	0.00	0.01	20	1.25E-01	lb/hr = (lb/MMBtu) x (MMBtu/hr)
Naphthalene[4]	1.30E-04	lb/MMBtu	0.00	0.01	20	2.06E-01	lb/hr = (lb/MMBtu) x (MMBtu/hr)
Polycyclic Organic Hydrocarbons[4]	8.20E-05	lb/MMBtu	0.00	0.01	20	1.30E-01	lb/hr = (lb/MMBtu) x (MMBtu/hr)
Toluene[4]	2.81E-04	lb/MMBtu	0.01	0.02	20	4.45E-01	lb/hr = (lb/MMBtu) x (MMBtu/hr)
Xylenes[4]	1.93E-04	lb/MMBtu	0.00	0.02	20	3.06E-01	lb/hr = (lb/MMBtu) x (MMBtu/hr)
Total HAP[4]	1.57E-03	lb/MMBtu	0.03	0.12	20	2.49E+00	lb/hr = (lb/MMBtu) x (MMBtu/hr)

Footnotes

1 Nameplate bHP as provided from the manufacturer specification sheet.

2 bkW = (bHP) x (0.746 bkW/bHP)

3 NOx, CO, VOC, and PM/PM10/PM2.5 emission factors were obtained from the manufacturer spec sheet value.

4 SO2 and HAP emission factors were obtained from EPA AP-42 Section 3.4 (October 1996), Tables 3.4-1, 3.4-2, 3.4-3, and 3.4-4. 15 ppm sulfur content assumed per NSPS IIII requirement. POH value is without napthalene.

5 All PM is assumed to be PM_{10} and $PM_{2.5}$, including filterable plus condensible emissions.

6 1 bHP-hour = 7,000 Btu; MMBtu/hr = (bHP) x (7,000 Btu/bHP-hour) / (1,000,000 Btu / 1 MMBtu); EPA AP-42, footnote 1 to Table 3.3-1 (October 1996)

7 Fuel rate as obtained from manufacturer specification sheet.

8 15 ppm sulfur content assumed for diesel fuel per NSPS IIII requirement

Intentionally Left Blank

Agate, LLC

Tier 2 Diesel Engine Evaluation: **2,750.0** **ekW**

Emission Limitation =	-	tons/year of NO_x for **all engines combined**
NO_x Emission Rate per Engine =	52.91	lb/hour
Number of Engines =	68	(64 Critical Gens; 4 CCNR Gens; 3 MW per engine for conservatism)
Hours Limitation per Engine [B] =	**8760.0**	**Hours/Year**
Gallons Limitation per Engine =	**1,851,864.0**	**Gallons/Year**

Parameter	Units	100% Load Value
Fuel Consumption[7]	gal/hour	211.4
Engine Power	ekW	2,750.0
Engine Power[1]	bHP	4,043.0
Engine Power[2]	bkW	3,016.1
Engine Power[6]	MMBtu/hr	28.3

Pollutant	Emission Factor Value	Emission Factor Units	Emission Rate/Engine (lb/hr)	Emission Rate/Engine (tons/yr)	# of Engines	Facility Total Emission Rate (tons/yr)	lb/hr Calculation
			A	C = A x B / 2,000 lb/ton	D	E = B x D	
NO_x EF[3]	52.91	lb/hr	52.91	231.75	68	15758.71	Manufacturer specification sheet value
CO EF[3]	10.22	lb/hr	10.22	44.76	68	3043.92	Manufacturer specification sheet value
VOC EF[3]	0.89	lb/hr	0.89	3.90	68	265.08	Manufacturer specification sheet value
$PM/PM_{10}/PM_{2.5}$ EF[3][5]	0.640	lb/hr	0.64	2.80	68	190.62	Manufacturer specification sheet value
SO_x[4][8]	0.000012	lb/bhp-hour	0.05	0.21	68	14.61	lb/hr = (lb/bHP-hour) x (bHP)
Acetaldehyde[4]	2.52E-05	lb/MMBtu	0.00	0.00	68	2.12E-01	lb/hr = (lb/MMBtu) x (MMBtu/hr)
Acrolein[4]	7.88E-06	lb/MMBtu	0.00	0.00	68	6.64E-02	lb/hr = (lb/MMBtu) x (MMBtu/hr)
Benzene[4]	7.76E-04	lb/MMBtu	0.02	0.10	68	6.54E+00	lb/hr = (lb/MMBtu) x (MMBtu/hr)
Formaldehyde[4]	7.89E-05	lb/MMBtu	0.00	0.01	68	6.65E-01	lb/hr = (lb/MMBtu) x (MMBtu/hr)
Naphthalene[4]	1.30E-04	lb/MMBtu	0.00	0.02	68	1.10E+00	lb/hr = (lb/MMBtu) x (MMBtu/hr)
Polycyclic Organic Hydrocarbons[4]	8.20E-05	lb/MMBtu	0.00	0.01	68	6.91E-01	lb/hr = (lb/MMBtu) x (MMBtu/hr)
Toluene[4]	2.81E-04	lb/MMBtu	0.01	0.03	68	2.37E+00	lb/hr = (lb/MMBtu) x (MMBtu/hr)
Xylenes[4]	1.93E-04	lb/MMBtu	0.01	0.02	68	1.63E+00	lb/hr = (lb/MMBtu) x (MMBtu/hr)
Total HAP[4]	1.57E-03	lb/MMBtu	0.04	0.20	68	1.33E+01	lb/hr = (lb/MMBtu) x (MMBtu/hr)

Footnotes

1 Nameplate bHP as provided from the manufacturer specification sheet.

2 bkW = (bHP) x (0.746 bkW/bHP)

3 NOx, CO, VOC, and PM/PM10/PM2.5 emission factors were obtained from the manufacturer spec sheet value.

4 SO2 and HAP emission factors were obtained from EPA AP-42 Section 3.4 (October 1996), Tables 3.4-1, 3.4-3, and 3.4-4.
POH value is without naphthalene.

5 All PM is assumed to be PM_{10} and $PM_{2.5}$, including filterable plus condensible emissions.

6 1 bHP-hour = 7,000 Btu; MMBtu/hr = (bHP) x (7,000 Btu/bHP-hour) / (1,000,000 Btu / 1 MMBtu); EPA AP-42, footnote 1 to Table 3.3-1 (October 1996)

7 Fuel rate as obtained from manufacturer specification sheet for a CAT C175-16 diesel engine.

8 15 ppm sulfur content assumed for disel fuel per NSPS IIII requirement

Intentionally Left Blank

Agate, LLC

Tier 2 Diesel Engine Evaluation: **350.0** **ekW**

Emission Limitation = - tons/year of NO_x for **all engines combined**

NO_x Emission Rate per Engine = 7.02 lb/hour

Number of Engines = 1

Hours Limitation per Engine [B] = 8760.0 Hours/Year

Gallons Limitation per Engine = 230,764.7 Gallons/Year

Parameter	Units	100% Load Value
Fuel Consumption[7]	gal/hour	26.3
Engine Power[1]	ekW	350.0
Engine Power[2]	bHP	515.6
Engine Power[10]	bkW	384.6
Heating value for fuel oil[9]	MMBtu/gal	0.137
Engine Power[6]	MMBtu/hr	3.6

Pollutant	Emission Factor Value	Emission Factor Units	Emission Rate/Engine (lb/hr)	Emission Rate/Engine (tons/yr)	# of Engines	Facility Total Emission Rate (tons/yr)	lb/hr Calculation
			A	C = A x B / 2,000 lb/ton	D	E = B x D	
NO_x EF[3]	6.18	g/bhp-hr	7.02	30.77	1	30.77	Manufacturer specification sheet value
CO EF[3]	4.64	g/bhp-hr	5.27	23.10	1	23.10	Manufacturer specification sheet value
VOC EF[3]	1.07	g/bhp-hr	1.22	5.33	1	5.33	Manufacturer specification sheet value
$PM/PM_{10}/PM_{2.5}$ EF[3][5]	0.29	g/bhp-hr	0.33	1.44	1	1.44	Manufacturer specification sheet value
SO_x[4][8]	0.29	lb/MMBtu	1.05	4.58	1	4.58	lb/hr = (lb/MMBtu) x (MMBtu/hr)
1,3-Butadiene[4]	3.91E-05	lb/MMBtu	1.41E-04	6.18E-04	1	6.18E-04	lb/hr = (lb/MMBtu) x (MMBtu/hr)
Acetaldehyde[4]	7.67E-04	lb/MMBtu	2.77E-03	1.21E-02	1	1.21E-02	lb/hr = (lb/MMBtu) x (MMBtu/hr)
Acrolein[4]	9.25E-05	lb/MMBtu	3.34E-04	1.46E-03	1	1.46E-03	lb/hr = (lb/MMBtu) x (MMBtu/hr)
Benzene[4]	9.33E-04	lb/MMBtu	3.37E-03	1.47E-02	1	1.47E-02	lb/hr = (lb/MMBtu) x (MMBtu/hr)
Formaldehyde[4]	1.18E-03	lb/MMBtu	4.26E-03	1.87E-02	1	1.87E-02	lb/hr = (lb/MMBtu) x (MMBtu/hr)
Naphthalene[4]	8.48E-05	lb/MMBtu	3.06E-04	1.34E-03	1	1.34E-03	lb/hr = (lb/MMBtu) x (MMBtu/hr)
Polycyclic Organic Hydrocarbons[4]	8.32E-05	lb/MMBtu	3.00E-04	1.32E-03	1	1.32E-03	lb/hr = (lb/MMBtu) x (MMBtu/hr)
Toluene[4]	4.09E-04	lb/MMBtu	1.48E-03	6.47E-03	1	6.47E-03	lb/hr = (lb/MMBtu) x (MMBtu/hr)
Xylenes[4]	2.85E-04	lb/MMBtu	1.03E-03	4.51E-03	1	4.51E-03	lb/hr = (lb/MMBtu) x (MMBtu/hr)
Total HAP	3.87E-03	lb/MMBtu	1.40E-02	6.12E-02	1	6.12E-02	lb/hr = (lb/MMBtu) x (MMBtu/hr)

Footnotes

1 Nameplate ekW as provided from a representative manufacturer specification sheet.

2 bkW = (bHP) x (0.746 bkW/bHP)

3 NOx, CO, VOC, and PM/PM10/PM2.5 emission factors were obtained from the manufacturer spec sheet value.

4 SO_x factor was obtained from EPA AP-42 Section 3.3 (October 1996), Tables 3.3-1. HAP factors were obtained from EPA AP-42 Section 3.3 (Ocotber 1996), Table 3.3-2. POH value is without naphthalene.

5 All PM is assumed to be PM_{10} and $PM_{2.5}$, including filterable plus condensible emissions.

6 1 bHP-hour = 7,000 Btu; MMBtu/hr = (bHP) x (7,000 Btu/bHP-hour) / (1,000,000 Btu / 1 MMBtu); EPA AP-42, footnote 1 to Table 3.3-1 (October 1996)

7 Fuel rate is Engine Power (MMBtu/hr) divided by Heating value for fuel oil (MMBtu/gal)

8 15 ppm sulfur content is required for diesel fuel per NSPS IIII requirement. The SOx emission rate calculation is assumed to provide a conservatively high value.

Agate, LLC

Tier 2 Diesel Engine Evaluation: **350.0** **ekW**

Emission Limitation = - tons/year of NO_x for **all engines combined**

NO_x Emission Rate per Engine = 10.03 lb/hour

Number of Engines = 1

Hours Limitation per Engine [B] = 8760.0 Hours/Year

Gallons Limitation per Engine = 329,663.9 Gallons/Year

Parameter	Units	100% Load Value
Fuel Consumption[7]	gal/hour	37.6
Engine Power[1]	ekW	500.0
Engine Power[2]	bHP	736.5
Engine Power[10]	bkW	549.5
Heating value for fuel oil[9]	MMBtu/gal	0.137
Engine Power[6]	MMBtu/hr	5.2

Pollutant	Emission Factor Value	Emission Factor Units	Emission Rate/Engine (lb/hr)	Emission Rate/Engine (tons/yr)	# of Engines	Facility Total Emission Rate (tons/yr)	lb/hr Calculation
			A	C = A x B / 2,000 lb/ton	D	E = B x D	
NO_x EF[3]	6.18	g/bhp-hr	10.03	43.95	1	43.95	Manufacturer specification sheet value
CO EF[3]	4.64	g/bhp-hr	7.53	33.00	1	33.00	Manufacturer specification sheet value
VOC EF[3]	1.07	g/bhp-hr	1.74	7.61	1	7.61	Manufacturer specification sheet value
$PM/PM_{10}/PM_{2.5}$ EF[3][5]	0.29	g/bhp-hr	0.47	2.06	1	2.06	Manufacturer specification sheet value
SO_x[4][8]	0.000012	lb/bhp-hour	8.94E-03	3.91E-02	1	0.04	lb/hr = (lb/bHP-hour) x (bHP)
Acetaldehyde[4]	2.52E-05	lb/MMBtu	1.30E-04	5.69E-04	1	5.69E-04	lb/hr = (lb/MMBtu) x (MMBtu/hr)
Acrolein[4]	7.88E-06	lb/MMBtu	4.06E-05	1.78E-04	1	1.78E-04	lb/hr = (lb/MMBtu) x (MMBtu/hr)
Benzene[4]	7.76E-04	lb/MMBtu	4.00E-03	1.75E-02	1	1.75E-02	lb/hr = (lb/MMBtu) x (MMBtu/hr)
Formaldehyde[4]	7.89E-05	lb/MMBtu	4.07E-04	1.78E-03	1	1.78E-03	lb/hr = (lb/MMBtu) x (MMBtu/hr)
Naphthalene[4]	1.30E-04	lb/MMBtu	6.70E-04	2.94E-03	1	2.94E-03	lb/hr = (lb/MMBtu) x (MMBtu/hr)
Polycyclic Organic Hydrocarbons[4]	8.20E-05	lb/MMBtu	4.23E-04	1.85E-03	1	1.85E-03	lb/hr = (lb/MMBtu) x (MMBtu/hr)
Toluene[4]	2.81E-04	lb/MMBtu	1.45E-03	6.35E-03	1	6.35E-03	lb/hr = (lb/MMBtu) x (MMBtu/hr)
Xylenes[4]	1.93E-04	lb/MMBtu	9.95E-04	4.36E-03	1	4.36E-03	lb/hr = (lb/MMBtu) x (MMBtu/hr)
Total HAP[4]	1.57E-03	lb/MMBtu	8.11E-03	3.55E-02	1	3.55E-02	lb/hr = (lb/MMBtu) x (MMBtu/hr)

Footnotes

1 Nameplate ekW as provided from a representative manufacturer specification sheet.

2 bkW = (bHP) x (0.746 bkW/bHP)

3 NOx, CO, VOC, and PM/PM10/PM2.5 emission factors were obtained from the manufacturer spec sheet value.

4 SO2 and HAP emission factors were obtained from EPA AP-42 Section 3.4 (October 1996), Tables 3.4-1, 3.4-3, and 3.4-4. POH value is without naphthalene. POH value is without naphthalene.

5 All PM is assumed to be PM_{10} and $PM_{2.5}$, including filterable plus condensible emissions.

6 1 bHP-hour = 7,000 Btu; MMBtu/hr = (bHP) x (7,000 Btu/bHP-hour) / (1,000,000 Btu / 1 MMBtu); EPA AP-42, footnote 1 to Table 3.3-1 (October 1996)

7 Fuel rate is Engine Power (MMBtu/hr) divided by Heating value for fuel oil (MMBtu/gal)

8 15 ppm sulfur content is required for diesel fuel per NSPS IIII requirement.

Agate, LLC

Pollutant	Emission Factor (lb/MMBtu)[1] [A]	Engine Power (MMBtu/hr)[2] [B]	Emission Rate (lb/hr) [C] = [A]*[B]	Annual Hours of Operation[3] [D]	Annual Emissions per Engine (TPY) [E] = [C]*[D]/2000	Number of Engines [F]	Total Annual Emissions (TPY) [G] = [E]*[F]	100-Year GWP[4] [H]	Total Annual Emissions (TPY as CO_2e) [I] = [G]*[H]
CO_2	165	18.09	2984.52	8760.00	13072.20	20.00	261443.95	1.00	261443.95
TOC (as CH_4)	0.09	18.09	1.63	8760.00	7.13	20.00	142.61	25.00	3565.14
							Total CO_2e:		265009.10
							Total CO_2e per Engine:		13250.45

Footnotes

[1] AP-42 Table 3.4-1. Gaseous Emission Factors for Large Stationary Diesel and All Stationary Dual-Fuel Engines

[2] Engine bHP taken from nameplate as provided from the manufacturer specification sheet. Conversion to MMBtu/hr is:
1 bHP-hour = 7,000 Btu; MMBtu/hr = (bHP) x (7,000 Btu/bHP-hour) / (1,000,000 Btu / 1 MMBtu); EPA AP-42, footnote 1 to Table 3.3-1 (October 1996).

[3] Hourly usage as reported in calculations for HAP and Criterial Pollutant emissions for 1750 kW Diesel Engines

[4] Intergovernmental Panel on Climate Change, Fourth Assessment Report (AR4), 2007

Agate, LLC

Pollutant	Emission Factor (lb/MMBtu) [A]	Engine Power (MMBtu/hr) [B]	Emission Rate (lb/hr) [C]	Annual Hours of Operation [D]	Annual Emissions per Engine (TPY) [E] = [C]*[D]/2000	Number of Engines [F]	Total Annual Emissions (TPY) [G] = [E]*[F]	100-Year GWP [H]	Total Annual Emissions (TPY as CO_2e) [I] = [G]*[H]
CO_2	165	28.30	4669.67	8760.00	20453.13	68.00	1390813.02	1.00	1390813.02
TOC (as CH_4)	0.09	28.30	2.55	8760.00	11.16	68.00	758.63	25.00	18965.63
							Total CO_2e:		1409778.66
							Total CO_2e per Engine:		20732.04

Footnotes

[1] AP-42 Table 3.4-1. Gaseous Emission Factors for Large Stationary Diesel and All Stationary Dual-Fuel Engines

[2] Engine bHP taken from nameplate as provided from the manufacturer specification sheet. Conversion to MMBtu/hr is:
1 bHP-hour = 7,000 Btu; MMBtu/hr = (bHP) x (7,000 Btu/bHP-hour) / (1,000,000 Btu / 1 MMBtu); EPA AP-42, footnote 1 to Table 3.3-1 (October 1996).

[3] Hourly usage as reported in calculations for HAP and Criterial Pollutant emissions for 1750 kW Diesel Engines

[4] Intergovernmental Panel on Climate Change, Fourth Assessment Report (AR4), 2007

Agate, LLC

Pollutant	Emission Factor (lb/MMBtu) [A]	Engine Power (MMBtu/hr) [B]	Emission Rate (lb/hr) [C]	Annual Hours of Operation [D]	Annual Emissions per Engine (TPY) [E] = [C]*[D]/2000	Number of Engines [F]	Total Annual Emissions (TPY) [G] = [E]*[F]	100-Year GWP [H]	Total Annual Emissions (TPY as CO_2e) [I] = [G]*[H]
CO_2	165	3.61	595.48	8760.00	2608.22	1.00	2608.22	1.00	2608.22
TOC (as CH_4)	0.09	3.61	0.32	8760.00	1.42	1.00	1.42	25.00	35.57
							Total CO_2e:		2643.78
							Total CO_2e Per Engine:		2643.78

Footnotes

[1] AP-42 Table 3.4-1. Gaseous Emission Factors for Large Stationary Diesel and All Stationary Dual-Fuel Engines

[2] Engine bHP taken from nameplate as provided from a representative manufacturer specification sheet. Conversion to MMBtu/hr is:
1 bHP-hour = 7,000 Btu; MMBtu/hr = (bHP) x (7,000 Btu/bHP-hour) / (1,000,000 Btu / 1 MMBtu); EPA AP-42, footnote 1 to Table 3.3-1 (October 1996).

[3] Hourly usage as reported in calculations for HAP and Criterial Pollutant emissions for 1750 kW Diesel Engines

[4] Intergovernmental Panel on Climate Change, Fourth Assessment Report (AR4), 2007

Agate, LLC

Pollutant	Emission Factor (lb/MMBtu) [A]	Engine Power (MMBtu/hr) [B]	Emission Rate (lb/hr) [C]	Annual Hours of Operation [D]	Annual Emissions per Engine (TPY) [E] = [C]*[D]/2000	Number of Engines [F]	Total Annual Emissions (TPY) [G] = [E]*[F]	100-Year GWP [H]	Total Annual Emissions (TPY as CO_2e) [I] = [G]*[H]
CO_2	165	5.16	850.69	8760.00	3726.03	1.00	3726.03	1.00	3726.03
TOC (as CH_4)	0.09	5.16	0.46	8760.00	2.03	1.00	2.03	25.00	50.81
							Total CO_2e:		3776.84
							Total CO_2e per Engine:		3776.84

Footnotes

[1] AP-42 Table 3.4-1. Gaseous Emission Factors for Large Stationary Diesel and All Stationary Dual-Fuel Engines

[2] Engine bHP taken from nameplate as provided from a representative manufacturer specification sheet. Conversion to MMBtu/hr is:
1 bHP-hour = 7,000 Btu; MMBtu/hr = (bHP) x (7,000 Btu/bHP-hour) / (1,000,000 Btu / 1 MMBtu); EPA AP-42, footnote 1 to Table 3.3-1 (October 1996).

[3] Hourly usage as reported in calculations for HAP and Criterial Pollutant emissions for 1750 kW Diesel Engines

[4] Intergovernmental Panel on Climate Change, Fourth Assessment Report (AR4), 2007

Agate, LLC

14 Cooling Towers: B1CT1 thru B1CT7, and B2CT1 thru B2CT7

Circulation rate:	7,430,400	gal/hr (5,160 gal/min per cooling tower)
	65,090,304	Mgal/yr (based on 8,760 hrs/yr)
Drift loss percent:	0.0005	%
Water density:	8.34	lbs/gal
TDS concentration:	5,000	ppm single sample event
	5,000	ppm average annual rate

Biocide Additive	4,800	gal/yr (200 gallons per year of biocide use per cooling tower assumed)
Biocide Density	10	lb/gal
Biocide % VOC	100	%

Emission Factor Calculation for PM and PM_{10}

Emission factor equation from AP-42, Section 13.4-2 (01/1995)

PM/PM_{10} emission factor = $\left(\frac{ppmTDS}{1{,}000{,}000\,lbswater}\right)\left(\frac{8.34lbs}{gal}\,water\right)\left(\frac{1{,}000\,gal}{1Mgal}\right)\left(\frac{0.0005}{100}\,driftloss\right)$

0.0002085	lbs/Mgal single sample event (highest hourly rate)
0.0002085	lbs/Mgal average annual rate

Hourly Emissions = (lbs/Mgal single sample event)(hourly throughput gal/hr)(1 Mgal/1,000 gal)
Annual Emissions = (lbs/Mgal average annual rate)(annual throughput Mgal/yr)/(2,000 lbs/ton)

Cooling Tower Emission Summary

Pollutant	Hourly PTE (lbs/hr)	Annual PTE (tons/year)	Per CT Pounds/yr
PM	1.55	6.79	969.3806
PM_{10}[1]	1.08	4.75	678.56642
$PM_{2.5}$[2]	0.65	2.85	407.13985
VOC	5.48	24.00	3428.5714

[1] PM10 is assumed 70% of PM per CEIDARS, "Final - Methodology to Calculate Particulate Matter (PM) 2.5 and PM 2.5 Significance Thresholds", October 2006

[2]PM2.5 is assumed 42% of CEIDARS, "Final - Methodology to Calculate Particulate Matter (PM) 2.5 and PM 2.5 Significance Thresholds", October 2006

Facility-Wide Emission Totals

Pollutant	PTE (tons/year)
NO_x	18,907.32
CO	3,565.18
VOC	379.98
PM	236.83
PM_{10}	234.79
$PM_{2.5}$	232.89
SO_x	21.98
GHGs as CO_2e	1,681,208.37

Max Potential Diesel Fuel Use for LLCHD Tab #5-B

Engine	Quantity	Gallons/Year-Engine	Total Gallons/Year
2,750 ekW	68	1,851,864	125,926,752
1,750 ekW	20	1,066,968	21,339,360
350 ekW	1	230,765	230,765
500 ekW	1	329,664	329,664

Article 2, Section 20 Emission Limitations
Agate, LLC

Cooling Tower Potential PM Emissions

Article 2, Section 20, Paragraph (A) - Process Weight Rate

Process Weight Rate	Allowable PM Emission Rate (lb/hr)
60,000 lb/hr or less	$E = 4.10p^{0.67}$
Greater than 60,000 lb/hr	$E = 55.0p^{0.11} - 40$

Where E = Rate of Emission in lb/hr

Where p = Process weight rate in tons/hr

Title 129, Chapter 20, Section 001

Emission Point ID	Design Throughput	Section 20 Limit	Permitted Emissions	Emission Rate Less Than Allowable Limit?
	tons/hour	lb/hr	lb/hr	
B1CT1	1,291.03	80.94	0.11	Yes
B1CT2	1,291.03	80.94	0.11	Yes
B1CT3	1,291.03	80.94	0.11	Yes
B1CT4	1,291.03	80.94	0.11	Yes
B1CT5	1,291.03	80.94	0.11	Yes
B1CT6	1,291.03	80.94	0.11	Yes
B1CT7	1,291.03	80.94	0.11	Yes
B2CT1	1,291.03	80.94	0.11	Yes
B2CT2	1,291.03	80.94	0.11	Yes
B2CT3	1,291.03	80.94	0.11	Yes
B2CT4	1,291.03	80.94	0.11	Yes
B2CT5	1,291.03	80.94	0.11	Yes
B2CT6	1,291.03	80.94	0.11	Yes
B2CT7	1,291.03	80.94	0.11	Yes

Stationary RICE Potential PM Emissions

Article 2, Section 20, Paragraph (B)

Total Heat Input (MMBtu/hr)	Maximum Allowable Emissions of PM (lbs/MMBtu)
10 or less	0.6
Between 10 and 10,000	$1.026/I^{0.233}$ Where I = total heat input in MMBtu/hr.
10,000 or more	0.12

Emission Point ID	Rating	Allowable PM	Emission Rate	Emission Rate Less Than Allowable Limit?
	MMBtu/hr	lb/MMBtu	lb/MMBtu	
EPB1G1	28.30	0.471	0.023	Yes
EPB1G2	28.30	0.471	0.023	Yes
EPB1G3	28.30	0.471	0.023	Yes
EPB1G4	28.30	0.471	0.023	Yes
EPB1G5	28.30	0.471	0.023	Yes
EPB1G6	28.30	0.471	0.023	Yes
EPB1G7	28.30	0.471	0.023	Yes
EPB1G8	28.30	0.471	0.023	Yes
EPB1G9	28.30	0.471	0.023	Yes
EPB1G10	28.30	0.471	0.023	Yes
EPB1G11	28.30	0.471	0.023	Yes

EPB1G12	28.30	0.471	0.023	Yes
EPB1G13	28.30	0.471	0.023	Yes
EPB1G14	28.30	0.471	0.023	Yes
EPB1G15	28.30	0.471	0.023	Yes
EPB1G16	28.30	0.471	0.023	Yes
EPB1G17	28.30	0.471	0.023	Yes
EPB1G18	28.30	0.471	0.023	Yes
EPB1G19	28.30	0.471	0.023	Yes
EPB1G20	28.30	0.471	0.023	Yes
EPB1G21	28.30	0.471	0.023	Yes
EPB1G22	28.30	0.471	0.023	Yes
EPB1G23	28.30	0.471	0.023	Yes
EPB1G24	28.30	0.471	0.023	Yes
EPB1G25	28.30	0.471	0.023	Yes
EPB1G26	28.30	0.471	0.023	Yes
EPB1G27	28.30	0.471	0.023	Yes
EPB1G28	28.30	0.471	0.023	Yes
EPB1G29	28.30	0.471	0.023	Yes
EPB1G30	28.30	0.471	0.023	Yes
EPB1G31	28.30	0.471	0.023	Yes
EPB1G32	28.30	0.471	0.023	Yes
EPB1G33	28.30	0.471	0.023	Yes
EPB1G34	28.30	0.471	0.023	Yes
EPB1CG1	18.09	0.523	0.023	Yes
EPB1CG2	18.09	0.523	0.023	Yes
EPB1CG3	18.09	0.523	0.023	Yes
EPB1CG4	18.09	0.523	0.023	Yes
EPB1CG5	18.09	0.523	0.023	Yes
EPB1CG6	18.09	0.523	0.023	Yes
EPB1CG7	18.09	0.523	0.023	Yes
EPB1LTG1	18.09	0.523	0.023	Yes
EPB1LTG2	18.09	0.523	0.023	Yes
EPB1LTG3	18.09	0.523	0.023	Yes
EPB2G1	28.30	0.471	0.023	Yes
EPB2G2	28.30	0.471	0.023	Yes
EPB2G3	28.30	0.471	0.023	Yes
EPB2G4	28.30	0.471	0.023	Yes
EPB2G5	28.30	0.471	0.023	Yes
EPB2G6	28.30	0.471	0.023	Yes
EPB2G7	28.30	0.471	0.023	Yes
EPB2G8	28.30	0.471	0.023	Yes
EPB2G9	28.30	0.471	0.023	Yes
EPB2G10	28.30	0.471	0.023	Yes
EPB2G11	28.30	0.471	0.023	Yes
EPB2G12	28.30	0.471	0.023	Yes
EPB2G13	28.30	0.471	0.023	Yes
EPB2G14	28.30	0.471	0.023	Yes
EPB2G15	28.30	0.471	0.023	Yes
EPB2G16	28.30	0.471	0.023	Yes
EPB2G17	28.30	0.471	0.023	Yes
EPB2G18	28.30	0.471	0.023	Yes
EPB2G19	28.30	0.471	0.023	Yes
EPB2G20	28.30	0.471	0.023	Yes
EPB2G21	28.30	0.471	0.023	Yes
EPB2G22	28.30	0.471	0.023	Yes
EPB2G23	28.30	0.471	0.023	Yes
EPB2G24	28.30	0.471	0.023	Yes
EPB2G25	28.30	0.471	0.023	Yes
EPB2G26	28.30	0.471	0.023	Yes

EPB2G27	28.30	0.471	0.023	Yes
EPB2G28	28.30	0.471	0.023	Yes
EPB2G29	28.30	0.471	0.023	Yes
EPB2G30	28.30	0.471	0.023	Yes
EPB2G31	28.30	0.471	0.023	Yes
EPB2G32	28.30	0.471	0.023	Yes
EPB2G33	28.30	0.471	0.023	Yes
EPB2G34	28.30	0.471	0.023	Yes
EPB2CG1	18.09	0.523	0.023	Yes
EPB2CG2	18.09	0.523	0.023	Yes
EPB2CG3	18.09	0.523	0.023	Yes
EPB2CG4	18.09	0.523	0.023	Yes
EPB2CG5	18.09	0.523	0.023	Yes
EPB2CG6	18.09	0.523	0.023	Yes
EPB2CG7	18.09	0.523	0.023	Yes
EPB2LTG1	18.09	0.523	0.023	Yes
EPB2LTG2	18.09	0.523	0.023	Yes
EPB2LTG3	18.09	0.523	0.023	Yes
EPFP	3.61	0.6	0.091	Yes
EPGH	5.16	0.6	0.091	Yes

LIMITED PTE
CALCULATIONS

Source-Wide Limits

	g/bhp-hr	
1,750 ekW NOx Emission Factor:	6.18	
2,750 ekW NOx Emission Factor:	5.99	
350 ekW NOx Emission Factor:	6.18	
500 ekW NOx Emission Factor:	6.18	
Worst-Case Emission Factor:	**6.18**	g/bhp-hr

Proposed Hour Limitation per Engine:

g/bhp-hr	Total bhp	g/hour	lb/hour	tons/hr	Proposed Emission Limit (tpy)	**Hours/Engine**
A	B	C = A x B	D = C / 453.59	E = D / 2,000	F	**G = F / E**
6.18	353,696.10	2,185,841.89	4,818.98 (453.59 g/lb)	2.41 (2,000 lb/ton)	249	**103.0**

Proposed Fuel Limitation:

g/bhp-hr	bhp-hr/Btu	Btu/MMBtu	g/MMBtu	lb/MMBtu	MMBtu/gal	lb/gal	Proposed Emission Limit (tpy)	**Gallons Source-Wide**
A	B	C	D = A x B x C	E =D /453.59	F	G = E x F	H	**I = H x 2,000 / G**
6.18	0.00014 (7,000 Btu/bhp-hr)	1,000,000.0	882.86	1.95 (453.59 g/lb)	0.137 (137,000 Btu/gal)	0.267	249	**1,867,591.0** (2,000 lb/ton)

Tier 2 Diesel Engine Evaluation: **1,750.0** **ekW**

Emission Equivalent =	40	tons/year of NO_x for **all 1,750 ekW engines combined**
NO_x Emission Rate per Engine =	35.09	lb/hour
Number of Engines =	20	(14 ModCUB Gens; 6 Machine Learning Addition Gens)
Hours Limitation per Engine [B] =	**114.0**	**Hours/Year per 1,750 ekW engine**
Equivalent Fuel Limit per Engine =	**13,884.3**	**Gallons/Year per 1,750 ekW engine**

Parameter	Units	100% Load Value
Fuel Consumption[7]	gal/hour	121.8
Engine Power	ekW	1,750.0
Engine Power[1]	bHP	2,584.0
Engine Power[2]	bkW	1,927.7
Engine Power[6]	MMBtu/hr	18.1

Pollutant	Emission Factor Value	Emission Factor Units	Emission Rate/Engine (lb/hr)	Emission Rate/Engine (tons/yr)	# of Engines	Facility Total Emission Rate (tons/yr)	lb/hr Calculation
			A	C = A x B / 2,000 lb/ton	D	E = B x D	
NO_x EF[3]	35.09	lb/hour	35.09	2.00	20	40.00	Manufacturer specification sheet value
CO EF[3]	5.31	lb/hour	5.31	0.30	20	6.05	Manufacturer specification sheet value
VOC EF[3]	0.89	lb/hour	0.89	0.05	20	1.01	Manufacturer specification sheet value
$PM/PM_{10}/PM_{2.5}$ EF[3][5]	0.41	lb/hour	0.41	0.02	20	0.47	Manufacturer specification sheet value
SO_x[4]	0.000012	lb/bhp-hour	3.14E-02	1.79E-03	20	0.04	lb/hr = (lb/bHP-hour) x (bHP)
Acetaldehyde[4]	2.52E-05	lb/MMBtu	4.56E-04	2.60E-05	20	5.20E-04	lb/hr = (lb/MMBtu) x (MMBtu/hr)
Acrolein[4]	7.88E-06	lb/MMBtu	1.43E-04	8.12E-06	20	1.62E-04	lb/hr = (lb/MMBtu) x (MMBtu/hr)
Benzene[4]	7.76E-04	lb/MMBtu	1.40E-02	8.00E-04	20	1.60E-02	lb/hr = (lb/MMBtu) x (MMBtu/hr)
Formaldehyde[4]	7.89E-05	lb/MMBtu	1.43E-03	8.13E-05	20	1.63E-03	lb/hr = (lb/MMBtu) x (MMBtu/hr)
Naphthalene[4]	1.30E-04	lb/MMBtu	2.35E-03	1.34E-04	20	2.68E-03	lb/hr = (lb/MMBtu) x (MMBtu/hr)
Polycyclic Organic Hydrocarbons (POH)[4]	8.20E-05	lb/MMBtu	1.48E-03	8.45E-05	20	1.69E-03	lb/hr = (lb/MMBtu) x (MMBtu/hr)
Toluene[4]	2.81E-04	lb/MMBtu	5.08E-03	2.90E-04	20	5.79E-03	lb/hr = (lb/MMBtu) x (MMBtu/hr)
Xylenes[4]	1.93E-04	lb/MMBtu	3.49E-03	1.99E-04	20	3.98E-03	lb/hr = (lb/MMBtu) x (MMBtu/hr)
Total HAP[4]	1.57E-03	lb/MMBtu	2.85E-02	1.62E-03	20	3.25E-02	lb/hr = (lb/MMBtu) x (MMBtu/hr)

Footnotes

1 Nameplate bHP as provided from the engine specification sheet.

2 bkW = (bHP) x (0.746 bkW/bHP)

3 NOx, CO, VOC, and PM/PM10/PM2.5 emission factors were obtained from the engine spec sheet.

4 SO2 and HAP emission factors were obtained from EPA AP-42 Section 3.4 (October 1996), Tables 3.4-1, 3.4-2, 3.4-3, and 3.4-4. 15 ppm sulfur content assumed per NSPS IIII requirement. POH value is without napthalene.

5 All PM is assumed to be PM_{10} and $PM_{2.5}$, including filterable plus condensible emissions.

6 1 bHP-hour = 7,000 Btu; MMBtu/hr = (bHP) x (7,000 Btu/bHP-hour) / (1,000,000 Btu / 1 MMBtu); EPA AP-42, footnote 1 to Table 3.3-1 (October 1996)

7 Fuel rate as obtained from a representative engine specification sheet.

Intentionally Left Blank

Tier 2 Diesel Engine Evaluation: **3,000.0** **ekW** (2,750 ekW engines are proposed. 3,000 ekW capacity is conservatively assumed for HAP calculations.)

Emission Equivalent =	205	tons/year of NO_x for **all 2,750 ekW engines combined**
NO_x Emission Rate per Engine =	52.91	lb/hour
Number of Engines =	68	(64 Critical Gens; 4 CCNR Gens; 3 MW per engine for conservatism)
Hours Limitation per Engine [B] =	**114.0**	**Hours/Year per 2,750 ekW engine**
Equivalent Fuel Limit per Engine =	**24,090.3**	**Gallons/Year per 2,750 ekW engine**

Parameter	Units	100% Load Value
Fuel Consumption[7]	gal/hour	211.4
Engine Power	ekW	3,000.0
Engine Power[1]	bHP	4,423.0
Engine Power[2]	bkW	3,299.6
Engine Power[6]	MMBtu/hr	31.0

Pollutant	Emission Factor Value	Emission Factor Units	Emission Rate/Engine (lb/hr)	Emission Rate/Engine (tons/yr)	# of Engines	Facility Total Emission Rate (tons/yr)	lb/hr Calculation
			A	C = A x B / 2,000 lb/ton	D	E = B x D	
NO_x EF[3]	52.91	lb/hr	52.91	3.01	68	205.00	Manufacturer specification sheet value
CO EF[3]	10.22	lb/hr	10.22	0.58	68	39.60	Manufacturer specification sheet value
VOC EF[3]	0.89	lb/hr	0.89	0.05	68	3.45	Manufacturer specification sheet value
$PM/PM_{10}/PM_{2.5}$ EF[3][5]	0.640	lb/hr	0.64	0.04	68	2.48	Manufacturer specification sheet value
SO_x[4][8]	0.000012	lb/bhp-hour	0.05	0.00	68	0.21	lb/hr = (lb/bHP-hour) x (bHP)
Acetaldehyde[4]	2.52E-05	lb/MMBtu	0.00	0.00	68	3.02E-03	lb/hr = (lb/MMBtu) x (MMBtu/hr)
Acrolein[4]	7.88E-06	lb/MMBtu	0.00	0.00	68	9.45E-04	lb/hr = (lb/MMBtu) x (MMBtu/hr)
Benzene[4]	7.76E-04	lb/MMBtu	0.02	0.00	68	9.31E-02	lb/hr = (lb/MMBtu) x (MMBtu/hr)
Formaldehyde[4]	7.89E-05	lb/MMBtu	0.00	0.00	68	9.46E-03	lb/hr = (lb/MMBtu) x (MMBtu/hr)
Naphthalene[4]	1.30E-04	lb/MMBtu	0.00	0.00	68	1.56E-02	lb/hr = (lb/MMBtu) x (MMBtu/hr)
Polycyclic Organic Hydrocarbons(POH)[4]	8.20E-05	lb/MMBtu	0.00	0.00	68	9.84E-03	lb/hr = (lb/MMBtu) x (MMBtu/hr)
Toluene[4]	2.81E-04	lb/MMBtu	0.01	0.00	68	3.37E-02	lb/hr = (lb/MMBtu) x (MMBtu/hr)
Xylenes[4]	1.93E-04	lb/MMBtu	0.01	0.00	68	2.32E-02	lb/hr = (lb/MMBtu) x (MMBtu/hr)
Total HAP[4]	1.57E-03	lb/MMBtu	0.05	0.00	68	1.89E-01	lb/hr = (lb/MMBtu) x (MMBtu/hr)

Footnotes

1 Nameplate bHP as provided from the engine specification sheet.

2 bkW = (bHP) x (0.746 bkW/bHP)

3 NOx, CO, VOC, and PM/PM10/PM2.5 emission factors were obtained from the engine spec sheet.

4 SO2 and HAP emission factors were obtained from EPA AP-42 Section 3.4 (October 1996), Tables 3.4-1, 3.4-3, and 3.4-4.
POH value is without naphthalene.

5 All PM is assumed to be PM_{10} and $PM_{2.5}$, including filterable plus condensible emissions.

6 1 bHP-hour = 7,000 Btu; MMBtu/hr = (bHP) x (7,000 Btu/bHP-hour) / (1,000,000 Btu / 1 MMBtu); EPA AP-42, footnote 1 to Table 3.3-1 (October 1996)

7 Fuel rate as obtained from representative engine specification sheet

8 15 ppm sulfur content assumed for disel fuel per NSPS IIII requirement

Intentionally Left Blank

Tier 2 Diesel Engine Evaluation: **350.0** **ekW**

Emission Equivalent = 2 tons/year of NO_x for **this 350 ekW engine**

NO_x Emission Rate per Engine = 7.02 lb/hour

Number of Engines = 1

Hours Limitation per Engine [B] = 569.4 Hours/Year for this 350 ekW engine

Equivalent Fuel Limit per Engine = 15,000.7 Gallons/Year for this 350 ekW engine

Parameter	Units	100% Load Value
Fuel Consumption[7]	gal/hour	26.3
Engine Power[1]	ekW	350.0
Engine Power[2]	bHP	515.6
Engine Power[10]	bkW	384.6
Heating value for fuel oil[9]	MMBtu/gal	0.137
Engine Power[6]	MMBtu/hr	3.6

Pollutant	Emission Factor Value	Emission Factor Units	Emission Rate/Engine (lb/hr)	Emission Rate/Engine (tons/yr)	# of Engines	Facility Total Emission Rate (tons/yr)	lb/hr Calculation
			A	C = A x B / 2,000 lb/ton	D	E = B x D	
NO_x EF[3]	6.18	g/bhp-hr	7.02	2.00	1	2.00	Manufacturer specification sheet value
CO EF[3]	4.64	g/bhp-hr	5.27	1.50	1	1.50	Manufacturer specification sheet value
VOC EF[3]	1.07	g/bhp-hr	1.22	0.35	1	0.35	Manufacturer specification sheet value
$PM/PM_{10}/PM_{2.5}$ EF[3][5]	0.29	g/bhp-hr	0.33	0.09	1	0.09	Manufacturer specification sheet value
SO_x[4][8]	0.29	lb/MMBtu	1.05E+00	2.98E-01	1	0.30	lb/hr = (lb/MMBtu) x (MMBtu/hr)
1,3-Butadiene[4]	3.91E-05	lb/MMBtu	1.41E-04	4.02E-05	1	4.02E-05	lb/hr = (lb/MMBtu) x (MMBtu/hr)
Acetaldehyde[4]	7.67E-04	lb/MMBtu	2.77E-03	7.88E-04	1	7.88E-04	lb/hr = (lb/MMBtu) x (MMBtu/hr)
Acrolein[4]	9.25E-05	lb/MMBtu	3.34E-04	9.50E-05	1	9.50E-05	lb/hr = (lb/MMBtu) x (MMBtu/hr)
Benzene[4]	9.33E-04	lb/MMBtu	3.37E-03	9.59E-04	1	9.59E-04	lb/hr = (lb/MMBtu) x (MMBtu/hr)
Formaldehyde[4]	1.18E-03	lb/MMBtu	4.26E-03	1.21E-03	1	1.21E-03	lb/hr = (lb/MMBtu) x (MMBtu/hr)
Naphthalene[4]	8.48E-05	lb/MMBtu	3.06E-04	8.71E-05	1	8.71E-05	lb/hr = (lb/MMBtu) x (MMBtu/hr)
Polycyclic Organic Hydrocarbons (POH)[4]	8.32E-05	lb/MMBtu	3.00E-04	8.55E-05	1	8.55E-05	lb/hr = (lb/MMBtu) x (MMBtu/hr)
Toluene[4]	4.09E-04	lb/MMBtu	1.48E-03	4.20E-04	1	4.20E-04	lb/hr = (lb/MMBtu) x (MMBtu/hr)
Xylenes[4]	2.85E-04	lb/MMBtu	1.03E-03	2.93E-04	1	2.93E-04	lb/hr = (lb/MMBtu) x (MMBtu/hr)
Total HAP[4]	3.87E-03	lb/MMBtu	1.40E-02	3.98E-03	1	3.98E-03	lb/hr = (lb/MMBtu) x (MMBtu/hr)

Footnotes

1 Nameplate ekW as provided from a representative engine specification sheet.

2 bkW = (bHP) x (0.746 bkW/bHP)

3 NOx, CO, VOC, and PM/PM10/PM2.5 emission factors were obtained from a representative engine spec sheet

4 SO_x factor was obtained from EPA AP-42 Section 3.3 (October 1996), Tables 3.3-1. HAP factors were obtained from EPA AP-42 Section 3.3 (Ocotber 1996), Table 3.3-2. POH value is without naphthalene.

5 All PM is assumed to be PM_{10} and $PM_{2.5}$, including filterable plus condensible emissions.

6 1 bHP-hour = 7,000 Btu; MMBtu/hr = (bHP) x (7,000 Btu/bHP-hour) / (1,000,000 Btu / 1 MMBtu); EPA AP-42, footnote 1 to Table 3.3-1 (October 1996)

7 Fuel rate is Engine Power (MMBtu/hr) divided by Heating value for fuel oil (MMBtu/gal)

8 15 ppm sulfur content assumed for diesel fuel per NSPS IIII requirement

9 Heating value for fuel oil from AP-42, Appendix A, Sept. 1985

10 ekW = 0.91 * bkW, assumption made based on ekW-bkW ratio from a representative engine spec sheet.

Tier 2 Diesel Engine Evaluation: **500.0** **ekW**

Emission Equivalent =	2	tons/year of NO_x for **this 500 ekW engine**
NO_x Emission Rate per Engine =	10.03	lb/hour
Number of Engines =	1	
Hours Limitation per Engine [B] =	**398.6**	**Hours/Year for this 500 ekW engine**
Equivalent Fuel Limit per Engine =	**15,000.7**	**Gallons/Year for this 500 ekW engine**

Parameter	Units	100% Load Value
Fuel Consumption[7]	gal/hour	37.6
Engine Power[1]	ekW	500.0
Engine Power[2]	bHP	736.5
Engine Power[10]	bkW	549.5
Heating value for fuel oil[9]	MMBtu/gal	0.137
Engine Power[6]	MMBtu/hr	5.2

Pollutant	Emission Factor Value	Emission Factor Units	Emission Rate/Engine (lb/hr)	Emission Rate/Engine (tons/yr)	# of Engines	Facility Total Emission Rate (tons/yr)	lb/hr Calculation
			A	C = A x B / 2,000 lb/ton	D	E = B x D	
NO_x EF[3]	6.18	g/bhp-hr	10.03	2.00	1	2.00	Manufacturer specification sheet value
CO EF[3]	4.64	g/bhp-hr	7.53	1.50	1	1.50	Manufacturer specification sheet value
VOC EF[3]	1.07	g/bhp-hr	1.74	0.35	1	0.35	Manufacturer specification sheet value
$PM/PM_{10}/PM_{2.5}$ EF[3][5]	0.29	g/bhp-hr	0.47	0.09	1	0.09	Manufacturer specification sheet value
SO_x[4][8]	0.000012	lb/bhp-hour	8.94E-03	1.78E-03	1	0.00	lb/hr = (lb/bHP-hour) x (bHP)
Acetaldehyde[4]	2.52E-05	lb/MMBtu	1.30E-04	2.59E-05	1	2.59E-05	lb/hr = (lb/MMBtu) x (MMBtu/hr)
Acrolein[4]	7.88E-06	lb/MMBtu	4.06E-05	8.10E-06	1	8.10E-06	lb/hr = (lb/MMBtu) x (MMBtu/hr)
Benzene[4]	7.76E-04	lb/MMBtu	4.00E-03	7.97E-04	1	7.97E-04	lb/hr = (lb/MMBtu) x (MMBtu/hr)
Formaldehyde[4]	7.89E-05	lb/MMBtu	4.07E-04	8.11E-05	1	8.11E-05	lb/hr = (lb/MMBtu) x (MMBtu/hr)
Naphthalene[4]	1.30E-04	lb/MMBtu	6.70E-04	1.34E-04	1	1.34E-04	lb/hr = (lb/MMBtu) x (MMBtu/hr)
Polycyclic Organic Hydrocarbons (POH)[4]	8.20E-05	lb/MMBtu	4.23E-04	8.43E-05	1	8.43E-05	lb/hr = (lb/MMBtu) x (MMBtu/hr)
Toluene[4]	2.81E-04	lb/MMBtu	1.45E-03	2.89E-04	1	2.89E-04	lb/hr = (lb/MMBtu) x (MMBtu/hr)
Xylenes[4]	1.93E-04	lb/MMBtu	9.95E-04	1.98E-04	1	1.98E-04	lb/hr = (lb/MMBtu) x (MMBtu/hr)
Total HAP[4]	1.57E-03	lb/MMBtu	8.11E-03	1.62E-03	1	1.62E-03	lb/hr = (lb/MMBtu) x (MMBtu/hr)

Footnotes

1 Nameplate ekW as provided from a representative engine specification sheet.

2 bkW = (bHP) x (0.746 bkW/bHP)

3 NOx, CO, VOC, and PM/PM10/PM2.5 emission factors were obtained from a representative engine spec sheet.

4 SO2 and HAP emission factors were obtained from EPA AP-42 Section 3.4 (October 1996), Tables 3.4-1, 3.4-3, and 3.4-4. POH value is without naphthalene.
POH value is without naphthalene.

5 All PM is assumed to be PM_{10} and $PM_{2.5}$, including filterable plus condensible emissions.

6 1 bHP-hour = 7,000 Btu; MMBtu/hr = (bHP) x (7,000 Btu/bHP-hour) / (1,000,000 Btu / 1 MMBtu); EPA AP-42, footnote 1 to Table 3.3-1 (October 1996)

7 Fuel rate is Engine Power (MMBtu/hr) divided by Heating value for fuel oil (MMBtu/gal)

8 15 ppm sulfur content assumed for diesel fuel per NSPS IIII requirement

9 Heating value for fuel oil from AP-42, Appendix A, Sept. 1985

10 ekW = 0.91 * bkW, assumption made based on ekW-bkW ratio from a representative engine spec sheet.

Limited GHG Emissions for the 1,750 ekW engines

Pollutant	Emission Factor (lb/MMBtu)[1] [A]	Engine Power (MMBtu/hr)[2] [B]	Emission Rate (lb/hr) [C] = [A]*[B]	Annual Hours of Operation[3] [D]	Annual Emissions per Engine (TPY) [E] = [C]*[D]/2000	Number of 1,750 ekW Engines [F]	Total Annual Emissions (TPY) [G] = [E]*[F]	100-Year GWP[4] [H]	Total Annual Emissions (TPY as CO_2e) [I] = [G]*[H]
CO_2	165	18.09	2984.52	113.99	170.11	20	3402.13	1.00	3402.13
TOC (as CH_4)	0.09	18.09	1.63	113.99	0.09	20	1.86	25.00	46.39
								Total CO_2e:	3448.52
								Total CO_2e per Engine:	172.43

Footnotes

[1] AP-42 Table 3.4-1. Gaseous Emission Factors for Large Stationary Diesel and All Stationary Dual-Fuel Engines

[2] Engine bHP taken from nameplate as provided from a representative engine specification sheet. Conversion to MMBtu/hr is:
1 bHP-hour = 7,000 Btu; MMBtu/hr = (bHP) x (7,000 Btu/bHP-hour) / (1,000,000 Btu / 1 MMBtu); EPA AP-42, footnote 1 to Table 3.3-1 (October 1996).

[3] Hourly usage as reported in calculations for HAP and Criterial Pollutant emissions for 1750 kW Diesel Engines

[4] Intergovernmental Panel on Climate Change, Fourth Assessment Report (AR4), 2007

Limited GHG Emissions for the 2,750 ekW engines

Pollutant	Emission Factor (lb/MMBtu) [A]	Engine Power (MMBtu/hr) [B]	Emission Rate (lb/hr) [C]	Annual Hours of Operation [D]	Annual Emissions per Engine (TPY) [E] = [C]*[D]/2000	Number of 2,750 ekW Engines [F]	Total Annual Emissions (TPY) [G] = [E]*[F]	100-Year GWP [H]	Total Annual Emissions (TPY as CO_2e) [I] = [G]*[H]
CO_2	165	30.96	5108.57	113.96	291.08	68	19793.15	1.00	19793.15
TOC (as CH_4)	0.09	30.96	2.79	113.96	0.16	68	10.80	25.00	269.91
								Total CO_2e:	20063.06
								Total CO_2e per Engine:	295.05

Footnotes

[1] AP-42 Table 3.4-1. Gaseous Emission Factors for Large Stationary Diesel and All Stationary Dual-Fuel Engines

[2] Engine bHP taken from nameplate as provided from a representative engine specification sheet. Conversion to MMBtu/hr is:
1 bHP-hour = 7,000 Btu; MMBtu/hr = (bHP) x (7,000 Btu/bHP-hour) / (1,000,000 Btu / 1 MMBtu); EPA AP-42, footnote 1 to Table 3.3-1 (October 1996).

[3] Hourly usage as reported in calculations for HAP and Criterial Pollutant emissions for 1750 kW Diesel Engines

[4] Intergovernmental Panel on Climate Change, Fourth Assessment Report (AR4), 2007

Limited GHG Emissions for the 350 ekW engines

Pollutant	Emission Factor (lb/MMBtu) [A]	Engine Power (MMBtu/hr) [B]	Emission Rate (lb/hr) [C]	Annual Hours of Operation [D]	Annual Emissions per Engine (TPY) [E] = [C]*[D]/2000	Number of 350 ekW Engines [F]	Total Annual Emissions (TPY) [G] = [E]*[F]	100-Year GWP [H]	Total Annual Emissions (TPY as CO_2e) [I] = [G]*[H]
CO_2	165	3.61	595.48	569.44	169.55	1	169.55	1.00	169.55
TOC (as CH_4)	0.09	3.61	0.32	569.44	0.09	1	0.09	25.00	2.31
							Total CO_2e:		171.86
							Total CO_2e Per Engine:		171.86

Footnotes

[1] AP-42 Table 3.4-1. Gaseous Emission Factors for Large Stationary Diesel and All Stationary Dual-Fuel Engines

[2] Engine bHP taken from nameplate as provided from a representative engine specification sheet. Conversion to MMBtu/hr is:
1 bHP-hour = 7,000 Btu; MMBtu/hr = (bHP) x (7,000 Btu/bHP-hour) / (1,000,000 Btu / 1 MMBtu); EPA AP-42, footnote 1 to Table 3.3-1 (October 1996).

[3] Hourly usage as reported in calculations for HAP and Criterial Pollutant emissions for 1750 kW Diesel Engines

[4] Intergovernmental Panel on Climate Change, Fourth Assessment Report (AR4), 2007

Limited GHG Emissions for the 500 ekW engines

Pollutant	Emission Factor (lb/MMBtu) [A]	Engine Power (MMBtu/hr) [B]	Emission Rate (lb/hr) [C]	Annual Hours of Operation [D]	Annual Emissions per Engine (TPY) [E] = [C]*[D]/2000	Number of 500 ekW Engines [F]	Total Annual Emissions (TPY) [G] = [E]*[F]	100-Year GWP [H]	Total Annual Emissions (TPY as CO_2e) [I] = [G]*[H]
CO_2	165	5.16	850.69	398.61	169.55	1	169.55	1.00	169.55
TOC (as CH_4)	0.09	5.16	0.46	398.61	0.09	1	0.09	25.00	2.31
							Total CO_2e:		171.86
							Total CO_2e per Engine:		171.86

Footnotes

[1] AP-42 Table 3.4-1. Gaseous Emission Factors for Large Stationary Diesel and All Stationary Dual-Fuel Engines

[2] Engine bHP taken from nameplate as provided from a representative engine specification sheet. Conversion to MMBtu/hr is:
1 bHP-hour = 7,000 Btu; MMBtu/hr = (bHP) x (7,000 Btu/bHP-hour) / (1,000,000 Btu / 1 MMBtu); EPA AP-42, footnote 1 to Table 3.3-1 (October 1996).

[3] Hourly usage as reported in calculations for HAP and Criterial Pollutant emissions for 1750 kW Diesel Engines

[4] Intergovernmental Panel on Climate Change, Fourth Assessment Report (AR4), 2007

Agate, LLC

14 Cooling Towers: B1CT-1 thru B1CT-12, B2CT-1 thru B2CT-12

Circulation rate:	7,430,400	gal/hr (5,160 gal/min per cooling tower)
	65,090,304	Mgal/yr (based on 8,760 hrs/yr)
Drift loss percent:	0.0005	%
Water density:	8.34	lbs/gal
TDS concentration:	5,000	ppm single sample event
	5,000	ppm average annual rate

Biocide Additive	4,800	gal/yr
Biocide Density	10	lb/gal
Biocide % VOC	100	%

Emission Factor Calculation for PM and PM_{10}

Emission factor equation from AP-42, Section 13.4-2 (01/1995)

PM/PM_{10} emission factor = $\left(\frac{ppmTDS}{1{,}000{,}000\,lbswater}\right)\left(\frac{8.34\,lbs}{gal}\,water\right)\left(\frac{1{,}000\,gal}{1Mgal}\right)\left(\frac{0.0005}{100}\,driftloss\right)$

0.0002085	lbs/Mgal single sample event (highest hourly rate)
0.0002085	lbs/Mgal average annual rate

Hourly Emissions = (lbs/Mgal single sample event)(hourly throughput gal/hr)(1 Mgal/1,000 gal)
Annual Emissions = (lbs/Mgal average annual rate)(annual throughput Mgal/yr)/(2,000 lbs/ton)

Cooling Tower Emission Summary		
Pollutant	Hourly PTE (lbs/hr)	Annual PTE (tons/year)
PM	1.55	6.79
PM_{10} [1]	1.08	4.75
$PM_{2.5}$ [2]	0.65	2.85
VOC	5.48	24.00

[1] PM10 is assumed 70% of PM per CEIDARS, "Final - Methodology to Calculate Particulate Matter (PM) 2.5 and PM 2.5 Significance Thresholds", October 2006

[2] PM2.5 is assumed 42% of CEIDARS, "Final - Methodology to Calculate Particulate Matter (PM) 2.5 and PM 2.5 Significance Thresholds", October 2006

Facility-Wide Emission Totals

Pollutant	PTE (tons/year)
NO_x	249.00
CO	48.65
VOC	29.16
PM	9.92
PM_{10}	7.88
$PM_{2.5}$	5.98
SO_x	0.54
GHGs as CO_2e	23,855.30
HAP	
1,3-Butadiene	4.02E-05
Acetaldehyde	4.36E-03
Acrolein	1.21E-03
Benzene	1.11E-01
Formaldehyde	1.24E-02
Naphthalene	1.85E-02
Polycyclic Organic Hydrocarbons	1.17E-02
Toluene	4.02E-02
Xylenes	2.76E-02
Total HAP	2.27E-01