

**City of Lincoln  
Planning**

Urban Design Committee Agenda

---

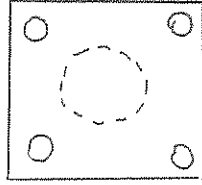
**URBAN DESIGN COMMITTEE**

Notice is hereby given that the **URBAN DESIGN COMMITTEE** will hold a meeting on Wednesday, April 1 at **3:00 p.m.**, **County-City Building**, 555 S. 10th Street, Lincoln, Nebraska, in Room 206 on the 2<sup>nd</sup> Floor. For more information, please contact the Lincoln City/Lancaster County Planning Department, 441-7491.

**AGENDA  
April 1, 2009**

1. Approval of meeting notes of [March 4, 2009](#).
  2. Downtown Design Standards review of Assurity headquarters project, R to Q Streets, 19th to 21st Streets (The Clark Enersen Partners)
  3. Redevelopment project at N. 27th and Center Streets for Matt Talbot Kitchen and Outreach (Urban Development Dept.)
  4. Sidewalk Cafe for [NuVibe](#), 126 N. 14th Street
  5. Staff report
  6. Miscellaneous
-

- ① 2 1/2" Ø x 16ga. POST
- ② RIBBED CHANNEL RAIL  
1 1/2" x 1 7/16" x 14ga.
- ③ 3/4" Ø x 16ga PICKET
- ④ BX112 END BRACKET

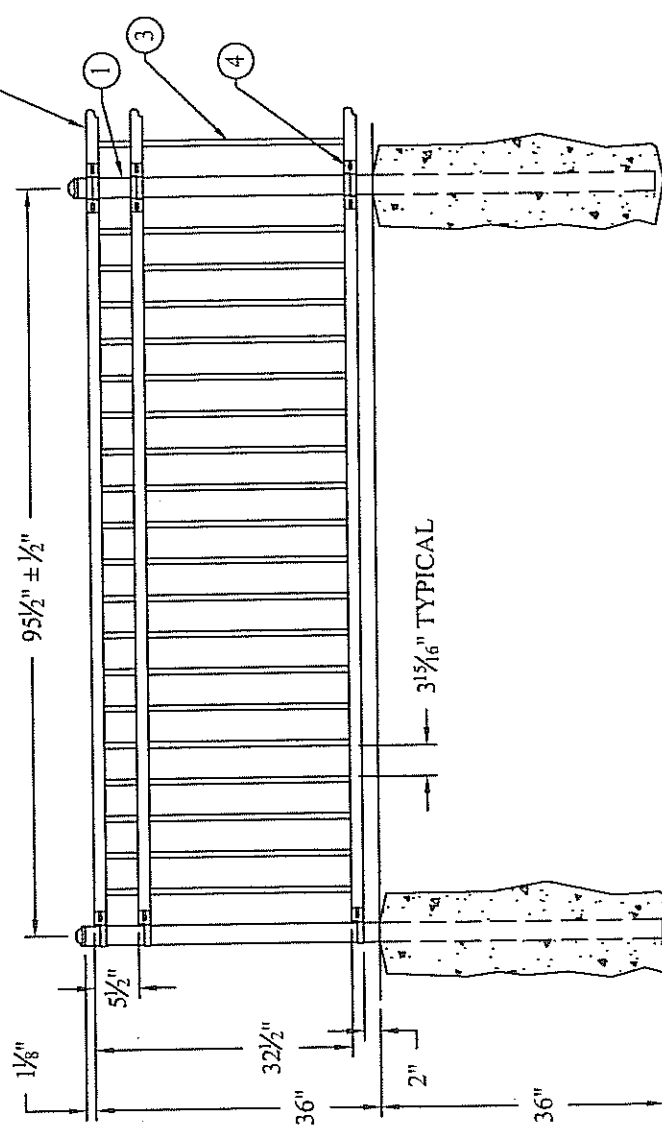


\* All posts w/ be plated & attached w/ 4 anchors into concrete

This is the drawing that I requested to be ordered. I understand that orders are final and no returns will be accepted.

Signature \_\_\_\_\_

Date \_\_\_\_\_



PANEL BRACKET OPTIONS	POST TO POST
BX114 LINE BRACKET	*95 1/2" ± 1/2"
BX111 FLAT MOUNT BRACKET	*95 1/2" ± 1/2" 2 1/2" □ *96" ± 1/2" 3" □
BX113 SWIVEL BRACKET**	*97" ± 1/2" 2 1/2" □ *97 1/2" ± 1/2" 3" □

\*\*NOTE: When using swivel brackets on either or both ends of a panel installation, care must be taken to ensure the spacing between post and adjoining pickets meets applicable codes. This may require trimming one or both ends of the panel as needed.

POST NOTE: In locations subject to freezing, where posts are grouted into core-drilled holes, a 1/2" diameter hole should be drilled in the post approximately 1/2" above elevation to allow for drainage of built-up ground water. The drilled hole must be wiped clean and dry and sprayed with AMERISTAR zills rich primer and AMERISTAR carb match finish.

FROST LINE: Footer depth shown is minimum recommendation. In some cases local restrictions of freezing weather conditions may require a greater depth.

PANEL BACKING: Drawing shows fence panel at level ground elevation; for installations that must be racked to follow sloping grades, the post spacing dimension shown must be measured along the grade.

File:

**MONTAGE PLUS PANEL MAJESTIC 3R FLB 4" GAP 3'H 8'W**

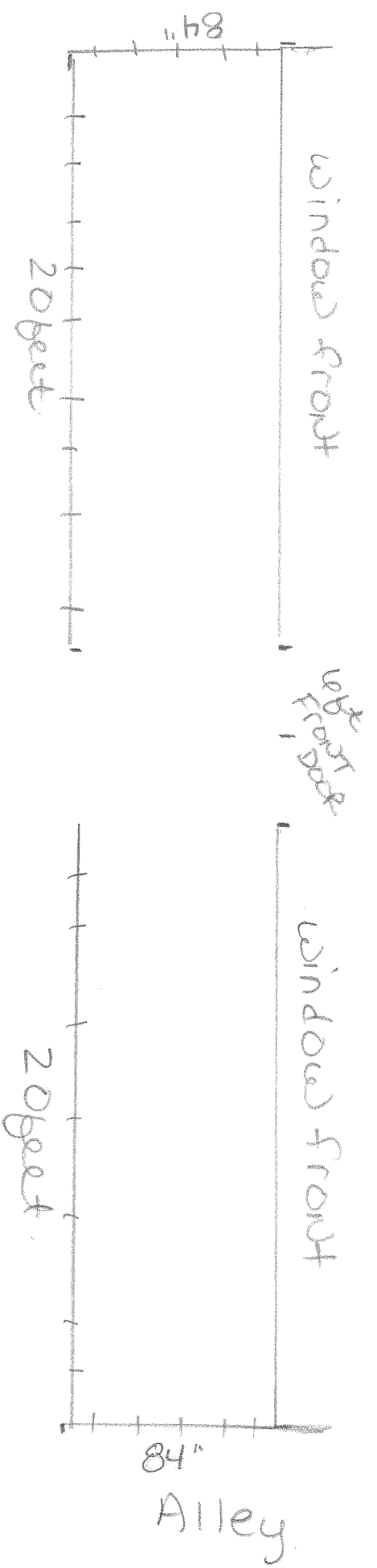
Drawing Number: <b>11-100-0230</b>	Old Part Number: <b>1RMX334F</b>
DR: DJH SH. 1 of 1	SCALE: Do Not Scale
CK: RTM Date 02/19/07	REV: a



1555 N. Mingo  
Tulsa, OK 74116  
1-888-333-3422



Aegis Majestic Ornamental



\* Change from original  
 in that we would like  
 our fence 84" front side  
 front instead of 5'6".

Thank you,

NUVibe

Jenny Anderson  
 Natalie Busch



1/2 cm = 1 foot



