

LTU – WASTEWATER

Project Title	FY2025	FY2026	FY2027	FY2028	FY2029	FY2030	Total
INF - Collection Space Upgrade	\$0	\$750,000	\$0	\$0	\$0	\$0	\$750,000
INF - Decommission NEWRRF Sludge Lagoon	\$100,000	\$0	\$0	\$0	\$0	\$0	\$100,000
INF - Headworks Screening Improvements	\$600,000	\$100,000	\$2,000,000	\$1,500,000	\$1,000,000	\$1,500,000	\$6,700,000
INF - Huntington Gate	\$0	\$750,000	\$0	\$0	\$0	\$0	\$750,000
INF - Lift station improvements	\$0	\$100,000	\$0	\$100,000	\$0	\$100,000	\$300,000
INF - Liquid Waste Receiving Improvements (TSWRRF)	\$0	\$0	\$0	\$2,000,000	\$0	\$0	\$2,000,000
INF - NE Digester Mixing Project	\$1,300,000	\$3,000,000	\$0	\$1,000,000	\$9,300,000	\$0	\$14,600,000
INF - Primary Clarification Improvements	\$500,000	\$500,000	\$500,000	\$500,000	\$500,000	\$500,000	\$3,000,000
INF - Repair 48" Sewer Pioneers to "O" St	\$0	\$1,000,000	\$1,000,000	\$0	\$0	\$0	\$2,000,000
INF - TWRRF Digester and Holding Tank Cleaning and Inspection	\$700,000	\$0	\$0	\$0	\$0	\$0	\$700,000
INF - TWRRF Digester tank coating	\$0	\$100,000	\$0	\$1,000,000	\$1,000,000	\$1,000,000	\$3,100,000
INF - TWWRF - Parking Lot Paving West of Lab	\$0	\$0	\$0	\$1,500,000	\$1,500,000	\$1,500,000	\$4,500,000
INF - WRRF Blower replacements	\$250,000	\$1,000,000	\$1,000,000	\$1,000,000	\$1,000,000	\$1,000,000	\$5,250,000
INF - WRRF Infrastructure and Building Improvements	\$600,000	\$600,000	\$600,000	\$600,000	\$600,000	\$600,000	\$3,600,000
INF - WRRF Metering Improvements	\$0	\$0	\$0	\$700,000	\$700,000	\$700,000	\$2,100,000
INF - WRRF Site and Cyber Security Upgrades	\$0	\$75,000	\$75,000	\$75,000	\$75,000	\$75,000	\$375,000
INF - WRRF Standard Operating Program	\$100,000	\$15,000	\$15,000	\$15,000	\$15,000	\$15,000	\$175,000
INF - WW Chemical Tanks and Piping Replacement	\$500,000	\$0	\$0	\$0	\$0	\$0	\$500,000
INF - WW Share of Water Meter Replacement	\$756,000	\$779,000	\$803,000	\$828,000	\$853,000	\$879,000	\$4,898,000
Infrastructure and Systems Improvements (INF)	\$2,920,000	\$2,670,000	\$3,920,000	\$4,000,000	\$4,000,000	\$4,000,000	\$21,510,000
New Growth (NG)	\$2,525,000	\$2,525,000	\$2,525,000	\$2,525,000	\$2,750,000	\$2,750,000	\$15,600,000
NG - C13 Sewer Line or Mods	\$0	\$0	\$0	\$250,000	\$750,000	\$0	\$1,000,000
NG - Calvert and 1st Trunk Line	\$0	\$0	\$0	\$0	\$1,000,000	\$0	\$1,000,000
NG - Facilities Plan Update	\$0	\$0	\$350,000	\$0	\$0	\$0	\$350,000
NG - Haines Branch Study	\$0	\$250,000	\$0	\$0	\$0	\$0	\$250,000
NG - Lines Parallel to Beltway at S. 27th	\$0	\$0	\$500,000	\$3,000,000	\$3,000,000	\$0	\$6,500,000
NG - N. 70th, Arbor to McKelvie	\$3,000,000	\$0	\$0	\$0	\$0	\$0	\$3,000,000
NG - NE Improvements	\$0	\$0	\$0	\$250,000	\$1,000,000	\$1,000,000	\$2,250,000
NG - NE Trunk Extension to West	\$0	\$0	\$0	\$0	\$0	\$300,000	\$300,000
NG - Oak Creek Sanitary Trunk Sewer	\$0	\$2,500,000	\$3,750,000	\$0	\$0	\$2,000,000	\$8,250,000
NG - Phosphorus Removal	\$0	\$0	\$0	\$0	\$0	\$250,000	\$250,000
NG - Salt Creek Sanitary Trunk Sewer Rokeby to S. of Beltway	\$2,000,000	\$0	\$2,750,000	\$3,000,000	\$0	\$500,000	\$8,250,000
NG - South Municipal Services Center	\$375,000	\$0	\$0	\$0	\$0	\$0	\$375,000
NG - Stevens Creek - 84th and Fletcher to NE 30'	\$0	\$0	\$0	\$0	\$250,000	\$3,000,000	\$3,250,000
NG - Stevens Creek Sanitary Trunk Sewer phase 6	\$0	\$0	\$0	\$0	\$500,000	\$0	\$500,000
NG - Stevens Creek trunk to N 112th and O St.	\$0	\$0	\$0	\$1,000,000	\$0	\$0	\$1,000,000
NG - SW Cardwell Trunk Extension	\$0	\$0	\$0	\$0	\$0	\$500,000	\$500,000
NG - TSWRRF Growth Capacity Improvements	\$7,000,000	\$20,000,000	\$10,000,000	\$0	\$0	\$0	\$37,000,000
NG - Upper SE Trunk - 48th and Rokeby East to High School Site	\$250,000	\$2,000,000	\$0	\$0	\$3,000,000	\$0	\$5,250,000
NG - WRRF Regulatory and Compliance Program	\$100,000	\$0	\$1,000,000	\$2,000,000	\$2,000,000	\$0	\$5,100,000
NG - WW Share of New Water Meters	\$217,000	\$223,000	\$230,000	\$237,000	\$245,000	\$253,000	\$1,405,000
Total:	\$23,793,000	\$38,937,000	\$31,018,000	\$27,080,000	\$35,038,000	\$22,422,000	\$178,288,000

Funding Source	FY2025	FY2026	FY2027	FY2028	FY2029	FY2030	Total
Impact Fees	\$7,000,000	\$1,000,000	\$1,000,000	\$1,000,000	\$1,000,000	\$1,000,000	\$12,000,000
Other Financing	\$3,000,000	\$0	\$0	\$0	\$0	\$0	\$3,000,000
Utility Revenues	\$13,793,000	\$37,937,000	\$30,018,000	\$26,080,000	\$34,038,000	\$21,422,000	\$163,288,000
Total:	\$23,793,000	\$38,937,000	\$31,018,000	\$27,080,000	\$35,038,000	\$22,422,000	\$178,288,000

INF - Collection Space Upgrade

Overview

Request Owner	Wastewater CIP, Wastewater
Department	0712-Wastewater Division
Type	Capital Improvement

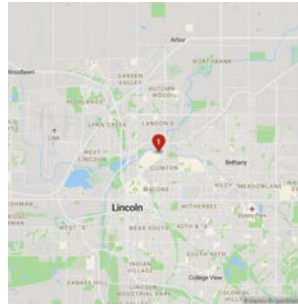
Description

The collection system office, lunch, shop and restroom space is approximately 40 years old and needs rehabilitation. This project is part of Wastewater – Infrastructure/System Improvements (INF). This project can be funded by utility revenues, which may include revenue bond proceeds.

Details

Status	Ongoing
Budget Outcome	Safe and Healthy City
Recommendation	Generally Conforms to the Plan

Location



Funding Sources Breakdown

Funding Sources	FY2025	FY2026	FY2027	FY2028	FY2029	FY2030	Total
Utility Revenues	\$0	\$750,000	\$0	\$0	\$0	\$0	\$750,000
Total	\$0	\$750,000	\$0	\$0	\$0	\$0	\$750,000

INF - Decommission NEWRRF Sludge Lagoon

Overview

Request Owner	Wastewater CIP, Wastewater
Department	0712-Wastewater Division
Type	Capital Improvement

Description

Decommission the sludge lagoon after the dewatering project is completed, as the lagoon will no longer be necessary, but planned for temporary holding area for WRRFs dewatered biosolids. Meets needs as outlined in the City's Comprehensive Plan as a result of community growth, changing water quality standards and regulatory requirements. This project is part of Wastewater – New Growth (NG). This project can be funded by utility revenues, which may include revenue bond proceeds.

Details

Status	Ongoing
Budget Outcome	Safe and Healthy City, Strong and Resilient City, Vibrant City Economy and Quality of Life
Recommendation	Generally Conforms to the Plan

Location



Funding Sources Breakdown

Funding Sources	FY2025	FY2026	FY2027	FY2028	FY2029	FY2030	Total
Utility Revenues	\$100,000	\$0	\$0	\$0	\$0	\$0	\$100,000
Total	\$100,000	\$0	\$0	\$0	\$0	\$0	\$100,000

INF - Headworks Screening Improvements

Overview

Request Owner	Wastewater CIP, Wastewater
Department	0712-Wastewater Division
Type	Capital Improvement

Description

Provides funds for headworks raw wastewater screening improvements at the WRRF's to include replacement. This equipment operates in an aggressive environment and is reaching the end of useful life. This project is part of Wastewater – Infrastructure/System Improvements (INF), This project can be funded by utility revenues, which may include revenue bond proceeds.

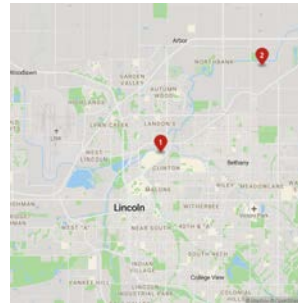
Project examples are:

- Grit Classifier- \$600K (FY24-25)
- B2 Bypass gate and Barscreen replacement- \$100K (FY25-26)
- B2 Bypass gate and Barscreen replacement- \$2.2M (FY26-27)
- B2 Barscreen replacement cont. \$1.5M (FY27-28)

Details

Status	Ongoing
Budget Outcome	Innovative and Operationally Excellent City, Safe and Healthy City, Strong and Resilient City, Vibrant City Economy and Quality of Life
Recommendation	Generally Conforms to the Plan

Location



Funding Sources Breakdown

Funding Sources	FY2025	FY2026	FY2027	FY2028	FY2029	FY2030	Total
Utility Revenues	\$600,000	\$100,000	\$2,000,000	\$1,500,000	\$1,000,000	\$1,500,000	\$6,700,000
Total	\$600,000	\$100,000	\$2,000,000	\$1,500,000	\$1,000,000	\$1,500,000	\$6,700,000

INF - Huntington Gate

Overview

Request Owner	Wastewater CIP, Wastewater
Department	0712-Wastewater Division
Type	Capital Improvement

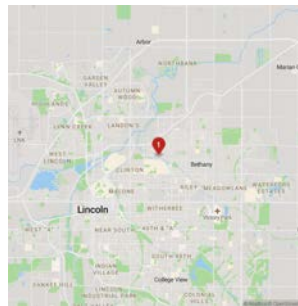
Description

Repair existing Huntington diversion gate that has corroded in the hazardous environment. This gate aids in diversion of 1.5 million gallons of flow as needed between the two facilities.. Project is part of Wastewater - Infrastructure/System Improvements (INF). Project can be funded by utility revenues, which may include revenue bond proceeds.

Details

Status	Ongoing
Budget Outcome	Innovative and Operationally Excellent City, Safe and Healthy City, Strong and Resilient City, Vibrant City Economy and Quality of Life
Recommendation	Generally Conforms to the Plan

Location



Funding Sources Breakdown

Funding Sources	FY2025	FY2026	FY2027	FY2028	FY2029	FY2030	Total
Utility Revenues	\$0	\$750,000	\$0	\$0	\$0	\$0	\$750,000
Total	\$0	\$750,000	\$0	\$0	\$0	\$0	\$750,000

INF - Lift station improvements

Overview

Request Owner	Wastewater CIP, Wastewater
Department	0712-Wastewater Division
Type	Capital Improvement

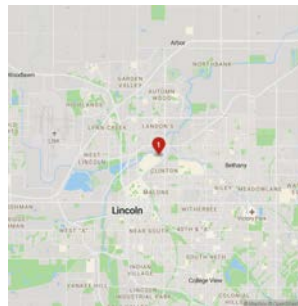
Description

Ongoing Lift station improvements to provide funds for improvements to the liftstations. Existing equipment has reached the end of useful and efficient life. This project is part of Wastewater – Infrastructure/System Improvements (INF). This project can be funded by utility revenues, which may include revenue bond proceeds.

Details

Status	Ongoing
Budget Outcome	Innovative and Operationally Excellent City, Safe and Healthy City, Strong and Resilient City, Vibrant City Economy and Quality of Life
Recommendation	Generally Conforms to the Plan

Location



Funding Sources Breakdown

Funding Sources	FY2025	FY2026	FY2027	FY2028	FY2029	FY2030	Total
Utility Revenues	\$0	\$100,000	\$0	\$100,000	\$0	\$100,000	\$300,000
Total	\$0	\$100,000	\$0	\$100,000	\$0	\$100,000	\$300,000

INF - Liquid Waste Receiving Improvements (TSWRRF)

Overview

Request Owner	Wastewater CIP, Wastewater
Department	0712-Wastewater Division
Type	Capital Improvement

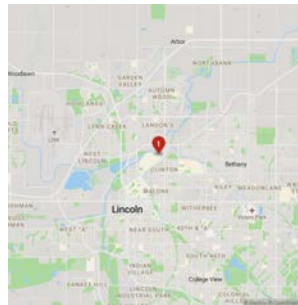
Description

Installation of new storage facilities and equipment to more effectively handle and distribute liquid waste generated by local industries. Newer equipment technology will allow for automating material loading, testing and billing. Project is part of Wastewater - Infrastructure/System Improvements (INF). Project can be funded by utility revenues, which may include revenue bond proceeds.

Details

Status	Ongoing
Budget Outcome	Innovative and Operationally Excellent City, Safe and Healthy City, Strong and Resilient City, Vibrant City Economy and Quality of Life
Recommendation	Generally Conforms to the Plan

Location



Funding Sources Breakdown

Funding Sources	FY2025	FY2026	FY2027	FY2028	FY2029	FY2030	Total
Utility Revenues	\$0	\$0	\$0	\$2,000,000	\$0	\$0	\$2,000,000
Total	\$0	\$0	\$0	\$2,000,000	\$0	\$0	\$2,000,000

INF - NE Digester Mixing Project

Overview

Request Owner	Wastewater CIP, Wastewater
Department	0712-Wastewater Division
Type	Capital Improvement

Description

Improvement needed to replace and repair NEWRRF digesters mixing, interior coating and leaks and biogas components. To provide funds for improvements as a result of community growth, changing water quality standards and regulatory requirements. This project is part of Wastewater – Infrastructure/System Improvements (INF), This project can be funded by utility revenues, which may include revenue bond proceeds.

Details

Status	Ongoing
Budget Outcome	Innovative and Operationally Excellent City, Strong and Resilient City, Vibrant City Economy and Quality of Life
Recommendation	Generally Conforms to the Plan

Location



Funding Sources Breakdown

Funding Sources	FY2025	FY2026	FY2027	FY2028	FY2029	FY2030	Total
Utility Revenues	\$1,300,000	\$3,000,000	\$0	\$1,000,000	\$9,300,000	\$0	\$14,600,000
Total	\$1,300,000	\$3,000,000	\$0	\$1,000,000	\$9,300,000	\$0	\$14,600,000

INF - Primary Clarification Improvements

Overview

Request Owner	Wastewater CIP, Wastewater
Department	0712-Wastewater Division
Type	Capital Improvement

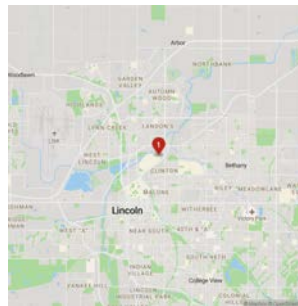
Description

Funds to replace primary clarifier under-structure assemblies. Professional inspection and condition assessment indicate a remaining useful life of approximately 3-5 years. This project is part of Wastewater – Infrastructure/System Improvements (INF). This project can be funded by utility revenues, which may include revenue bond proceeds.

Details

Status	Ongoing
Budget Outcome	Innovative and Operationally Excellent City, Strong and Resilient City, Vibrant City Economy and Quality of Life
Recommendation	Generally Conforms to the Plan

Location



Funding Sources Breakdown

Funding Sources	FY2025	FY2026	FY2027	FY2028	FY2029	FY2030	Total
Utility Revenues	\$500,000	\$500,000	\$500,000	\$500,000	\$500,000	\$500,000	\$3,000,000
Total	\$500,000	\$500,000	\$500,000	\$500,000	\$500,000	\$500,000	\$3,000,000

INF - Repair 48" Sewer Pioneers to "O" St

Overview

Request Owner	Wastewater CIP, Wastewater
Department	0712-Wastewater Division
Type	Capital Improvement

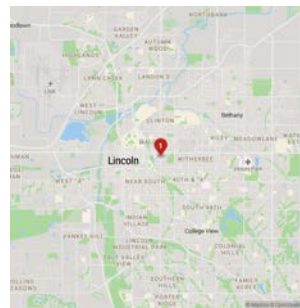
Description

Repair 48" Smooth Flow Sewer Pipe from Pioneers Blvd. to O Street This pipe is corrugated steel with an asphalt lining. After 30 years of use this lining is starting to deteriorate and fall off of the steel pipe causing sewer back-ups and corrosion and failure of the steel carrier pipe. This pipe will have to be relined or replaced to provide continued service to the Salt Valley Basin. This is a multi-phase project. This project is part of Wastewater – Infrastructure/System Improvements (INF). This project can be funded by utility revenues, which may include revenue bond proceeds.

Details

Status	Ongoing
Budget Outcome	Safe and Healthy City
Recommendation	Generally Conforms to the Plan

Location



Funding Sources Breakdown

Funding Sources	FY2025	FY2026	FY2027	FY2028	FY2029	Total
Utility Revenues	\$0	\$1,000,000	\$1,000,000	\$0	\$0	\$2,000,000
Total	\$0	\$1,000,000	\$1,000,000	\$0	\$0	\$2,000,000

INF - TWRRF Digester and Holding Tank Cleaning and Inspection

Overview

Request Owner	Wastewater CIP, Wastewater
Department	0712-Wastewater Division
Type	Capital Improvement

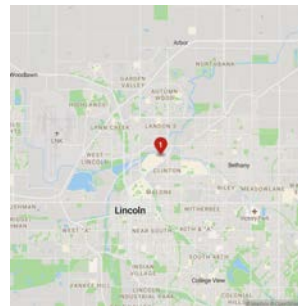
Description

Drain and inspect the three (3) anaerobic digesters and make needed repairs identified. Routine draining and inspections are needed to keep system operating per EPA (503 Biosolids regs). Project is part of Wastewater - Infrastructure/System Improvements (INF). Project can be funded by utility revenues, which may include revenue bond proceeds.

Details

Status	Ongoing
Budget Outcome	Innovative and Operationally Excellent City, Strong and Resilient City, Vibrant City Economy and Quality of Life
Recommendation	Generally Conforms to the Plan

Location



Funding Sources Breakdown

Funding Sources	FY2025	FY2026	FY2027	FY2028	FY2029	FY2030	Total
Utility Revenues	\$700,000	\$0	\$0	\$0	\$0	\$0	\$700,000
Total	\$700,000	\$0	\$0	\$0	\$0	\$0	\$700,000

INF - TWRRF Digester tank coating

Overview

Request Owner	Wastewater CIP, Wastewater
Department	0712-Wastewater Division
Type	Capital Improvement

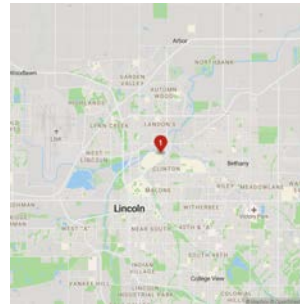
Description

Remove, replace the failed insulation, and paint the digesters and holding tank. Project is part of Wastewater - Infrastructure/System Improvements (INF). Project can be funded by utility revenues, which may include revenue bond proceeds.

Details

Status	Ongoing
Budget Outcome	Innovative and Operationally Excellent City, Strong and Resilient City, Vibrant City Economy and Quality of Life
Recommendation	Generally Conforms to the Plan

Location



Funding Sources Breakdown

Funding Sources	FY2025	FY2026	FY2027	FY2028	FY2029	FY2030	Total
Utility Revenues	\$0	\$100,000	\$0	\$1,000,000	\$1,000,000	\$1,000,000	\$3,100,000
Total	\$0	\$100,000	\$0	\$1,000,000	\$1,000,000	\$1,000,000	\$3,100,000

INF - TWWRF - Parking Lot Paving West of Lab

Overview

Request Owner	Wastewater CIP, Wastewater
Department	0712-Wastewater Division
Type	Capital Improvement

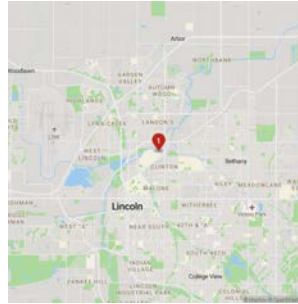
Description

Upgrade the parking lot west of the lab building that has deteriorated beyond repair .Project is part of Wastewater - Infrastructure/System Improvements (INF). Project can be funded by utility revenues, which may include revenue bond proceeds.

Details

Status	Ongoing
Budget Outcome	Safe and Healthy City, Strong and Resilient City
Recommendation	Generally Conforms to the Plan

Location



Funding Sources Breakdown

Funding Sources	FY2025	FY2026	FY2027	FY2028	FY2029	FY2030	Total
Utility Revenues	\$0	\$0	\$0	\$1,500,000	\$1,500,000	\$1,500,000	\$4,500,000
Total	\$0	\$0	\$0	\$1,500,000	\$1,500,000	\$1,500,000	\$4,500,000

INF - WRRF Blower replacements

Overview

Request Owner	Wastewater CIP, Wastewater
Department	0712-Wastewater Division
Type	Capital Improvement

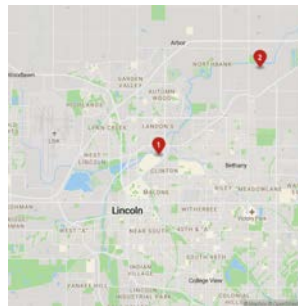
Description

An ongoing blower replacement program to replace blowers that reached their end of useful life that provides compliance with our NPDES. Project is part of Wastewater - Infrastructure/System Improvements (INF). Project can be funded by utility revenues, which may include revenue bond proceeds.

Details

Status	Ongoing
Budget Outcome	Innovative and Operationally Excellent City, Safe and Healthy City, Strong and Resilient City, Vibrant City Economy and Quality of Life
Recommendation	Generally Conforms to the Plan

Location



Funding Sources Breakdown

Funding Sources	FY2025	FY2026	FY2027	FY2028	FY2029	FY2030	Total
Utility Revenues	\$250,000	\$1,000,000	\$1,000,000	\$1,000,000	\$1,000,000	\$1,000,000	\$5,250,000
Total	\$250,000	\$1,000,000	\$1,000,000	\$1,000,000	\$1,000,000	\$1,000,000	\$5,250,000

INF - WRRF Infrastructure and Building Improvements

Overview

Request Owner	Wastewater CIP, Wastewater
Department	0712-Wastewater Division
Type	Capital Improvement

Description

This consists of many ongoing projects due to life cycle, and failure that range from roof, electrical motor control, concrete sidewalks, and drive replacements at both WRRFs. Project is part of Wastewater - Infrastructure/System Improvements (INF). Project can be funded by utility revenues, which may include revenue bond proceeds.

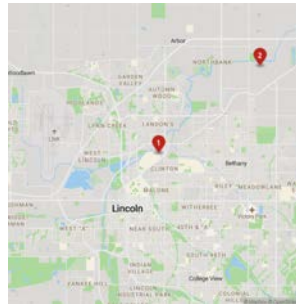
Project examples are:

- o A9 roof, A35 MAU, A18- paint walls, B5 heating unit, A14 basin fencing- \$600k (FY24-25)
- o B2 rooftop hot water heating unit, B2 HVU inside- \$600K (FY25-26)
- o A5 HVU- \$600K (FY26-27)

Details

Status	Ongoing
Budget Outcome	Innovative and Operationally Excellent City, Safe and Healthy City, Strong and Resilient City, Vibrant City Economy and Quality of Life
Recommendation	Generally Conforms to the Plan

Location



Funding Sources Breakdown

Funding Sources	FY2025	FY2026	FY2027	FY2028	FY2029	FY2030	Total
Utility Revenues	\$600,000	\$600,000	\$600,000	\$600,000	\$600,000	\$600,000	\$3,600,000
Total	\$600,000	\$600,000	\$600,000	\$600,000	\$600,000	\$600,000	\$3,600,000

INF - WRRF Metering Improvements

Overview

Request Owner	Wastewater CIP, Wastewater
Department	0712-Wastewater Division
Type	Capital Improvement

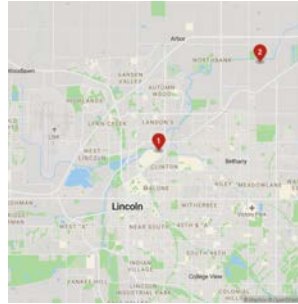
Description

Replace new metering system to measure influent flow as required by EPA. Project is part of Wastewater - Infrastructure/System Improvements (INF). Project can be funded by utility revenues, which may include revenue bond proceeds.

Details

Status	Ongoing
Budget Outcome	Innovative and Operationally Excellent City, Safe and Healthy City, Strong and Resilient City, Vibrant City Economy and Quality of Life
Recommendation	Generally Conforms to the Plan

Location



Funding Sources Breakdown

Funding Sources	FY2025	FY2026	FY2027	FY2028	FY2029	FY2030	Total
Utility Revenues	\$0	\$0	\$0	\$700,000	\$700,000	\$700,000	\$2,100,000
Total	\$0	\$0	\$0	\$700,000	\$700,000	\$700,000	\$2,100,000

INF - WRRF Site and Cyber Security Upgrades

Overview

Request Owner	Wastewater CIP, Wastewater
Department	0712-Wastewater Division
Type	Capital Improvement

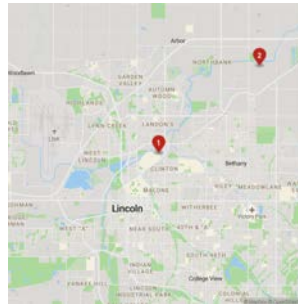
Description

Upgrade site and cyber security at both WRRFs. Project is part of Wastewater - Infrastructure/System Improvements (INF). This project can be funded by utility revenues, which may include revenue bond proceeds.

Details

Status	Ongoing
Budget Outcome	Innovative and Operationally Excellent City, Safe and Healthy City, Strong and Resilient City, Vibrant City Economy and Quality of Life
Recommendation	Generally Conforms to the Plan

Location



Funding Sources Breakdown

Funding Sources	FY2025	FY2026	FY2027	FY2028	FY2029	FY2030	Total
Utility Revenues	\$0	\$75,000	\$75,000	\$75,000	\$75,000	\$75,000	\$375,000
Total	\$0	\$75,000	\$75,000	\$75,000	\$75,000	\$75,000	\$375,000

INF - WRRF Standard Operating Program

Overview

Request Owner	Wastewater CIP, Wastewater
Department	0712-Wastewater Division
Type	Capital Improvement

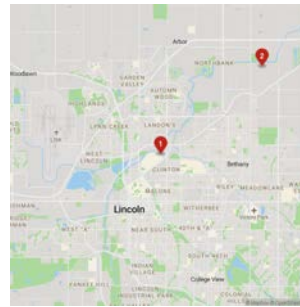
Description

Ongoing task to create consistency and training efforts for staff by creating a Standard Operating Program based upon our SCADA system for current and future staff. This will be updated upon completion of each project that affects WRRF operations. Project is part of Wastewater - Infrastructure/System Improvements (INF). Project can be funded by utility revenues, which may include revenue bond proceeds.

Details

Status	Ongoing
Budget Outcome	Innovative and Operationally Excellent City, Safe and Healthy City, Strong and Resilient City, Vibrant City Economy and Quality of Life
Recommendation	Generally Conforms to the Plan

Location



Funding Sources Breakdown

Funding Sources	FY2025	FY2026	FY2027	FY2028	FY2029	FY2030	Total
Utility Revenues	\$100,000	\$15,000	\$15,000	\$15,000	\$15,000	\$15,000	\$175,000
Total	\$100,000	\$15,000	\$15,000	\$15,000	\$15,000	\$15,000	\$175,000

INF - WW Chemical Tanks and Piping Replacement

Overview

Request Owner	Wastewater CIP, Wastewater
Department	0712-Wastewater Division
Type	Capital Improvement

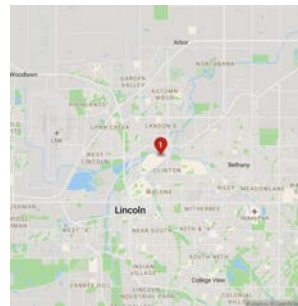
Description

Repair and replacement of existing chemical tanks that are leaking in a corrosion hazardous environment. And beyond their useful life. Project is part of Wastewater - Infrastructure/System Improvements (INF). Project can be funded by utility revenues, which may include revenue bond proceeds.

Details

Status	Ongoing
Budget Outcome	Safe and Healthy City, Strong and Resilient City, Vibrant City Economy and Quality of Life
Recommendation	Generally Conforms to the Plan

Location



Funding Sources Breakdown

Funding Sources	FY2025	FY2026	FY2027	FY2028	FY2029	FY2030	Total
Utility Revenues	\$500,000	\$0	\$0	\$0	\$0	\$0	\$500,000
Total	\$500,000	\$0	\$0	\$0	\$0	\$0	\$500,000

INF - WW Share of Water Meter Replacement

Overview

Request Owner	Wastewater CIP, Wastewater
Department	0712-Wastewater Division
Type	Capital Improvement

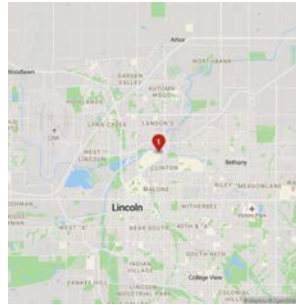
Description

Wastewater share of projects to replace existing water meters that have served their useful life. Water meter replacement is generally based on a battery life estimated to be 18 - 22 years for earlier models installed in the late 1990s. This project is part of Wastewater – Infrastructure/System Improvements (INF). This project can be funded by utility revenues, which may include revenue bond proceeds.

Details

Status	Ongoing
Budget Outcome	Safe and Healthy City
Recommendation	Generally Conforms to the Plan

Location



Funding Sources Breakdown

Funding Sources	FY2025	FY2026	FY2027	FY2028	FY2029	FY2030	Total
Utility Revenues	\$756,000	\$779,000	\$803,000	\$828,000	\$853,000	\$879,000	\$4,898,000
Total	\$756,000	\$779,000	\$803,000	\$828,000	\$853,000	\$879,000	\$4,898,000

Infrastructure and Systems Improvements (INF)

Overview

Request Owner	Wastewater CIP, Wastewater
Department	0712-Wastewater Division
Type	Capital Improvement

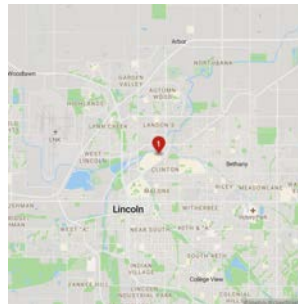
Description

This project is to fund infrastructure projects to maintain or replace existing equipment, utility infrastructure, security upgrades, collection system rehabilitation and building upgrades, such as: Preliminary Engineering Sump Pump Program WW Cost of Street Construction Building & Roadway Improvements - \$75,000 Laboratory HVAC Improvements - \$25,000 Site & Building Security - \$100,000 Process Gate Improvements TSWRRF - \$200,000 SCADA/PLC Upgrades - \$200,000 Return Sludge & Waste Sludge Improvements - \$100,000 A-3 Elevator Improvements - \$150,000 WW Solids Handling Improvements - \$250,000 Solids Thickening Improvements - \$500,000 Entrance Gate Improvements NEWRRF - \$150,000 Lift-Station Equipment & Infrastructure - \$40,000 Selected Replacements - \$500,000 This project can be funded by utility revenues, which may include revenue bond proceeds.

Details

Status	Ongoing
Budget Outcome	Safe and Healthy City
Recommendation	Generally Conforms to the Plan

Location



Funding Sources Breakdown

Funding Sources	FY2025	FY2026	FY2027	FY2028	FY2029	FY2030	Total
Utility Revenues	\$2,920,000	\$2,670,000	\$3,920,000	\$4,000,000	\$4,000,000	\$4,000,000	\$21,510,000
Total	\$2,920,000	\$2,670,000	\$3,920,000	\$4,000,000	\$4,000,000	\$4,000,000	\$21,510,000

New Growth (NG)

Overview

Request Owner	Wastewater CIP, Wastewater
Department	0712-Wastewater Division
Type	Capital Improvement

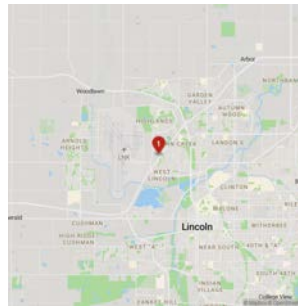
Description

Meets development needs as outlined in the City's Comprehensive Plan. This project is to fund small infrastructure projects to facilitate development or capacity at the water recovery facilities, subsidies to development projects, economic opportunities, and studies. This project can be funded by utility revenues or impact fees, which may include revenue bond proceeds.

Details

Status	Ongoing
Budget Outcome	Safe and Healthy City
Recommendation	Generally Conforms to the Plan

Location



Funding Sources Breakdown

Funding Sources	FY2025	FY2026	FY2027	FY2028	FY2029	FY2030	Total
Impact Fees	\$1,000,000	\$1,000,000	\$1,000,000	\$1,000,000	\$1,000,000	\$1,000,000	\$6,000,000
Utility Revenues	\$1,525,000	\$1,525,000	\$1,525,000	\$1,525,000	\$1,750,000	\$1,750,000	\$9,600,000
Total	\$2,525,000	\$2,525,000	\$2,525,000	\$2,525,000	\$2,750,000	\$2,750,000	\$15,600,000

NG - C13 Sewer Line or Mods

Overview

Request Owner	Wastewater CIP, Wastewater
Department	0712-Wastewater Division
Type	Capital Improvement

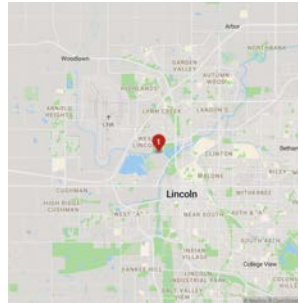
Description

This project will either evaluate to install discharge sewer line from C13 sanitary liftstation or an entire new liftstation and force main. This project is part of Wastewater - New Growth (NG). This project can be funded by utility revenues, which may include revenue bond proceeds.

Details

Status	Ongoing
Budget Outcome	Innovative and Operationally Excellent City, Safe and Healthy City, Strong and Resilient City, Vibrant City Economy and Quality of Life
Recommendation	Generally Conforms to the Plan

Location



Funding Sources Breakdown

Funding Sources	FY2025	FY2026	FY2027	FY2028	FY2029	FY2030	Total
Utility Revenues	\$0	\$0	\$0	\$250,000	\$750,000	\$0	\$1,000,000
Total	\$0	\$0	\$0	\$250,000	\$750,000	\$0	\$1,000,000

NG - Calvert and 1st Trunk Line

Overview

Request Owner	Wastewater CIP, Wastewater
Department	0712-Wastewater Division
Type	Capital Improvement

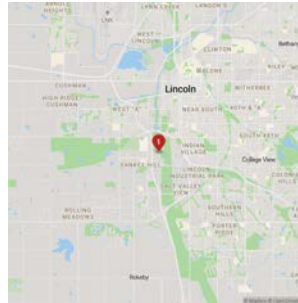
Description

Install a new line or replace existing near Calvert and 1st, to sewer an area that is currently not served. Meets needs as outlined in the City's Comprehensive Plan as a result of community growth, changing water quality standards and regulatory requirements. This project is part of Wastewater – New Growth (NG) This project can be funded by utility revenues, which may include revenue bond proceeds.

Details

Status	Ongoing
Budget Outcome	Safe and Healthy City
Recommendation	In Conformance with the Plan

Location



Funding Sources Breakdown

Funding Sources	FY2025	FY2026	FY2027	FY2028	FY2029	FY2030	Total
Utility Revenues	\$0	\$0	\$0	\$0	\$1,000,000	\$0	\$1,000,000
Total	\$0	\$0	\$0	\$0	\$1,000,000	\$0	\$1,000,000

NG - Facilities Plan Update

Overview

Request Owner	Wastewater CIP, Wastewater
Department	0712-Wastewater Division
Type	Capital Improvement

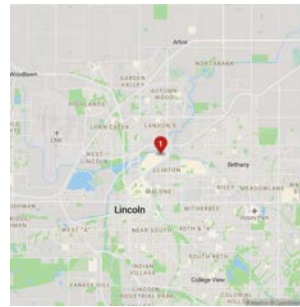
Description

Facilities Plan Update. Provides for updating the Comprehensive Facilities Master Plan for wastewater collection, pumping, and treatment facilities in accordance with the City's comprehensive planning efforts, to accommodate City growth and meet State and Federal regulatory operating requirements. This project is part of Wastewater - New Growth (NG). Project can be funded by utility revenues, which may include revenue bond proceeds.

Details

Status	Ongoing
Budget Outcome	Innovative and Operationally Excellent City, Safe and Healthy City, Strong and Resilient City, Vibrant City Economy and Quality of Life
Recommendation	Generally Conforms to the Plan

Location



Funding Sources Breakdown

Funding Sources	FY2025	FY2026	FY2027	FY2028	FY2029	FY2030	Total
Utility Revenues	\$0	\$0	\$350,000	\$0	\$0	\$0	\$350,000
Total	\$0	\$0	\$350,000	\$0	\$0	\$0	\$350,000

NG - Haines Branch Study

Overview

Request Owner	Wastewater CIP, Wastewater
Department	0712-Wastewater Division
Type	Capital Improvement

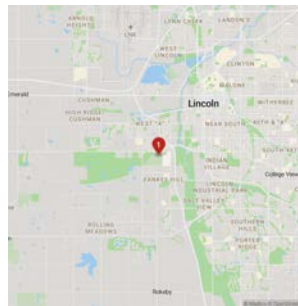
Description

Meets development needs as outlined in the City's Comprehensive Plan. This project studies the route and obstacles to overcome to route a new trunk line from the confluence of Salt Creek and Haines Branch up the Haines watershed. This project is part of Wastewater - New Growth (NG). This project can be funded by utility revenues, which may include revenue bond proceeds.

Details

Status	Ongoing
Budget Outcome	Safe and Healthy City
Recommendation	In Conformance with the Plan

Location



Funding Sources Breakdown

Funding Sources	FY2025	FY2026	FY2027	FY2028	FY2029	FY2030	Total
Utility Revenues	\$0	\$250,000	\$0	\$0	\$0	\$0	\$250,000
Total	\$0	\$250,000	\$0	\$0	\$0	\$0	\$250,000

NG - Lines Parallel to Beltway at S. 27th

Overview

Request Owner	Wastewater CIP, Wastewater
Department	0712-Wastewater Division
Type	Capital Improvement

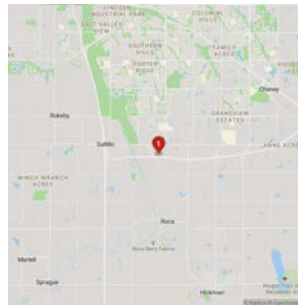
Description

Meets development needs as outlined in the City's Comprehensive Plan. These are sub basin lines that will tie into the salt valley trunk line and run on either side of the beltway to the East. This project is part of Wastewater - New Growth (NG). This project can be funded by utility revenues, which may include revenue bond proceeds. Estimated cost of North lines approximately 10 million.

Details

Status	Ongoing
Budget Outcome	Safe and Healthy City
Recommendation	In Conformance with the Plan

Location



Funding Sources Breakdown

Funding Sources	FY2025	FY2026	FY2027	FY2028	FY2029	FY2030	Total
Utility Revenues	\$0	\$0	\$500,000	\$3,000,000	\$3,000,000	\$0	\$6,500,000
Total	\$0	\$0	\$500,000	\$3,000,000	\$3,000,000	\$0	\$6,500,000

NG - N. 70th, Arbor to McKelvie

Overview

Request Owner	Wastewater CIP, Wastewater
Est. Start Date	01/15/2024
Est. Completion Date	12/31/2025
Department	0712-Wastewater Division
Type	Capital Improvement

Description

Design and construct a sanitary sewer line, along N. 70th from 1000' south of Arbor road to the McKelvie ROW.

Details

Status	New
Budget Outcome	Safe and Healthy City
Recommendation	Generally Conforms to the Plan

Location



Funding Sources Breakdown

Funding Sources	FY2025	FY2026	FY2027	FY2028	FY2029	FY2030	Total
Other Financing	\$3,000,000	\$0	\$0	\$0	\$0	\$0	\$3,000,000
Total	\$3,000,000	\$0	\$0	\$0	\$0	\$0	\$3,000,000

NG - NE Improvements

Overview

Request Owner	Wastewater CIP, Wastewater
Department	0712-Wastewater Division
Type	Capital Improvement

Description

Improvement needed to meet development needs as outlined in the City's Comprehensive Plan, which constructs a pre-nitrification channel to reduce ammonia and nitrifiers ahead of the aeration basins. To provide funds for improvements as a result of community growth, changing water quality standards and regulatory requirements. This project is part of Wastewater - New Growth (NG). This project can be funded by utility revenues, which may include revenue bond proceeds.

Details

Status	Ongoing
Budget Outcome	Innovative and Operationally Excellent City, Safe and Healthy City, Strong and Resilient City, Vibrant City Economy and Quality of Life
Recommendation	Generally Conforms to the Plan

Location



Funding Sources Breakdown

Funding Sources	FY2025	FY2026	FY2027	FY2028	FY2029	FY2030	Total
Utility Revenues	\$0	\$0	\$0	\$250,000	\$1,000,000	\$1,000,000	\$2,250,000
Total	\$0	\$0	\$0	\$250,000	\$1,000,000	\$1,000,000	\$2,250,000

NG - NE Trunk Extension to West

Overview

Request Owner	Wastewater CIP, Wastewater
Department	0712-Wastewater Division
Type	Capital Improvement

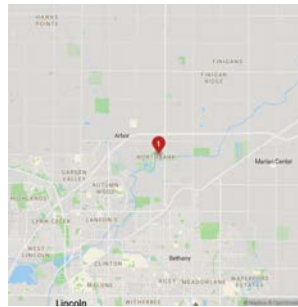
Description

Meets development needs as outlined in the City's Comprehensive Plan. Extending the NE Trunk line from Salt Creek and N 56th (Hwy 77) to the west to N 40th Street. This project is part of Wastewater - New Growth (NG). This project can be funded by utility revenues, which may include revenue bond proceeds.

Details

Status	Ongoing
Budget Outcome	Safe and Healthy City
Recommendation	In Conformance with the Plan

Location



Funding Sources Breakdown

Funding Sources	FY2025	FY2026	FY2027	FY2028	FY2029	FY2030	Total
Utility Revenues	\$0	\$0	\$0	\$0	\$0	\$300,000	\$300,000
Total	\$0	\$0	\$0	\$0	\$0	\$300,000	\$300,000

NG - Oak Creek Sanitary Trunk Sewer

Overview

Request Owner	Wastewater CIP, Wastewater
Department	0712-Wastewater Division
Type	Capital Improvement

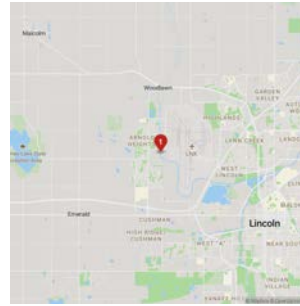
Description

Extension of the sanitary sewer from new construction at runway to NW 41st and Mathis. Provides for future growth capacity and replaces the current deteriorating and undersized trunk line. Meets development needs as outlined in the City's Comprehensive Plan. This project is part of Wastewater - New Growth (NG). This project can be funded by utility revenues, which may include revenue bond proceeds.

Details

Status	Ongoing
Budget Outcome	Safe and Healthy City
Recommendation	In Conformance with the Plan

Location



Funding Sources Breakdown

Funding Sources	FY2025	FY2026	FY2027	FY2028	FY2029	FY2030	Total
Utility Revenues	\$0	\$2,500,000	\$3,750,000	\$0	\$0	\$2,000,000	\$8,250,000
Total	\$0	\$2,500,000	\$3,750,000	\$0	\$0	\$2,000,000	\$8,250,000

NG - Phosphorus Removal

Overview

Request Owner	Wastewater CIP, Wastewater
Department	0712-Wastewater Division
Type	Capital Improvement

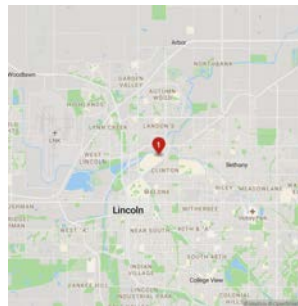
Description

Phosphorus and Nutrient removal as required by future EPA/NDEE permits that are forthcoming To provide funds for improvements as a result of community growth, changing water quality standards and regulatory requirements. This project is part of Wastewater - New Growth (NG). This project can be funded by utility revenues, which may include revenue bond proceeds.

Details

Status	Ongoing
Budget Outcome	Innovative and Operationally Excellent City, Safe and Healthy City, Strong and Resilient City, Vibrant City Economy and Quality of Life
Recommendation	Generally Conforms to the Plan

Location



Funding Sources Breakdown

Funding Sources	FY2025	FY2026	FY2027	FY2028	FY2029	FY2030	Total
Utility Revenues	\$0	\$0	\$0	\$0	\$0	\$250,000	\$250,000
Total	\$0	\$0	\$0	\$0	\$0	\$250,000	\$250,000

NG - Salt Creek Sanitary Trunk Sewer Rokeby to S. of Beltway

Overview

Request Owner	Wastewater CIP, Wastewater
Department	0712-Wastewater Division
Type	Capital Improvement

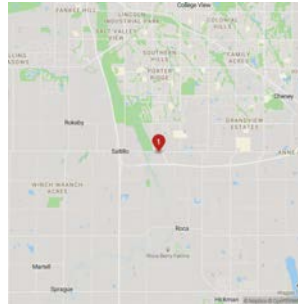
Description

Design of the Salt Valley Trunk Line from S. 27th and Rokeby to S. 27th and Saltillo. Meets development needs as outlined in the City's Comprehensive Plan. This project is part of Wastewater - New Growth (NG). This project can be funded by utility revenues, which may include revenue bond proceeds. Estimated cost of trunk line approximately 10 million.

Details

Status	Ongoing
Budget Outcome	Safe and Healthy City
Recommendation	In Conformance with the Plan

Location



Funding Sources Breakdown

Funding Sources	FY2025	FY2026	FY2027	FY2028	FY2029	FY2030	Total
Utility Revenues	\$2,000,000	\$0	\$2,750,000	\$3,000,000	\$0	\$500,000	\$8,250,000
Total	\$2,000,000	\$0	\$2,750,000	\$3,000,000	\$0	\$500,000	\$8,250,000

NG - South Municipal Services Center

Overview

Request Owner	Wastewater CIP, Wastewater
Department	0712-Wastewater Division
Type	Capital Improvement

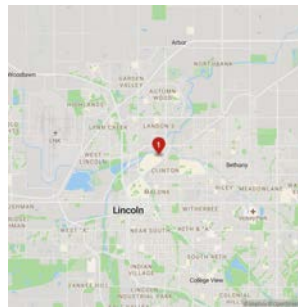
Description

As the City grows, there is a continuing need to locate service and storage facilities to provide timely responses and efficient operations. The City is currently able to effectively deploy services like street maintenance, water main repairs, snow removal, and more from north locations like 949 W. Bond Street near the airport, and 3200 Baldwin Avenue. However, resources are currently deployed to south Lincoln from a location at 3180 South Street that has been in service since 1965. With significant city growth since then, deployment from this location creates significant lag time and increases fuel use. The South MSC project is for the identification and acquisition of land and building of facilities for co-location and consolidation of City services to better serve the entire community. Similar to how the MSC in north Lincoln operates, a South MSC would have Lincoln Transportation and Utilities act as the facilities developer/manager. The development of this project would include other City Departments in an analysis of needs and use. The proposed facility could serve as a replacement for several existing city facilities and/or additional satellite locations for departments including Lincoln Water System (LWS), Lincoln Wastewater (LWW), Transportation - Street Maintenance Operations (SMO), Solid Waste (SW), Lincoln Fire, and Lincoln Parks & Recreation (LPR). Final breakdown of costs to be determined.

Details

Status	Ongoing
Budget Outcome	Safe and Healthy City
Recommendation	Generally Conforms to the Plan

Location



Funding Sources Breakdown

Funding Sources	FY2025	FY2026	FY2027	FY2028	FY2029	FY2030	Total
Utility Revenues	\$375,000	\$0	\$0	\$0	\$0	\$0	\$375,000
Total	\$375,000	\$0	\$0	\$0	\$0	\$0	\$375,000

NG - Stevens Creek - 84th and Fletcher to NE 30"

Overview

Request Owner	Wastewater CIP, Wastewater
Department	0712-Wastewater Division
Type	Capital Improvement

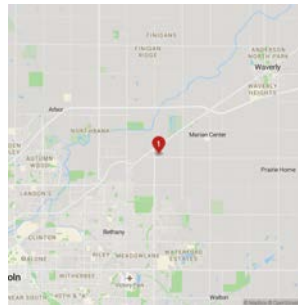
Description

Extend new trunk line from 84th & Fletcher, NE to 112th & Cornhusker Hwy. Meets development needs as outlined in the City's Comprehensive Plan. This project is part of Wastewater - New Growth (NG). This project can be funded by utility revenues, which may include revenue bond proceeds.

Details

Status	Ongoing
Budget Outcome	Safe and Healthy City
Recommendation	In Conformance with the Plan

Location



Funding Sources Breakdown

Funding Sources	FY2025	FY2026	FY2027	FY2028	FY2029	FY2030	Total
Utility Revenues	\$0	\$0	\$0	\$0	\$250,000	\$3,000,000	\$3,250,000
Total	\$0	\$0	\$0	\$0	\$250,000	\$3,000,000	\$3,250,000

NG - Stevens Creek Sanitary Trunk Sewer phase 6

Overview

Request Owner	Wastewater CIP, Wastewater
Department	0712-Wastewater Division
Type	Capital Improvement

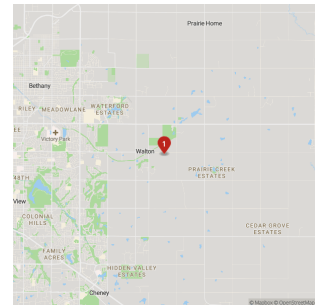
Description

Extension of the Stevens Creek Trunk line from 120th and A St, farther South on Stevens Creek. Meets development needs as outlined in the City's Comprehensive Plan. This project is part of Wastewater - New Growth (NG). This project can be funded by utility revenues, which may include revenue bond proceeds.

Details

Status	Ongoing
Budget Outcome	Safe and Healthy City
Recommendation	In Conformance with the Plan

Location



Funding Sources Breakdown

Funding Sources	FY2025	FY2026	FY2027	FY2028	FY2029	FY2030	Total
Utility Revenues	\$0	\$0	\$0	\$0	\$500,000	\$0	\$500,000
Total	\$0	\$0	\$0	\$0	\$500,000	\$0	\$500,000

NG - Stevens Creek trunk to N 112th and O St.

Overview

Request Owner	Wastewater CIP, Wastewater
Department	0712-Wastewater Division
Type	Capital Improvement

Description

Extend subbasin line from Stevens Creek trunk to N 112 & O. Meets development needs as outlined in the City's Comprehensive Plan. This project is part of Wastewater - New Growth (NG). This project can be funded by utility revenues, which may include revenue bond proceeds.

Details

Status	Ongoing
Budget Outcome	Safe and Healthy City
Recommendation	In Conformance with the Plan

Location



Funding Sources Breakdown

Funding Sources	FY2025	FY2026	FY2027	FY2028	FY2029	FY2030	Total
Utility Revenues	\$0	\$0	\$0	\$1,000,000	\$0	\$0	\$1,000,000
Total	\$0	\$0	\$0	\$1,000,000	\$0	\$0	\$1,000,000

NG - SW Cardwell Trunk Extension

Overview

Request Owner	Wastewater CIP, Wastewater
Department	0712-Wastewater Division
Type	Capital Improvement

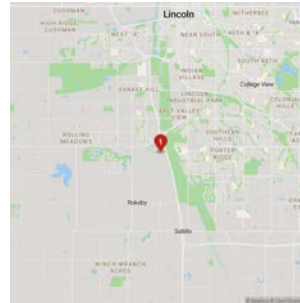
Description

Meets development needs as outlined in the City's Comprehensive Plan. This project is part of Wastewater - New Growth (NG). This project can be funded by utility revenues, which may include revenue bond proceeds.

Details

Status	Ongoing
Budget Outcome	Safe and Healthy City
Recommendation	In Conformance with the Plan

Location



Funding Sources Breakdown

Funding Sources	FY2025	FY2026	FY2027	FY2028	FY2029	FY2030	Total
Utility Revenues	\$0	\$0	\$0	\$0	\$0	\$500,000	\$500,000
Total	\$0	\$0	\$0	\$0	\$0	\$500,000	\$500,000

NG - TSWRRF Growth Capacity Improvements

Overview

Request Owner	Wastewater CIP, Wastewater
Department	0712-Wastewater Division
Type	Capital Improvement

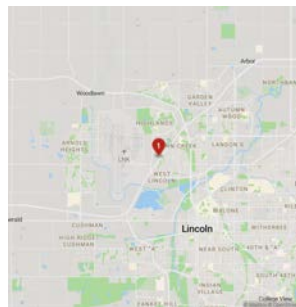
Description

Expansion of the Theresa Street Facility to meet development needs as outlined in the City's Comprehensive Plan. To provide funds for improvements as a result of community growth, changing water quality standards and regulatory requirements. This project includes two new aeration basins, two new final clarifiers, a new non-potable water system building, a new primary power substation, and new RAS pump(s) will be constructed in the project, which increases the capacity from 27 MGD to 45 MGD beyond year 2050. This project is part of Wastewater - New Growth (NG). This project can be funded by utility revenues, which may include revenue bond proceeds.

Details

Status	Ongoing
Budget Outcome	Innovative and Operationally Excellent City, Safe and Healthy City, Strong and Resilient City, Vibrant City Economy and Quality of Life
Recommendation	In Conformance with the Plan

Location



Funding Sources Breakdown

Funding Sources	FY2025	FY2026	FY2027	FY2028	FY2029	FY2030	Total
Impact Fees	\$6,000,000	\$0	\$0	\$0	\$0	\$0	\$6,000,000
Utility Revenues	\$1,000,000	\$20,000,000	\$10,000,000	\$0	\$0	\$0	\$31,000,000
Total	\$7,000,000	\$20,000,000	\$10,000,000	\$0	\$0	\$0	\$37,000,000

NG - Upper SE Trunk - 48th and Rokeby East to High School Site

Overview

Request Owner	Wastewater CIP, Wastewater
Department	0712-Wastewater Division
Type	Capital Improvement

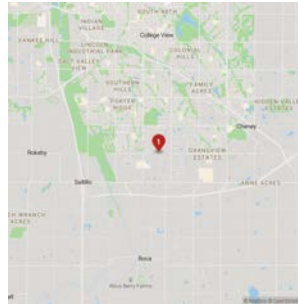
Description

Extend subbasin line from 48th & Rokeby, east to S. 56th. Meets development needs as outlined in the City's Comprehensive Plan. This project is part of Wastewater - New Growth (NG). This project can be funded by utility revenues, which may include revenue bond proceeds.

Details

Status	Ongoing
Budget Outcome	Safe and Healthy City
Recommendation	In Conformance with the Plan

Location



Funding Sources Breakdown

Funding Sources	FY2025	FY2026	FY2027	FY2028	FY2029	FY2030	Total
Utility Revenues	\$250,000	\$2,000,000	\$0	\$0	\$3,000,000	\$0	\$5,250,000
Total	\$250,000	\$2,000,000	\$0	\$0	\$3,000,000	\$0	\$5,250,000

NG - WRRF Regulatory and Compliance Program

Overview

Request Owner	Wastewater CIP, Wastewater
Department	0712-Wastewater Division
Type	Capital Improvement

Description

These projects include but are not limited to 1- consolidating WRRF plan scans into one document, 2-installation of emergency backup generators for each facility in case of electrical power failure, 3-routine diffuser replacements that are required to help meet current and future NPDES limits, 4-renewal of each 5-year permit cycle for each WRRF. Meets needs as outlined in the City's Comprehensive Plan as a result of community growth, changing water quality standards and regulatory requirements. This project is part of Wastewater – New Growth (NG). This project can be funded by utility revenues, which may include revenue bond proceeds.

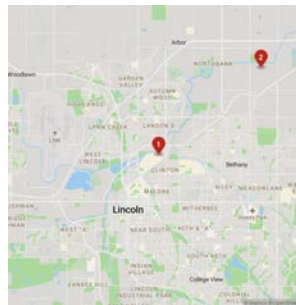
Project examples are:

- Plan consolidation and permit renewal- \$100K (FY24-25)
- Diffuser replacements for both facilities- \$1M (FY 26-27)
- Generator for Theresa Street- \$2M (FY27-28)

Details

Status	Ongoing
Budget Outcome	Innovative and Operationally Excellent City, Safe and Healthy City, Strong and Resilient City, Vibrant City Economy and Quality of Life
Recommendation	Generally Conforms to the Plan

Location



Funding Sources Breakdown

Funding Sources	FY2025	FY2026	FY2027	FY2028	FY2029	FY2030	Total
Utility Revenues	\$100,000	\$0	\$1,000,000	\$2,000,000	\$2,000,000	\$0	\$5,100,000
Total	\$100,000	\$0	\$1,000,000	\$2,000,000	\$2,000,000	\$0	\$5,100,000

NG - WW Share of New Water Meters

Overview

Request Owner	Wastewater CIP, Wastewater
Department	0712-Wastewater Division
Type	Capital Improvement

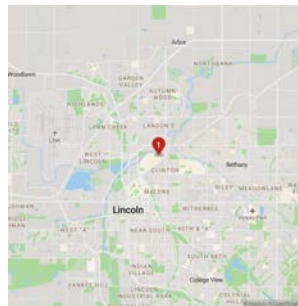
Description

Wastewater share of water meters to serve the growth of the community, in accordance with the Comp Plan. \$0.19-\$0.23 million is projected for new water meters associated with growth and development projects. This project is part of Wastewater - New Growth (NG). This project can be funded by utility revenues, which may include revenue bond proceeds.

Details

Status	Ongoing
Budget Outcome	Safe and Healthy City
Recommendation	Generally Conforms to the Plan

Location



Funding Sources Breakdown

Funding Sources	FY2025	FY2026	FY2027	FY2028	FY2029	FY2030	Total
Utility Revenues	\$217,000	\$223,000	\$230,000	\$237,000	\$245,000	\$253,000	\$1,405,000
Total	\$217,000	\$223,000	\$230,000	\$237,000	\$245,000	\$253,000	\$1,405,000