

ANNUAL REPORT
2011

L EADERSHIP
P ERFORMANCE
D EDICATION

LINCOLN POLICE DEPARTMENT



LINCOLN POLICE DEPARTMENT

POPULATION: 258,379
GOVERNMENT: MAYOR-COUNCIL
MAYOR: CHRIS BEUTLER
LAND AREA: 90 SQUARE MILES
CITY BUDGET: \$146,291,176
ROADWAYS: 2,756 LANE MILES

A NATIONALLY ACCREDITED AGENCY



TABLE OF CONTENTS

| | |
|---------------------------------------|----|
| LETTER FROM THE CHIEF OF POLICE | 4 |
| MISSION, VALUES AND GOALS | 5 |
| YEAR IN REVIEW | 6 |
| EXEMPLARY PROGRAMS..... | 8 |
| AWARD RECIPIENTS | 9 |
| QUALITY SERVICE AUDIT | 12 |
| ORGANIZATIONAL CHART | 13 |
| MANAGEMENT DIVISION | 14 |
| OPERATIONS DIVISION | 15 |
| COMMUNITY POLICE TEAMS..... | 17 |
| CENTER TEAM | 18 |
| NORTHEAST TEAM | 19 |
| NORTHWEST TEAM | 20 |
| SOUTHEAST TEAM | 21 |
| SOUTHWEST TEAM | 22 |
| CANINE UNIT | 23 |
| TRAFFIC ENFORCEMENT UNIT | 24 |
| SPECIALTY FUNCTIONS | 25 |
| SUPPORT DIVISION | 26 |
| CRIMINAL INVESTIGATIONS TEAM | 29 |
| POLICE DEPARTMENT BUDGET | 31 |
| SALARY SCHEDULE..... | 33 |
| DASHBOARD INDICATORS | 34 |
| CALLS FOR SERVICE | 36 |
| CRIME STATISTICS | 39 |
| PART 1 INDEX CRIMES, 2002-2011 | 40 |
| TRAFFIC CITATIONS | 41 |
| CRIMINAL ARRESTS AND CITATIONS | 44 |
| TRAFFIC ACCIDENT SUMMARY | 45 |
| UNIT STATISTICS | 46 |
| DEPARTMENT PERSONNEL | 52 |
| RETIREMENTS | 57 |



LETTER FROM THE CHIEF

Mayor Beutler,
City Council members,
Citizens of Lincoln

On behalf of the 413 employees of the Lincoln Police Department, I am pleased to present the 2011 Annual Report. I want to thank each and every member of the Lincoln Police Department and the citizens of Lincoln for working cooperatively to achieve our successes in 2011. I believe the report accurately reflects how the Department is organized to protect and serve our citizens and moreover, shows an incredible work ethic and commitment to maintaining a safe place to live, learn, work and play. Our 2011 Annual Report highlights our efforts and measures our degree of success in achieving the department's major goals to:

- Maintain a low crime rate;
- Ensure timely and effective incident management;
- Promote traffic safety;
- Provide for safe and clean neighborhoods to create desirable places to live;
- Reduce neighborhood disorder: Provide services that abate nuisances, solve issues, resolve conflict, and support the quality of life.

As you peruse the pages of the report you will see the results of our efforts to meet these goals. Despite difficult financial times, we continue to provide citizens with the best possible delivery of service through hard work, dedication and efficient management of our resources. I am immensely proud of our dedicated police officers and civilian staff who genuinely care a great deal about their community and provide the best services possible.

The department also continues to make great strides in leveraging technology in order to improve our efficiency and effectiveness. With funding from the National Institute of Justice, the department joined together with the University of Nebraska's Public Policy Center and the Department of Computer Science and Engineering to develop location-based services technology for policing. The use of this technology allows officers to work smarter by pushing real-time information to them in the field. The development of this technology brings with it tremendous possibilities as to how we will provide services to the citizens of Lincoln in the future.

Thank you again for your commitment to make Lincoln one of the safest cities in the country. The department will continue to explore, research and implement new and innovative ideas that will assist us in providing a safe and secure community for our citizens. We look forward to a continued collaborative relationship.



James Peschong
Chief of Police



MISSION, VALUES & GOALS

MISSION STATEMENT

"We, the members of the Lincoln Police Department, working with all people, are committed to providing quality police services that promote a safe and secure community."

ORGANIZATIONAL VALUES

We are committed to...

preserving life, and enhancing the quality of life.

an environment that encourages problem solving, by both ourselves and the community.

being responsible for our actions and taking ownership of our work.

our community, our profession, and to each other.

educating ourselves and our community about the causes, resolution and prevention of crime and disorder.

human dignity and the worth of all individuals.

GOAL STATEMENT

- Ensure that all persons may pursue their lawful activities without fear or impediment by maintaining public order.
- Reduce the impact of crime, fear of crime, and public disorder on the daily lives of Lincoln residents through patrol, crime prevention, criminal investigation, and law enforcement.
- Respond to calls for service and other public needs promptly in order to provide services which resolve problems and protect persons and property.
- Manage the fiscal, capital, information, and personnel resources of the department with efficiency and care.
- Develop and maintain open relationships and communications with other agencies, organizations, and the public at large.
- Protect safe and orderly transportation through traffic direction, law enforcement, and accident investigation.
- Recruit and retain the best possible employees, reflecting the diversity of our population.
- Provide employees with opportunities for meaningful work, challenging goals and growth throughout their career.

THE YEAR IN REVIEW



JANUARY

- Officer Vicki Bourg was laid to rest after a battle with cancer that she faced with humor, dignity and grace.

FEBRUARY

- Two separate officers performed life saving measures with less than 48 hours between the incidents. Officer Parker quickly cut an extension cord as a man tried to hang himself from a stairway railing. Then, Officer Wolf successfully negotiated a man away from the ledge on the top floor of a parking garage.

MARCH

- Lincoln's only bank robbery of the year occurred at Pinnacle Bank near Airpark. The lone suspect has not yet been identified.

APRIL

- Several Lincoln restaurants reported the unusual theft of over 4,000 pounds of used cooking grease. A man and woman from Missouri were arrested one month later after returning to steal even more.

MAY

- William Morgan was beaten and robbed in Trago Park. He later died from his injuries. Three teens were arrested for 1st degree Murder.
- LPD participated in Terrex11, a daylong exercise, coordinated by NEMA, in which a gunman attack was simulated UNL's Campus.
- A 12-hour standoff at 4736 Knox Street ended with an armed 51-year-old man taking his own life.

JUNE

- Mayor Beutler announced a new structure for the City's public safety services and named Chief Tom Casady as the new Public Safety Director with responsibility for the Lincoln Police Department, Lincoln Fire and Rescue and 911 Emergency Communications. Asst. Chief Peschong becomes interim-chief of the department.
- LPD competed against Lincoln Fire & Rescue and the Nebraska Community Blood Bank in a rib-eating contest at Texas Roadhouse to raise money for charity.

THE YEAR *IN REVIEW*



JULY

- Dwayne Greer was found with multiple gunshot wounds following a disturbance at a party in SE Lincoln. Three men were arrested for their involvement in his death.

AUGUST

- LPS employee Sharon Brewster was arrested for 1st degree Arson following an in-depth investigation into the May 30th fire at the Lincoln Public Schools' District Office. The fire caused an estimated \$20 million in damage.
- Detectives investigated a murder-suicide in Northeast Lincoln that left a 47-year-old woman and 57-year-old man dead.

SEPTEMBER

- Two men were found outside a SW Lincoln home with multiple stab wounds. Peter Hardy was later pronounced deceased. Angelo Pedrosa was arrested the following day for 1st degree Assault.

OCTOBER

- Occupy Lincoln protesters set up camp sites on Centennial Mall to voice concerns of social and economic inequality.

NOVEMBER

- The Lincoln Police Union raised more than \$50,000 at the 21st annual Santa Cop auction.

DECEMBER

- Officers participated in the nationwide "Drive Sober or Get Pulled Over" campaign. Third shift officers made a total of 213 DWI arrests - believed to be the highest number of drunk drivers arrested by LPD in the month of December.

EXEMPLARY PROGRAM

P3i | CRIMEVIEW NEARME

On June 14, 2011, Proactive Police Patrol information P3i was publicly launched as a location-based services application. It was developed and deployed at the Lincoln Police Department in collaboration with the University of Nebraska and with funding from the National Institute of Justice.

During the fall of 2010, the University was awarded a grant to develop and study this technology. Public Safety Director Tom Casady was the co-principal investigator on this project. In the ensuing months, the application went through much iteration, as collaborators at the Department of Computer Science and Engineering continued to enhance and improve P3i. Deployment began on May 4, 2011 with P3i in the hands of 60 Lincoln Police officers, using the application on four different devices: iPhones, iPads, Motorola Xoom tablets, and Droid2 smart phones. Fifteen more were added later when a version of the application was loaded to mobile data computers (Ranasonic Toughbooks) in the cruisers.

P3i works the same way many other location-based services apps. It's a map-based application that displays the "police points of interest" around you, based on your current coordinates. The map moves with you as you walk or drive, and the points simply stream towards you as the map scrolls. If you are using it on a smartphone, when you pull it out of your pocket, it's already centered on your location. The points of interest represent the locations of recent crimes, the addresses of parolees, registered sex offenders, people with arrest warrants and so forth. These data are updated daily. We use very similar data in our internal mapping applications, so the process was already in place to automatically gather and geocode these data from our reporting systems for display in a geographic framework. With P3i, we have moved these data to the street as a location-based service. Just as you might use Google Maps or Bing on a smartphone to search for a restaurant, then click the icon to bring up a photo, a link to its website, and a button to launch Streetview, you can do all the same things in P3i. Rather than the restaurant, though, it's the sex offender who lives in the corner house, or the guy in apartment 201 with an arrest warrant that you might not have known about without this technology.



UNL's Public Policy Center is in the process of conducting research to shed some light on how this technology impacts policing and police officers. In addition, the University of Nebraska's research commercialization program, NUtech Ventures, has helped the UNL developers form a marketing arrangement with the Omega Group, makers of CrimeView, a popular suite of GIS and crime analysis software products for law enforcement. In early 2012, the Omega Group rebranded P3i as CrimeView NEARme. Prior to this roll out, developers Ian Cottingham and Kevin Farrell added a few new features, including location-aware crime bulletins. In the coming years, we anticipate watching this application evolve, increasing the efficiency and effectiveness of our officers.



AWARD RECIPIENTS

EMPLOYEE AND CITIZEN AWARDS



OFFICER OF THE YEAR

Officer Vicki Bourg

CIVILIAN EMPLOYEE OF THE YEAR

Records Supervisor Samantha Taylor

VOLUNTEER OF THE YEAR

Chaplain Gary Fuller

MAYOR'S AWARD OF EXCELLENCE

Investigator Jason Adams

Sergeant Larry Barksdale

Investigator Matthew Franken

LIFE SAVING AWARD

Officer Tarvis Banks

Officer Tyler Cooper

Officer Joshua Fullerton

Officer Anthony Gratz

Officer Scott Parker

Officer Benjamin Pflanz

Officer Brian Ward

Officer Scott Wolf

EXCEPTIONAL DUTY AWARD

Officer Timothy Abele

Investigator Jason Adams

Officer John Clarke

Officer Maxwell Hubka

Officer Cole Jennings

Investigator Benjamin Miller

Audio/Visual Technician Jared Minary

Sergeant Michon Morrow

Officer Anthony Ortiz

Officer Melissa Ripley

Officer Matthew Tangen

Officer Brian Ward

Officer Steven Wiese

CITIZEN AWARDS

MERITORIOUS CONDUCT

Kayla Floyd

Darci Hagstrom

Linda Heist

Robert Heist, Sr.

Robert Heist II

Mark Pedersen

Myshell Roach

Donald Sauberan

Jennifer Sauberan

LIFE SAVING

Andrew Gallagher

Richard Lichtenfeld

CERTIFICATE OF MERIT

Dennis Christensen

Robert Heist, Sr.

Nathan Holcomb

Daniel Pape

Tyler Watkins

MARKSMANSHIP AWARD

Assistant Chief Brian Jackson
Captain David Beggs
Captain Robert Kawamoto
Captain Chris Peterson
Captain Jason Stille
Captain Jonathan Sundermeier
Sergeant Chad Barrett
Sergeant Jeff Bucher
Sergeant Thomas Hamm
Sergeant Teresa Hruza
Sergeant Destry Jaeger
Sergeant Ronald Klem
Sergeant Kenneth Koziol
Sergeant Robert Kubicek
Sergeant Mayde McGuire
Sergeant Grant Richards
Sergeant Daren Reynolds
Sergeant Michael Ripley
Sergeant Ed Sheridan
Sergeant Gregory Sorensen
Sergeant Thomas Ward
Sergeant Luke Wilke
Sergeant Robert Ziemer
Officer Jason Adams
Officer Shane Alesch
Officer Tarvis Banks
Officer John Brandl

Officer Robert Brenner
Officer Matthew Brodd
Officer Jason Brownell
Officer Chris Champoux
Officer John Clarke
Officer Todd Danson
Officer Justin Darling
Officer Brandon Day
Officer Jay Denzin
Officer Stacy Fitch
Officer Joshua Fullerton
Officer Brian Golden
Officer Jesse Hilger
Officer Nate Hill
Officer Kevin Hinton
Officer Derek Hose
Officer Todd Hruza
Officer Donald Hunt
Officer Patrick Knopik
Officer David Koso
Officer Jonathan Kossow
Officer Chris Laird
Officer Rusty Lashley
Officer Dustin Lind
Officer Mary Lingelbach
Officer Robert Mangels

Officer Robert Martin
Officer Eric Messersmith
Officer Chris Milisits
Officer David Moody
Officer Michael Muff
Officer David Nelson
Officer Andrew Nichols
Officer Robert Norton
Officer John Pitts
Officer Jon Rennerfeldt
Officer Justin Roach
Officer Mario Robinson
Officer Michael Schaaf
Officer Stephen Schellpeper
Officer Michael Schmidt
Officer Chris Vollmer
Officer Brock Wagner
Officer Corey Weinmaster
Officer Keith White
Officer David Wiggins
Officer Jacob Wilkinson
Officer Clark Wittwer
Officer Curtis Wolbert
Officer Scott Wolf
Officer Jarrod Wood
Officer Joseph Yindrick, Jr.



SAFE DRIVING AWARD

Sergeant Brian Agnew
Sergeant Jon Armstrong
Sergeant Donald Arp
Sergeant Larry Barksdale
Sergeant Chad Barrett
Sergeant Todd Beam
Sergeant James Breen
Sergeant Jeff Bucher
Sergeant Randall Clark
Sergeant John Donahue
Sergeant Robert Farber
Sergeant Jason Goodwin
Sergeant Ann Heermann
Sergeant Teresa Hruza
Sergeant Destry Jaeger
Sergeant Mark James
Sergeant Shannon Karl
Sergeant Timothy Kennett
Sergeant Valerie Kinghorn
Sergeant Ronald Klem
Sergeant William Koepke
Sergeant Kenneth Koziol
Sergeant Mayde McGuire
Sergeant David Munn
Sergeant Sandra Myers
Sergeant Grant Richards
Sergeant Michael Ripley
Sergeant Jeri Roeder
Sergeant Samuel Santacroce
Sergeant Donald Scheinost
Sergeant Edmund Sheridan
Sergeant Gregory Sorensen
Sergeant Mark Unvert
Sergeant John Walsh
Sergeant Luke Wilke

Officer Timothy Abele
Officer Jason Adams
Officer Troy Aksamit
Officer Shane Alesch
Officer Travis Amen
Officer Scott Arnold
Officer James Ashley
Officer Michael Barry
Officer Aaron Beasley
Officer Jerome Blowers
Officer John Brandl
Officer Robert Brenner
Officer Jason Brownell
Officer Chris Champoux
Officer Cameron Cleland
Officer Court Cleland
Officer Troy Cockle
Officer Gregory Cody
Officer Timothy Cronin
Officer Carla Cue
Officer Ryan Dale
Officer Forrest Dalton
Officer Tyler Dean
Officer Jay Denzin
Officer Jorge Dimas
Officer Derek Dittman
Officer Eric Dlouhy
Officer Tom Domanski
Officer Chris Eirich
Officer Benjamin Faz
Officer John Fencel
Officer Chris Fields
Officer Richard Fitch
Officer Donald Fosler
Officer Russell Fosler
Officer Brian Golden

Officer Tracy Graham
Officer Alan Grell
Officer Wendi Ground
Officer Todd Groves
Officer Jeffrey Hahne
Officer Chad Hein
Officer Jason Hellmuth
Officer David Hensel
Officer Mario Herrera
Officer Jesse Hilger
Officer Nate Hill
Officer Jeffrey Hillabrand
Officer Kevin Hinton
Officer Brian Hoefer
Officer Michael Holm
Officer Todd Hruza
Officer Bradley Hulse
Officer Jennifer Hurley
Officer Robert Hurley
Officer Chassidy Jackson
Officer Jeffery Jacobs
Officer Shawn Kennett
Officer Krissa Knopik
Officer Patrick Knopik
Officer Todd Kocian
Officer Cynthia Koenig-Warneke
Officer Benjamin Kopsa
Officer David Koso
Officer Jonathan Kossow
Officer Chris Laird
Officer Rusty Lashley
Officer Chilton Leedom
Officer Mary Lingelbach
Officer Russell Lloyd
Officer Nichole Loos
Officer Robert Mangels

Officer Michael Martin
Officer Robert Martin
Officer Kirk McAndrew
Officer John McGahan
Officer Timothy Mika
Officer Chris Milisits
Officer Benjamin Miller
Officer Chris Monico
Officer David Moody
Officer Aaron Moore
Officer Michael Muff
Officer Matisha Nadgwick
Officer David Nelson
Officer Steven Niemeyer
Officer Cassandra Nissen
Officer Tyler Nitz
Officer Emily Noordhoek
Officer Robert Norton
Officer Bryon Pachunka
Officer John Pitts
Officer Michelle Poyer
Officer Julie Pucket
Officer Matthew Pulec
Officer Jon Rennerfeldt
Officer Melissa Ripley
Officer Justin Roach
Officer Mario Robinson
Officer Richard Roh
Officer Lynette Russell
Officer Michael Schaaf
Officer Conan Schafer
Officer Stephen Schellpeper
Officer Benjamin Seeman
Officer Edward Simpson
Officer Gregory Sims
Officer Robert Smith

Officer William Snoad
Officer Jeffrey Sorensen
Officer Brytten Sorgenfrei
Officer Erin Spilker
Officer Chad Staley
Officer David Strom
Officer Thomas Stumbo
Officer Matthew Tangen
Officer Patrick Tucker
Officer Jeffrey Urkevich
Officer Matt Voss
Officer Brock Wagner
Officer Michael Wambold
Officer Brian Ward
Officer Chris Weber
Officer Corey Weinmaster
Officer Jason Wesch
Officer Steven Wherry
Officer Keith White
Officer Steven Wiese
Officer Jeremy Wilhelm
Officer Shane Winterbauer
Officer Clark Wittwer
Officer Curtis Wolbert
Officer Scott Wolf
Officer Jarrod Wood
Officer David Wunderlich
Officer Joseph Yindrick, Jr.

PSO David Andreasen
PSO Brenda Miller

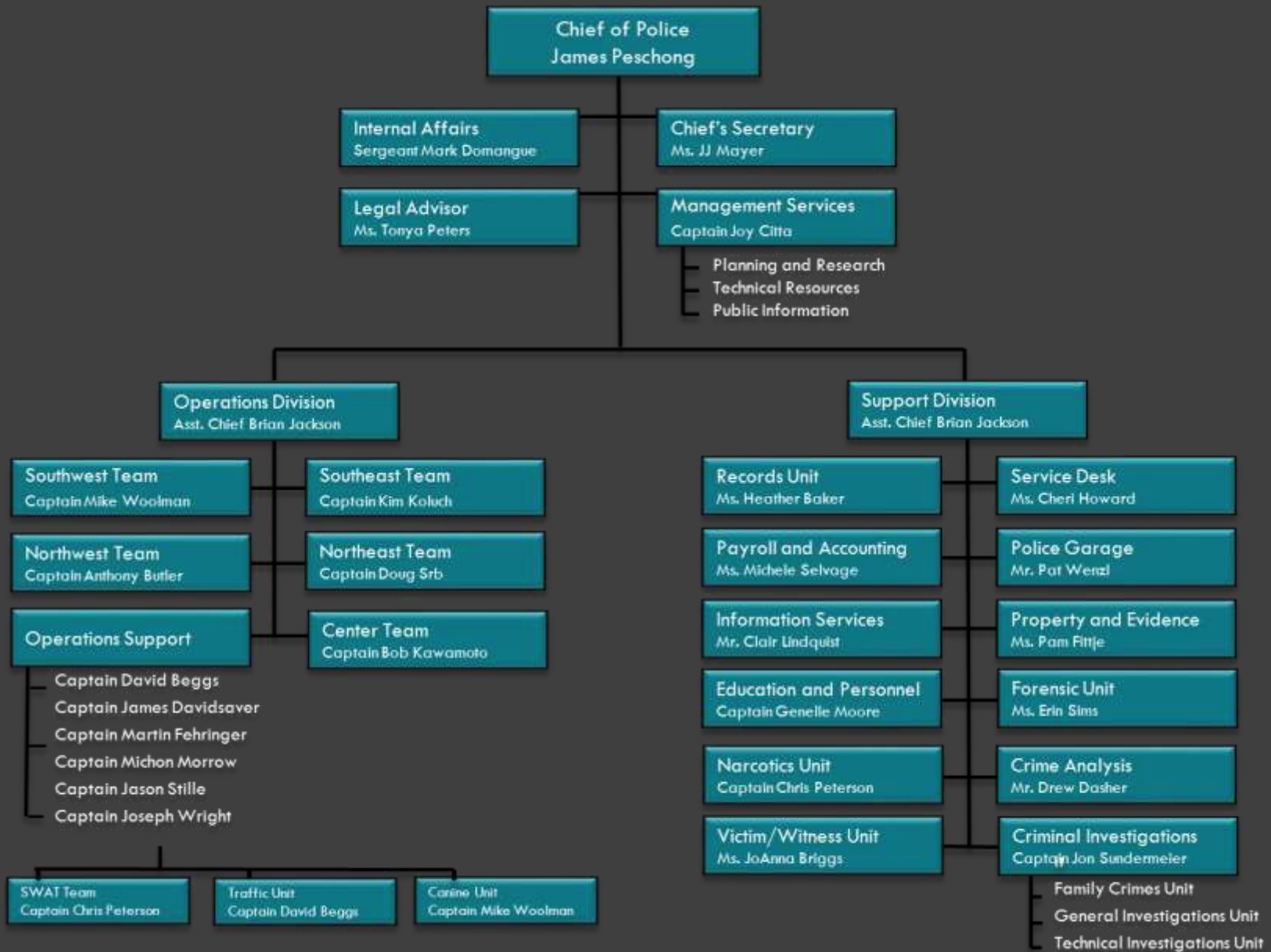


QUALITY SERVICE AUDIT

SINCE 1993, THE LINCOLN POLICE DEPARTMENT HAS BEEN PARTICIPATING IN A SURVEY TO GAUGE CITIZEN SATISFACTION WITH THE DELIVERY OF POLICE SERVICES. THE QUALITY SERVICE AUDIT WAS DEVELOPED IN CONJUNCTION WITH GALLUP, INC. AND IT CONTINUES TO BE A VALUABLE TOOL FOR BOTH OFFICERS AND ADMINISTRATORS. OFFICERS HIRED AFTER 1991 ARE DESIGNATED AS PARTICIPANTS IN THE SURVEY AND RECEIVE FEEDBACK FROM CITIZENS ON THEIR PERFORMANCE. THE QSA IS A TELEPHONE SURVEY CONDUCTED BY STUDENT INTERNS AND RECRUIT OFFICERS. CONTACT IS MADE WITH CITIZENS WHO HAVE HAD A RECENT POLICE CONTACT, WHETHER THEY ARE A CRIME VICTIM OR THE RECIPIENT OF A TRAFFIC TICKET. A SAMPLE OF SURVEY QUESTIONS AND THE RESPONSES ARE LISTED BELOW FROM THE 2,612 SURVEYS WHICH WERE ADMINISTERED IN 2011.

| QUESTIONS | Yes | No |
|--|--------|--------|
| Did the officer seem to know what he or she was doing? | 92.6 % | 4.5 % |
| Did the officer listen to your side of the story or your point of view? | 82.0 % | 12.6 % |
| Were you treated with dignity when the officer approached you? | 90.9 % | 5.6 % |
| Do you feel you were treated fairly? | 85.6 % | 10.6 % |
| Was the behavior of the officer professional in every way? | 91.3 % | 5.7 % |
| Was the officer considerate of your feelings during the contact? | 83.2 % | 10.9 % |
| Did the officer say he or she would contact you again, or do something to follow up with the case? | 48.3% | 51.7 % |
| Did the officer recontact you as promised? | 69.3 % | 28.3 % |
| Did the officer introduce himself or herself to you? | 86.4 % | 13.6 % |
| Did the officer explain the citation and the steps you must take to comply with the law, or educate you in any way about the law? | 57.2 % | 42.8 % |
| How safe and secure do you feel in the neighborhood where you live? | | |
| always unsafe and not secure | 2.9 % | |
| usually unsafe and not secure | 3.6 % | |
| safe and secure sometimes | 12.4 % | |
| safe and secure most of the time | 37.2 % | |
| always safe and secure | 39.5 % | |
| How would you rate the officer's overall performance in this situation? | | |
| outstanding | 39.7 % | |
| above average | 28.1 % | |
| average | 20.6 % | |
| below average | 3.9 % | |
| unsatisfactory | 3.9 % | |

ORGANIZATIONAL STRUCTURE



MANAGEMENT *DIVISION*

LEGAL ADVISOR

Assistant City Attorney Tonya Peters functions as the police legal advisor. Her office provides legal advice to department staff, training to employees, and legal assistance to police officers during criminal investigations.

INTERNAL AFFAIRS

The Internal Affairs unit is staffed by Sgt. Mark Domangue. The Internal Affairs Sergeant works directly for the Chief of Police and conducts investigations and maintains records relating to employee conduct and complaints. The unit also provides information to the Citizen Police Advisory Board during quarterly meetings.

ADMINISTRATIVE SECRETARY

JJ Mayer, a valued employee since 1997, provides a variety of support services to the Office of the Chief and to the department as a whole.

INSPECTIONS

The Management Services Unit includes Inspections, Public Information, Technical Resources and Planning and Research. The Inspections Unit is responsible for maintenance of all General Orders, unit Standard Operating Procedure manuals and compliance with accreditation standards.

TECHNICAL RESOURCES


Sergeant Todd Beam provides technical support to the department, manages the mobile data project and serves as a resource to the Community Teams. Sergeant Beam also researches, develops and implements programs relating to technological issues.

PLANNING AND RESEARCH

Sergeant Don Scheinost is the planning officer for the Lincoln Police Department. He is responsible for grant administration, statistical analysis, program development and accreditation.


PUBLIC INFORMATION

Officer Katie Flood serves as the Public Information Officer. She coordinates the dissemination of information to the news media, maintains the General Orders manual, updates the department web site, prepares the department Annual Report and assists with accreditation.



CAPTAIN JOY CITTA

OPERATIONS *DIVISION*



ASSISTANT CHIEF
BRIAN JACKSON

OPERATIONS *SUPPORT*

The Operations Support Unit is staffed by six Captains who serve as Duty Commanders. The Duty Commander manages all police operations during the shift. Other command officers, including the Chief of Police and Assistant Chief, serve as Duty Commanders when regularly Assigned Duty Commanders are not assigned. This unit is able to provide 24 hour command services to all police field operations. In addition to this regular assignment, several duty commanders also organize special teams such as the Traffic Enforcement Unit, coordinate planning related to disaster preparedness and oversee mental health investigations.



CAPTAIN DAVID BEGGS



CAPTAIN JAMES DAVIDSAVER



CAPTAIN MARTIN FEHRINGER



CAPTAIN MICHON MORROW



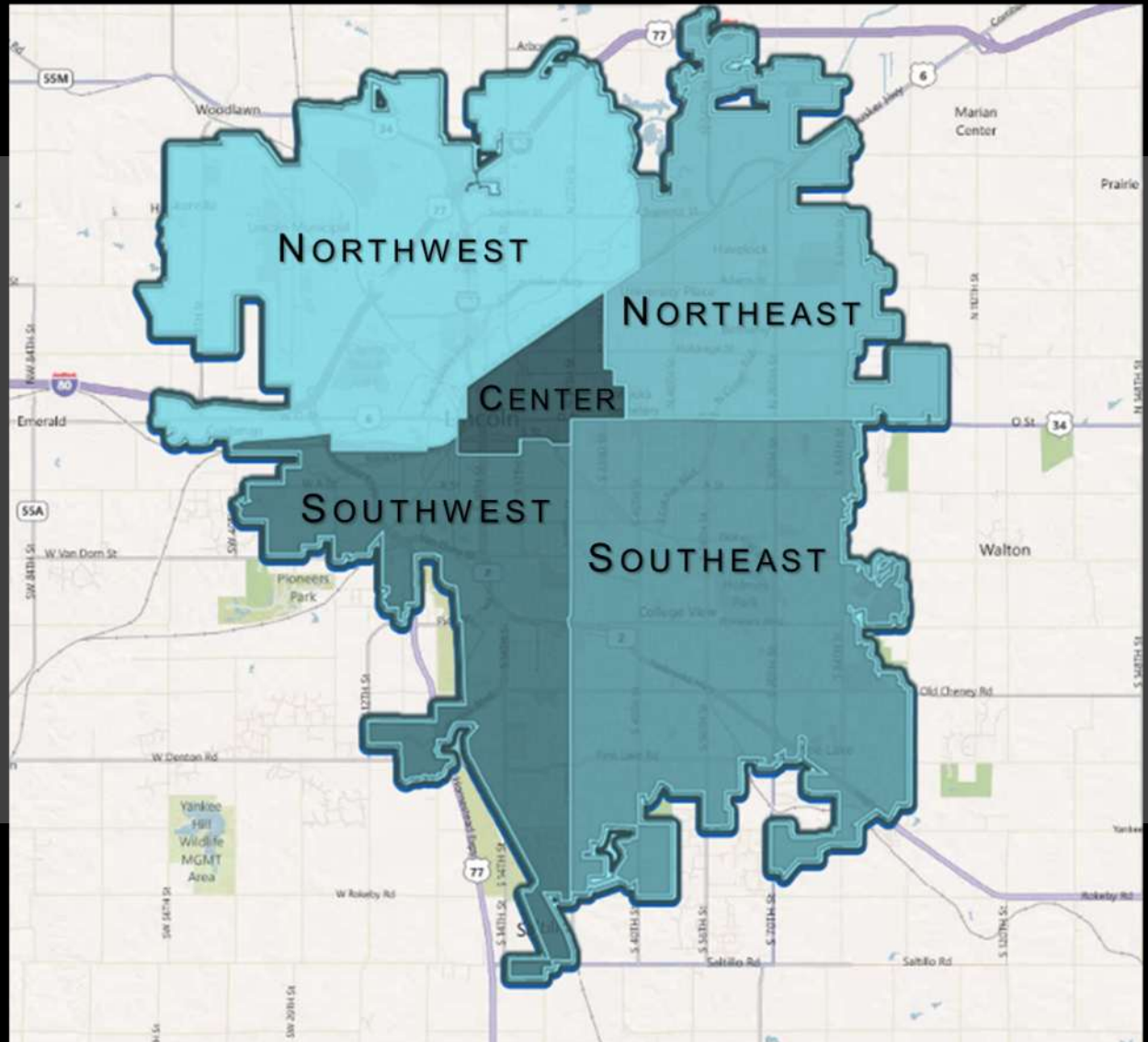
CAPTAIN JASON STILLE



CAPTAIN JOSEPH WRIGHT

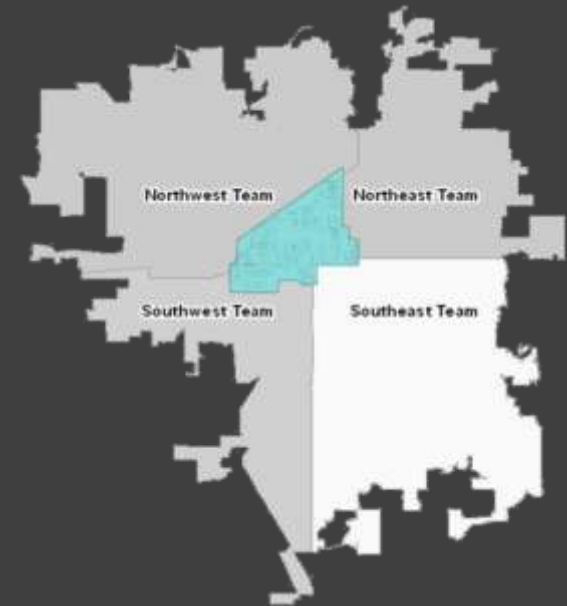
COMMUNITY POLICE *TEAMS*

Primary police services in Lincoln are delivered by over 200 officers assigned to five geographical teams. These teams are commanded by a police captain and staffed by a group of officers, sergeants, and a civilian public service officer. Each team has one or more small substations, with the Center Team operating out of a full-service Team Station at 27th and Holdrege Street and the Northeast Team operating out of their team station at 48th and Huntington. Each team captain focuses on the needs specific to that area of town.



CENTER TEAM

| | |
|---------------------|--------|
| CALLS FOR SERVICE | 22,581 |
| TOTAL PART 1 CRIMES | 1,451 |
| CLEARANCE | 20.7 % |
| FELONY ARRESTS | 225 |
| MISDEMEANOR ARRESTS | 4,971 |
| TRAFFIC CITATIONS | 8,115 |
| ACCIDENTS | 1,411 |



SERGEANTS

GOODWIN
HAMM
HRUZA
JAEGER
REYNOLDS
WITZEL

OFFICERS

ASHLEY
ATKINSON
BERGREN
BERRY
CARMICHAEL
CLARKE
DAY
DENZIN
DLOUHY
DUNCAN
EHRHORN
EIRICH
FLOOD, N.
FULLERTON
GRAHAM
HERMES
HITE
HUDEC
HRUZA
JENNINGS

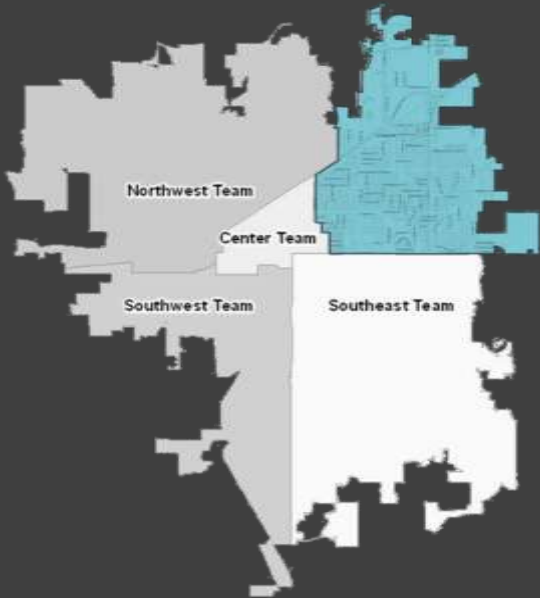
JENSEN
KAISER
KNOPIK, K.
KOPSA
KRATOCHVIL
LORE
LUCE
MARTIN, R.
MCBRIDE
NOLAN
NITZ
RICE
ROMSHEK
SCHIEFELBEIN
SCHWARTZ
SMITH
SPILKER
STONE
TRAN, P.
VOCASEK



CAPTAIN KAWAMOTO

NORTHEAST TEAM

| | |
|---------------------|--------|
| CALLS FOR SERVICE | 21,855 |
| TOTAL PART 1 CRIMES | 2,328 |
| CLEARANCE | 30.6 % |
| FELONY ARRESTS | 332 |
| MISDEMEANOR ARRESTS | 4,008 |
| TRAFFIC CITATIONS | 6,270 |
| ACCIDENTS | 1,477 |



SERGEANTS
ARP
CLARK
MCGUIRE
MEYERSON
MUNN
WARD

PSO
EWOLDT

OFFICERS
ARNOLD, S.
BAUER
BRATT
DOMANSKI
ENGLER
FELDHAUS
FIELDS
FISHER, J.
FISHER, W.
GRATZ
HAUSER
HELLMUTH
HILL
KENNETT
KOSO
LIND
MONICO

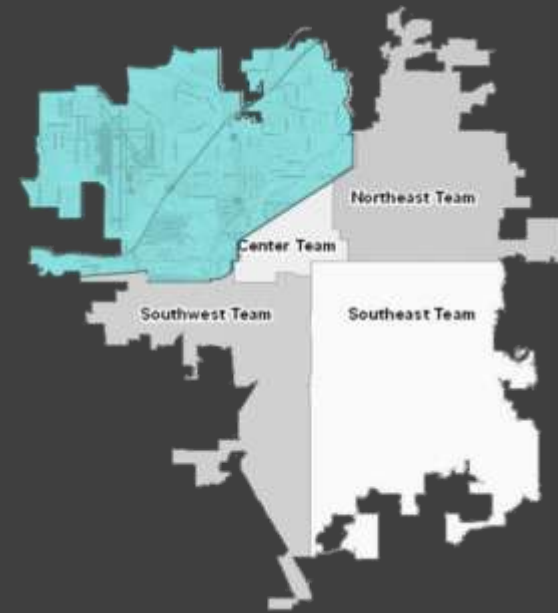
MOORE, D.
PULEC
REHA
RIPLEY, A.
ROH
RUSSELL
SANNE
SCOVILL
TAMBKE
URKEVICH
VOSS
WIESE
WILHELM
WILKINSON
WINTER
WOOD



CAPTAIN SRB

NORTHWEST TEAM

| | |
|---------------------|--------|
| CALLS FOR SERVICE | 22,485 |
| TOTAL PART 1 CRIMES | 2,316 |
| CLEARANCE | 34.5 % |
| FELONY ARRESTS | 459 |
| MISDEMEANOR ARRESTS | 3,880 |
| TRAFFIC CITATIONS | 4,561 |
| ACCIDENTS | 1,486 |



SERGEANTS

BARRETT
KARL
KUBICEK
KUHLMAN
PRICE
ZIEMER

PSO

NORTHCOTT

OFFICERS

ALESCH
BAUMGARTNER
BEASLEY
BRENNER
CUE
DEAN
FAZ
FISHER, M.
FLUITT
GENOWAYS
HILLABRAND
HINTON
HULSE
JACOBS
JOHNSON
MANGELS
MAXWELL
MEYERSON

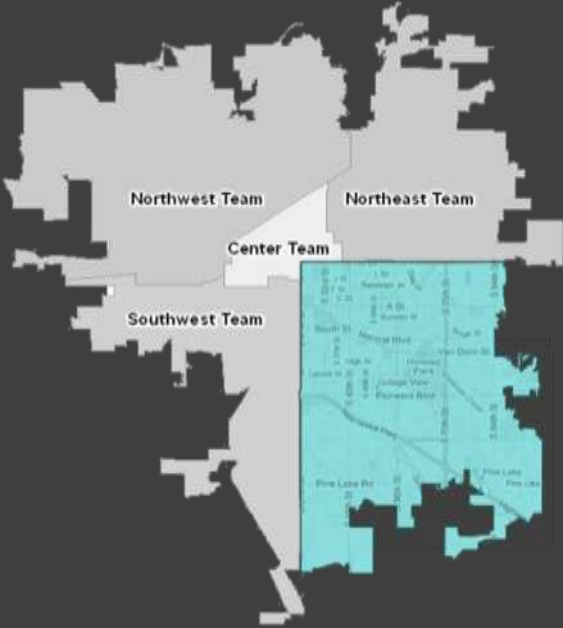
MIKA
MORROW
NISSEN
NICHOLS, B.
PACHUNKA
PICKERING
RENNERFELDT
ROBINSON
SCHAAF
TRAN, T.
WAGNER
WARD
WESCH
WHITE
WOLF
WUNDERLICH
ZARASVAND



CAPTAIN BUTLER

SOUTHEAST TEAM

| | |
|---------------------|--------|
| CALLS FOR SERVICE | 26,554 |
| TOTAL PART 1 CRIMES | 2,336 |
| CLEARANCE | 29.7 % |
| FELONY ARRESTS | 254 |
| MISDEMEANOR ARRESTS | 4,126 |
| TRAFFIC CITATIONS | 6,419 |
| ACCIDENTS | 2,764 |



SERGEANTS
AGNEW
HEERMAN
RICHARDS
SHERIDAN
VERNON
WALSH

PSO
ANDREASEN

OFFICERS
ABELE
CONLON
DOMEIER
DUFKE
FERENCE
GEORGE
HALLOWELL
HENSEL
HERRERA
HILGER
HUBKA
HUNT
HURLEY
JACKSON
JUNKER
KOENIG
LASHLEY
LENSING
LOOS

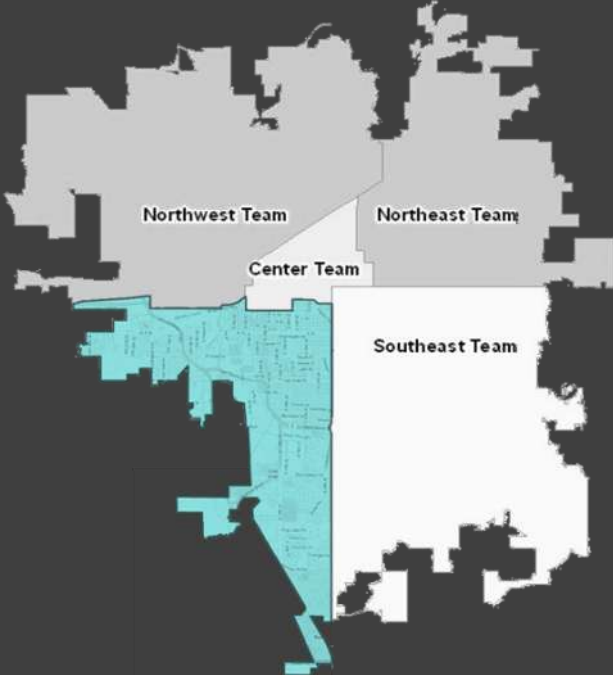
MOODY
NADGWICK
NICHOLS, A.
NORTON
PAVELKA
PETERSEN, S.
PETERSEN, T.
PFLANZ
PUCKET
SCHAMBER
SCHMIDT, M.
SCHMIDT, T.
SORGENFREI
STANDLEY
WAMBOLD
WHERRY
WIGGINS
WINTERBAUER
YINDRICK



CAPTAIN KOLUCH

SOUTHWEST TEAM

| | |
|---------------------|--------|
| CALLS FOR SERVICE | 28,051 |
| TOTAL PART 1 CRIMES | 2,360 |
| CLEARANCE | 21.7 % |
| FELONY ARRESTS | 348 |
| MISDEMEANOR ARRESTS | 4,502 |
| TRAFFIC CITATIONS | 6,047 |
| ACCIDENTS | 1,404 |



SERGEANTS
JAMES
KENNETT
KLEM
RIPLEY
SORENSEN
TOWLE

PSO
MILLER

MAYOR'S AIDE
JON CARLSON

OFFICERS
ARNOLD, A.
BANKS
BLOWERS
CLELAND, CA.
CLELAND, CO.
CODY
COOPER
DILSAVER
DIMAS
DOLBERG
FITCH, R.
FITCH, S.
GRELL
HEIN
HOLM
HOSE
HOWARD
KNOPIK, P.
KOUNOVSKY
LEEDOM

LINGELBACH
LOPEZ
MARTI
MARTIN, M.
MCANDREW
MESSERSMITH
MEYER
MULLENDORE
NOORDHOEK
QUANDT
PARKER
PRATT
RIFFEY
SAITTA
SCHOENBECK
SEEMAN
STUMBO
VOLMER
WEBER
WITTWER



CAPTAIN WOOLMAN

CANINE *UNIT*



The Canine Unit had another productive and busy year in 2011. The Canine Unit was utilized 384 times which included 121 tracks, 114 narcotic searches, 97 building/other searches, 13 Fugitive Task Force deployments, and 7 SWAT deployments. The police service dogs were responsible for 115 misdemeanor arrests, 49 felony arrests, and located one suicidal person. The canines participated in the location and seizure of controlled substances with an estimated value of \$836, 896 and over \$24,000 in cash was recovered.

OFFICER CLARKE & REMO : In January, Officer Clarke and Police Service Dog Remo assisted the Nebraska State Patrol on a traffic stop and Remo located 123 pounds of marijuana. In September, Officer Clarke and Remo tracked and located an individual that had just burglarized a church and a residence. The individual was found hiding next to a residence and was arrested for two felonies.

OFFICER DEAN & KONY : In January, Officer Dean and Police Service Dog Kony tracked and located an individual that was responsible for an auto theft. In February, Officer Dean and Kony tracked and located an individual responsible for a domestic assault and a child abuse that was attempting to flee the state. In August, Officer Dean and Kony assisted the Narcotics Unit and located one pound of methamphetamine hidden in a vehicle.

OFFICER URKEVICH & JAKE : In July, Officer Urkevich and Police Service Dog Jake tracked and located three individuals responsible for the numerous larcenies from automobiles. During the first two weeks of August, Officer Urkevich and Jake were successful in six of their first eight tracks. Six individuals were located on the tracks which resulted in 19 misdemeanor arrests. The individuals were arrested for domestic assault, vandalism, assault, trespassing, false information, and numerous other misdemeanor law violations.

OFFICER VOLLMER & BRIX : In May, Officer Vollmer and Police Service Dog Brix tracked and located an individual that was involved in an altercation involving a firearm. When officers located the individual he threatened to shoot himself. As the individual was in the process of shooting himself, Brix physically apprehended the individual causing the shot to graze the individual's head. The individual was taken into custody and give medical attention.

OFFICER LOOS & DEXTER : In May, Officer Loos and Dexter tracked and located two individuals that had just burglarized a pawn shop. The arrests lead to the recovery of 3 shot guns and \$10,000 in stolen property. In September, Officer Loos and Dexter tracked and located an individual that had just removed a catalytic convertor from a vehicle and fled from the scene. This arrest led to the clearance of numerous catalytic convertor thefts.



TRAFFIC *ENFORCEMENT UNIT*

SERGEANT SANTACROCE | OFFICER BRANDL | OFFICER DENNEY | OFFICER FENCL | OFFICER KOCIAN | OFFICER POWELL | OFFICER SCHAFER | OFFICER STALEY | OFFICER WOLBERT

The Traffic Enforcement Unit is commanded by Captain David Beggs and supervised by Sergeant Sam Santacroce. The Unit is currently staffed with eight officers. These officers specialize in enforcing traffic laws throughout the City.

The priority of the unit is contacting drivers of motor vehicles who violate traffic laws, with special attention given to school zones, construction zones, and arterial roadways. The officers in the unit also work to resolve special problems in residential neighborhoods. The Traffic Unit deploys the "Speed Trailer" and has the ability to perform traffic and speed studies in problem areas. The Unit receives grant assistance from the Nebraska Office of Highway Safety to help its programs achieve success. Some of the major projects conducted by the Traffic Unit throughout the year are: Spring and Fall School Zone Selective, Spring and Fall America Buckles Up Children Campaign, Red Light Running Project and National Click It or Ticket Mobilization.

Members of the Traffic Unit also serve on the following committees: Safe Kids/Safe Communities Coalition, Safety Training Option Program, City Transportation Liaison and I80 Incident Management. Members of the Unit also assist by giving traffic safety presentations to students at various driver education programs throughout the City. In 2010, the Traffic Unit had the privilege of providing on-duty security for athletes during the Special Olympics National Games.

In addition to the traffic related duties, this unit is responsible for the investigation of serious injury and fatality motor vehicle accidents. Investigator Todd Kocian is the lead Accident Reconstructionist for the department. Five other investigators from the various police teams comprise the balance of the six member Reconstruction Team. They are highly trained and use specialized equipment to complete the investigation and forensic mapping of traffic crash scenes, on top of their normal assignments. Investigators Todd Kocian, Mike Muff and Robert Hurley are certified by the Accreditation Commission for Traffic Accident Reconstruction (ACTAR). The quality of work produced by this team is some of the finest in the country.



SPECIALTY *FUNCTIONS*

PERFORMED IN ADDITION TO AN
EMPLOYEE'S REGULAR JOB ASSIGNMENT

FIELD FORCE 2011
LINCOLN POLICE DEPARTMENT



CRIME SCENE TECHNICIANS

Crime scene technicians have developed specific expertise in order to process major crime scenes. In today's world of technology forensic evidence is becoming more and more important to processing crime scenes. In order to maintain proficiency, the unit trains, at a minimum, nine times a year.

FIELD FORCE

The Lincoln Police Department maintains a Field Force to provide an organized response to actual or potential disturbances caused by large groups of disorderly persons which cannot be safely resolved by standard response techniques.

HONOR GUARD

The Lincoln Police Department recognizes the need to maintain an Honor Guard consisting of Lincoln Police Department commissioned officers to participate in ceremonial events enhancing the image of the Department or to honor/memorialize a distinguished person or group.

LINCOLN METRO CLAN LAB TEAM

This team, consisting of members of LPD, Nebraska State Patrol and Lancaster County Sheriff's Office, assures an organized and well-planned response to the dismantling and collection of evidence at suspected methamphetamine clandestine laboratory operations.

MARKSMANSHIP/PISTOL TEAM

The Marksmanship Team was established to increase officer awareness of good marksmanship and provide an incentive for officers to attain their maximum potential with side arms. The team travels to compete against other law enforcement agencies across the country.

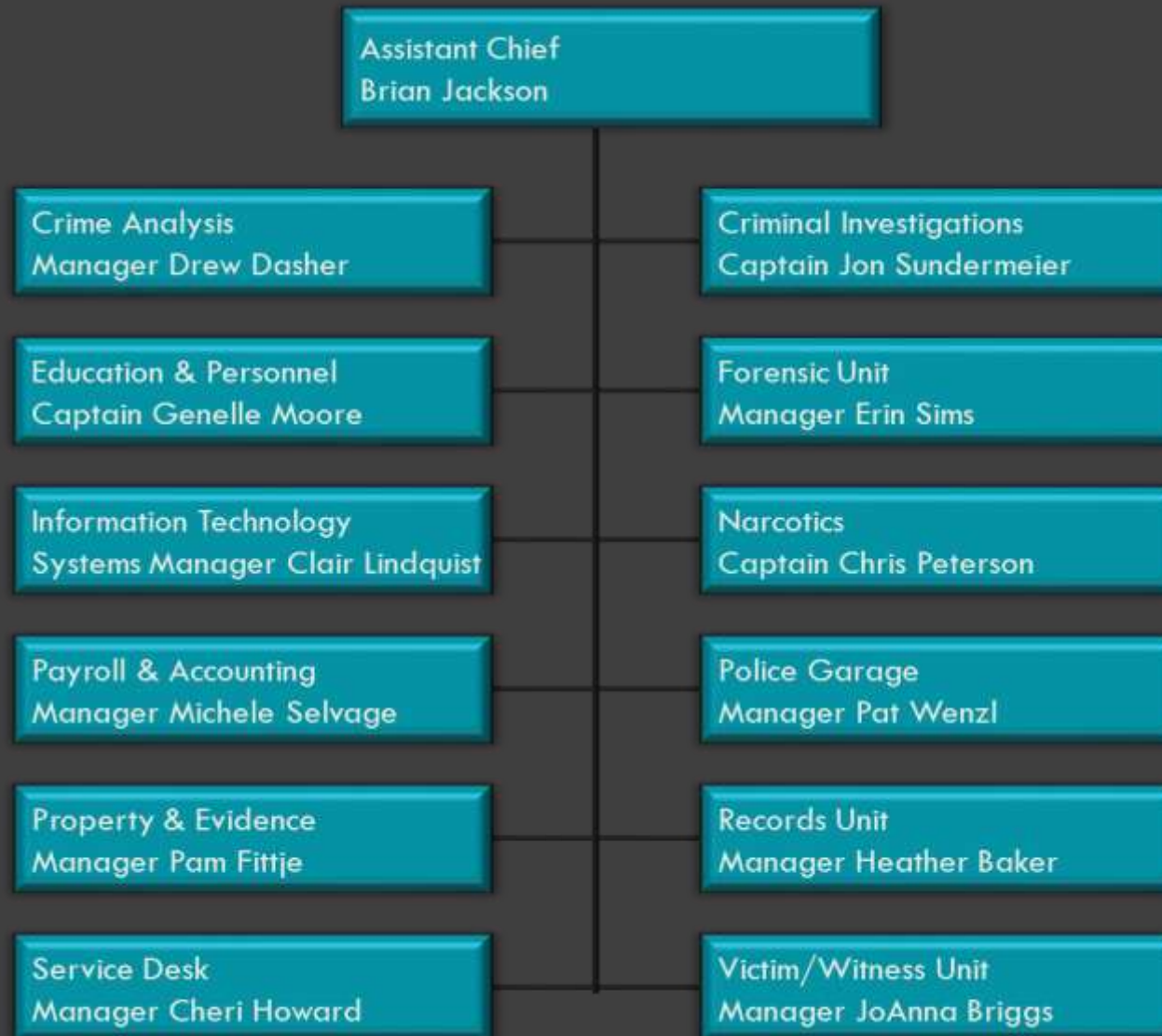
SCHOOL RESOURCE OFFICERS

The Lincoln Police Department recognizes the importance of providing quality police services in schools, since they are vital community institutions serving a large portion of the City's population. School resource officers are assigned high schools as resources and providers of police services to their students and staff.

SWAT TEAM

The Special Weapons and Tactics (SWAT) team is a specialized law enforcement team, whose members are recruited, selected, trained, equipped and assigned to resolve critical incidents involving threats to public safety which would otherwise exceed the capabilities of traditional law enforcement first responders and/or investigative units. The SWAT team is distinguished by specialized training and expertise which focuses upon tactical solutions to safely resolve critical incidents such as high-risk warrant service, barricaded subjects, hostage rescues, sniper incidents, and other special assignments.

SUPPORT *DIVISION*



SUPPORT *PERSONNEL*



VICTIM/WITNESS UNIT

The Victim/Witness Unit is administered by JoAnna Briggs. The unit provides information and support services to victims and witnesses of crime. The mission of the Victim/Witness Unit is to help victims deal with the effects of crime. The unit utilizes extensive volunteer resources to assure that victims and witnesses are provided with the information and assistance that they need.



INFORMATION TECHNOLOGY

The Information Technology Unit is directed by Clair Lindquist. The unit develops computer applications and provides technical support to all department personnel. The department's computer-based records system is maintained by Information Services.



FORENSIC UNIT

Erin Sims supervises the activities of the Forensic Unit. The unit conducts fingerprint examinations and maintains AFIS (Automated Fingerprint Identification System). In addition, members of the unit perform document examinations and maintain the department's photography lab.



RECORDS UNIT

Heather Baker coordinates the efforts of the Records Unit which processes and maintains all case files, disseminates reports and criminal history information. The Records Unit must ensure that cases are cleared following the Uniform Crime Reporting guidelines. A public counter is staffed to assist citizens with obtaining permits and providing information such as copies of criminal histories, incident reports and mug shots.

SUPPORT *PERSONNEL*



POLICE GARAGE

Fleet Manager Pat Wenzl directs the operation of the department's fleet and garage facility. He is responsible for acquiring, up-fitting, repairing, maintaining, and replacing all department vehicles and pieces of equipment. Other light duty city-owned vehicles are also managed by the police garage.



PAYROLL AND ACCOUNTING

Michele Selvage supervises the Payroll and Accounting activities of the department. The unit is responsible for the management of financial accounts, and the payroll for department employees.



PUBLIC SERVICE DESK

The Public Service Desk operates with the dual mission of providing responsive support services to area law enforcement officers such as communications support in the form of warrant checks, vehicle registration checks, and driver history information, as well as personalized assistance to the citizens of our community. The unit operates under the direction of manager Cheri Howard and two Service Desk Supervisors.



PROPERTY

The unit, managed by Pam Fittje, is responsible for maintaining the custody of all seized evidence, processing abandoned vehicles and bicycles, ordering and distributing department supplies and equipment.



CRIME ANALYSIS

Criminal intelligence information is maintained and disseminated by the Crime Analysis Unit. The unit also manages the Crime Stopper's program, crime mapping, pawn entries, and a variety of other data entry functions. The unit documents and analyzes crime patterns and trends. Andrew Dasher coordinates the unit which also provides an on-line summary of significant cases worked by officers.

CRIMINAL

CASE COORDINATORS

SGT. BARKSDALE
SGT. KOZIOL

CASE INVESTIGATORS

SGT. ARMSTRONG
SGT. BREEN
SGT. BUCHER
SGT. FARBER
SGT. WILKE
INV. AKSAMIT
INV. BAEHR
INV. DALE
INV. DITTMAN
INV. FRANKEN
INV. GOLDEN
INV. GROUND
INV. HAHNE
INV. HOWE
INV. HURLEY
INV. MILISITS
INV. MILLER
INV. MOORE
INV. SIMS

OFFICE ASSISTANT

KAREN CATES

INVESTIGATIONS

FAMILY CRIMES UNIT

SGT. UNVERT | INV. AMEN | INV. BARRY | INV. BROWNELL | INV. CHAMPOUX | INV. COCKLE | INV. POYER

Under the direction of Sergeant Mark Unvert, the Family Crimes Unit investigates missing juveniles and serious crimes against children. The unit reviews reports of domestic violence and child abuse/neglect to ensure that sufficient information and evidence are gathered. Family Crimes Investigators also receive specialized training to handle investigations of incest and sex crimes involving juveniles.

TECHNICAL INVESTIGATIONS UNIT

SGT. MYERS | INV. ADAMS | INV. FOSLER | INV. FOSLER | INV. KOENIG-WARNKE | INV. MUFF | INV. SIMPSON | INV. STEGMAN

The Technical Investigations Unit is supervised by Sergeant Sandy Myers. The primary mission of the Unit is to enforce city, state, and federal laws by working with law enforcement and other agencies. The secondary mission is crime prevention by education. TIU is responsible for investigating white collar crime, frauds, forgeries, credit card thefts, liquor and vice, keno, abuse of vulnerable adults, embezzlements, counterfeiting, perjury and highly confidential investigations.

ELECTRONIC CRIMES UNIT

SGT. DONAHUE | INV. WEINMASTER

The Electronic Crimes Unit is supervised by Sergeant John Donahue. The primary mission of the unit is to support all investigations involving acquisition, preservation and analysis of electronic evidence. The unit also works with Nebraska Internet Crimes Against Children and federal task forces to enforce local, state, and federal laws pertaining to computer crimes and cellular phones. Members of the unit receive specialized training in computer crimes, forensic computer and cellular phone analysis in a lab environment, as well as proactive criminal investigations.



Captain Jon Sundermeier commands the Criminal Investigations Team. The team provides support and assistance to the Community Police Teams, conducts specialized investigations and coordinates follow-up investigation of major crimes. Case detectives and investigators are assigned to work with Community Police Team officers on Lincoln's most significant crimes against persons and property. The Criminal Investigations Team is fortunate to have access to two polygraph examiners whom assist with investigations and pre-employment interviews. Specialized units help to complete the team.



NARCOTICS UNIT



The Narcotics Unit is an interagency task force composed of officers from the Lincoln Police Department, Lancaster County Sheriff's Office and the University of Nebraska Police Department. The Narcotics Unit works cooperatively with several other State and Federal agencies. Supervised by Captain Chris Peterson, the narcotics unit conducts investigations into drug trafficking and other drug law violations with an emphasis on mid and upper level drug dealers. A gang analyst is also assigned to the unit to track known gang populations and crimes associated with suspected gang members.

EDUCATION & PERSONNEL

SGT. KINGHORN | SGT. REITAN | SGT. ROEDER | OFC. BRODD | OFC. GROVES | OFC. HOEFER | OFC. LLOYD | OFC. PITTS | OFC. TANGEN

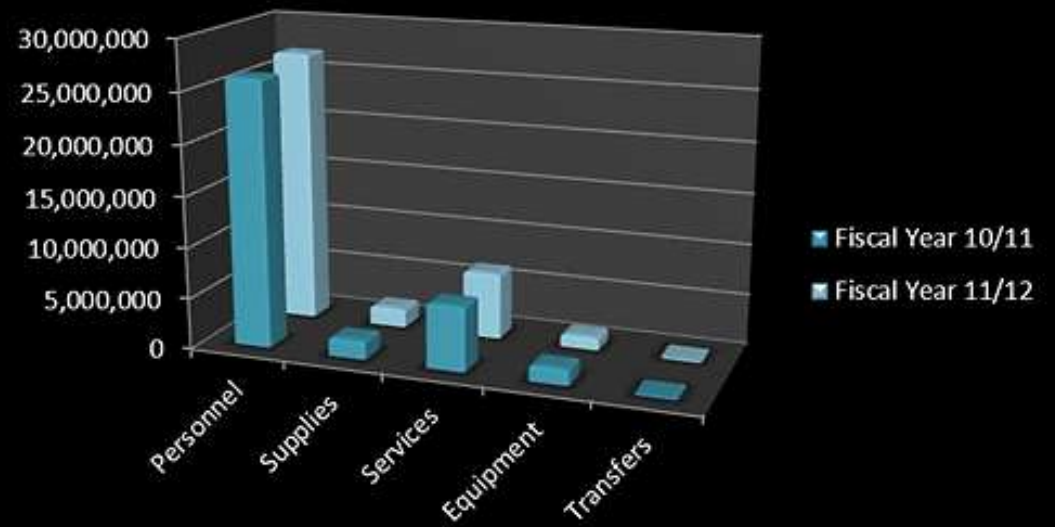
The Education and Personnel Unit provides a wide variety of services related to training and human resources. This includes the extensive task of recruitment and hiring of police recruits, conducting police training academies, providing in-service and elective training for veteran officers. The unit also administers the Neighborhood Watch and Business Watch programs and provides numerous crime prevention presentations and special projects. Captain Genelle Moore, who commands the unit, has continued to challenge her staff to provide high quality training and a maximum amount of services for a minimal amount of expenditure.



DEPARTMENT *BUDGET*

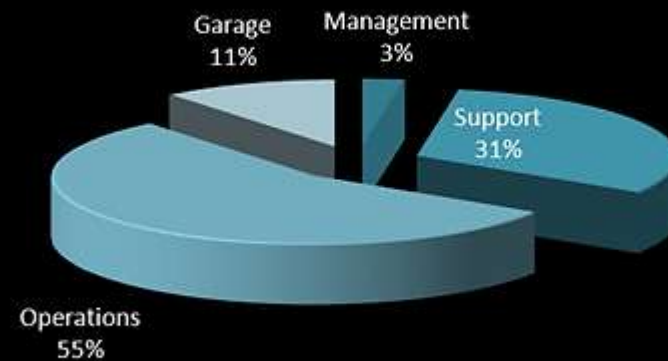
FISCAL YEAR 2010-2011 \$36,150,119

FISCAL YEAR 2011-2012 \$36,801,656



EXPENDITURES BY DIVISION

| | |
|------------|---------------|
| OPERATIONS | \$ 19,806,939 |
| SUPPORT | \$ 11,592,231 |
| GARAGE | \$ 4,264,141 |
| MANAGEMENT | \$ 1,138,345 |



PERSONNEL ALLOCATION

| COMMISSIONED PERSONNEL | MANAGEMENT | OPERATIONS | SUPPORT | TOTAL |
|------------------------|-------------|---------------|--------------|---------------|
| Chief of Police | 1.00 | - | - | 1.00 |
| Assistant Chief | - | - | 1.00 | 1.00 |
| Captain | 1.00 | 11.00 | 3.00 | 15.00 |
| Sergeant | 3.00 | 31.00 | 17.00 | 51.00 |
| Police Officer | 1.00 | 196.90 | 48.00 | 245.90 |
| Subtotal | 6.00 | 238.90 | 69.00 | 313.90 |

| CIVILIAN PERSONNEL | MANAGEMENT | OPERATIONS | SUPPORT | TOTAL |
|--|-------------|---------------|---------------|---------------|
| Account Clerk II | - | - | 1.00 | 1.00 |
| Account Clerk III | - | - | 1.00 | 1.00 |
| Administrative Officer | - | - | 1.00 | 1.00 |
| Audio Video Technician | - | - | 1.00 | 1.00 |
| Automotive Mechanic | - | - | 7.00 | 7.00 |
| Automotive Service Worker | - | - | 4.00 | 4.00 |
| Crime Analysis Manager | - | - | 1.00 | 1.00 |
| Crime Analyst | - | - | 1.00 | 1.00 |
| Crime Analyst Technician | - | - | 3.00 | 3.00 |
| Executive Secretary | 1.00 | - | - | 1.00 |
| Garage Supervisor | - | - | 1.00 | 1.00 |
| ID Lab Manager | - | - | 1.00 | 1.00 |
| ID Lab Specialist | - | - | 2.00 | 2.00 |
| ID Lab Technician | - | - | 0.75 | 0.75 |
| Computer Support Specialist I | 2.00 | - | - | 2.00 |
| Office Operations Specialist | - | - | 1.00 | 1.00 |
| Office Specialist | - | - | 1.00 | 1.00 |
| Police Fleet Manager | - | - | 1.00 | 1.00 |
| Police Property & Evidence Manager | - | - | 1.00 | 1.00 |
| Police Records Manager | - | - | 1.00 | 1.00 |
| Police Records Supervisor | - | - | 3.00 | 3.00 |
| Police Records Technician | - | - | 24.63 | 24.63 |
| Police Service Specialist (PSS) | - | - | 14.00 | 14.00 |
| Professional/Technical Workers (on call) | - | - | 3.38 | 3.38 |
| Property & Evidence Technician | - | - | 4.00 | 4.00 |
| Public Service Officer (PSO) | - | 4.00 | - | 4.00 |
| Senior Office Assistant | - | - | 1.00 | 1.00 |
| Service Desk Manager | - | - | 1.00 | 1.00 |
| Service Desk Supervisor | - | - | 2.00 | 2.00 |
| Stores Clerk II | - | - | 1.00 | 1.00 |
| Systems Specialist II | - | - | 1.00 | 1.00 |
| Systems Supervisor | - | - | 1.00 | 1.00 |
| Subtotal | 3.00 | 4.00 | 85.76 | 92.76 |
| Department Base | 9.00 | 242.90 | 154.76 | 406.66 |

| GRANTS-IN-AID | MANAGEMENT | OPERATIONS | SUPPORT | TOTAL |
|--------------------------|-------------|---------------|---------------|---------------|
| Police Officer | - | 5.00 | - | 5.00 |
| Victim/Witness Manager | - | - | 1.00 | 1.00 |
| Victim/Witness Assistant | - | 0.73 | 2.00 | 2.73 |
| Subtotal | 0.00 | 5.73 | 3.00 | 8.73 |
| TOTAL | 9.00 | 248.63 | 157.76 | 415.39 |



SALARY SCHEDULE

FISCAL YEAR 2011-2012

COMMISSIONED PERSONNEL

| | MINIMUM | MAXIMUM |
|-----------------|----------|-----------|
| Chief of Police | \$55,950 | \$157,500 |
| Assistant Chief | \$76,244 | \$127,668 |
| Captain | \$63,057 | \$105,584 |
| Sergeant | \$55,585 | \$72,812 |
| Police Officer | \$42,621 | \$62,610 |

CIVILIAN PERSONNEL

| | | |
|------------------------------------|----------|----------|
| Account Clerk II | \$31,717 | \$40,358 |
| Account Clerk III | \$35,170 | \$44,744 |
| Administrative Officer | \$50,893 | \$67,884 |
| Audio Video Technician | \$39,615 | \$50,587 |
| Automotive Mechanic | \$36,397 | \$46,309 |
| Automotive Service Worker | \$30,646 | \$38,991 |
| Crime Analysis Manager | \$51,656 | \$68,904 |
| Crime Analyst | \$45,741 | \$58,412 |
| Crime Analysis Technician | \$33,978 | \$43,228 |
| Executive Secretary | \$44,304 | \$56,557 |
| Forensic Lab Manager | \$50,754 | \$84,982 |
| Garage Supervisor | \$46,171 | \$61,584 |
| ID Lab Specialist | \$49,150 | \$62,764 |
| ID Lab Technician | \$42,540 | \$54,325 |
| Microcomputer Support Specialist I | \$45,065 | \$57,549 |
| Office Operations Specialist | \$39,031 | \$49,840 |
| Office Specialist | \$31,717 | \$40,358 |
| Police Fleet Manager | \$51,656 | \$68,904 |
| Police Property & Evidence Manager | \$51,656 | \$68,904 |
| Police Records Manager | \$51,656 | \$68,904 |
| Police Records Supervisor | \$39,615 | \$50,587 |
| Police Records Technician | \$28,610 | \$36,397 |
| Police Services Specialist | \$30,646 | \$38,991 |
| Professional/Technical Worker | \$23,712 | \$52,000 |
| Property & Evidence Technician | \$32,828 | \$41,770 |
| Public Service Officer | \$28,610 | \$36,397 |
| Senior Office Assistant | \$28,610 | \$36,397 |
| Service Desk Manager | \$51,656 | \$68,904 |
| Service Desk Supervisor | \$39,615 | \$50,587 |
| Stores Clerk II | \$32,828 | \$41,770 |
| Systems Specialist II | \$45,741 | \$58,412 |
| Systems Supervisor | \$50,754 | \$84,982 |
| Victim/Witness Assistant | \$30,338 | \$38,740 |
| Victim/Witness Manager | \$46,864 | \$62,508 |



DASHBOARD INDICATORS

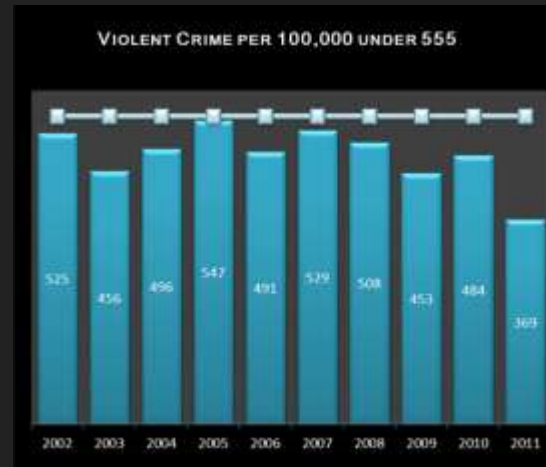
In 2008, the City of Lincoln began its long-term commitment to moving away from incremental budgeting and toward outcome-based budgeting. In outcomes-based budgeting, city priorities and performance criteria are identified and assessed with active input from residents. The Lincoln Police Department plays an integral part in two areas seen as priorities for the City of Lincoln: Safety and Security and Livable Neighborhoods. This dashboard presents the status of the Lincoln Police Department's performance indicators, measuring progress toward the City goals.

CITY OF LINCOLN OUTCOME PRIORITY 1: SAFETY AND SECURITY

PRIORITY GOAL 1: MAINTAIN A LOW CRIME RATE

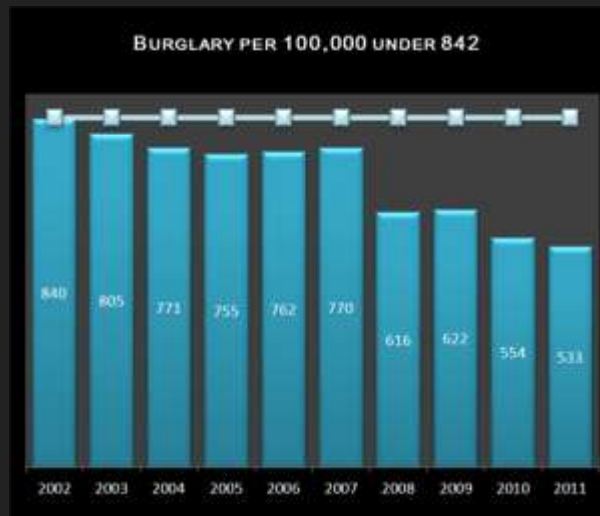
Progress Indicator 1:

Maintain a violent crime rate 25% under the average for similar-sized cities. (555 offenses per 100,000 residents)



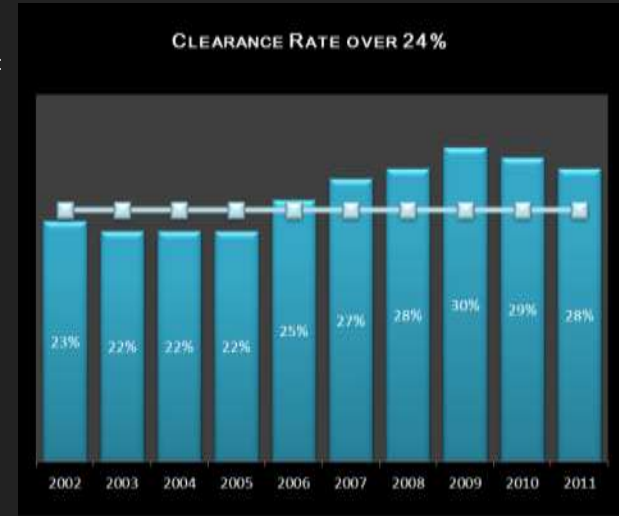
Progress Indicator 2:

Maintain a burglary rate of no more than 842 offenses per 100,000 residents. 20% below the average for all cities within 50,000 of Lincoln's population)



Progress Indicator 3:

Maintain a case clearance rate of at least 24%. (the national average is 20%)



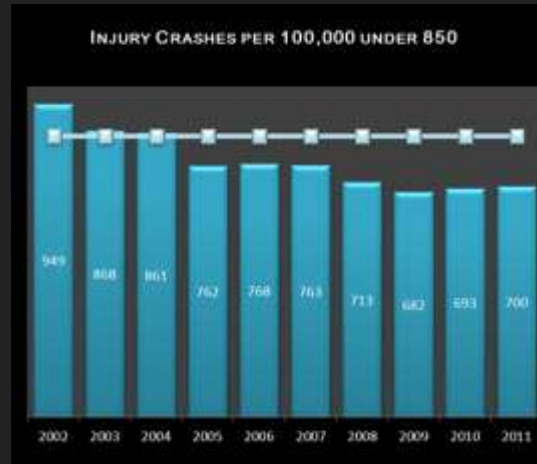
DASHBOARD *INDICATORS*

CITY OF LINCOLN OUTCOME PRIORITY 1: SAFETY AND SECURITY

PRIORITY GOAL 3: TRAFFIC SAFETY

Progress Indicator 1:

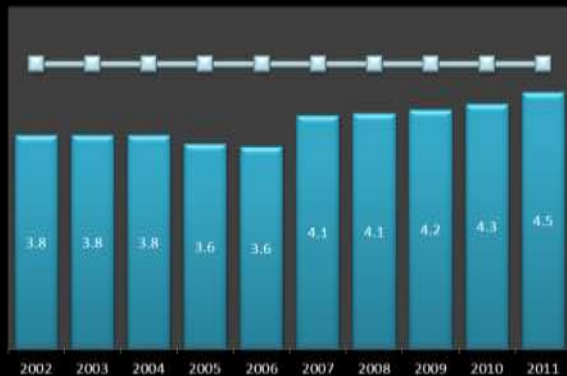
Maintain an injury traffic crash rate of no more than 850 crashes per 100,000 residents.



CITY OF LINCOLN OUTCOME PRIORITY 4: LIVABLE NEIGHBORHOODS

PRIORITY GOAL 2: REDUCE NEIGHBORHOOD DISORDER BY PROVIDING SERVICES THAT ABATE NUISANCES, SOLVE ISSUES, RESOLVE CONFLICT AND SUPPORT THE QUALITY OF LIFE.

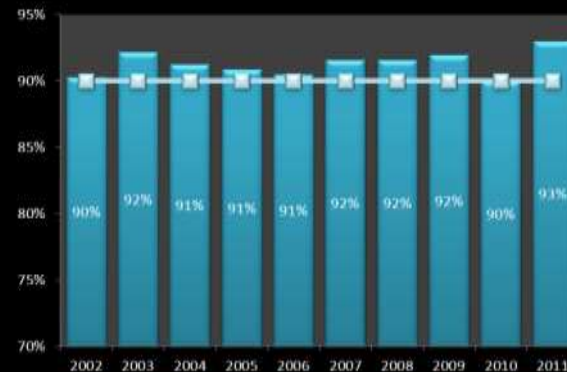
RESPONSE TIME UNDER 5 MINUTES



Progress Indicator 1:

Maintain an average response time to all priority one and priority two dispatches of no more than 5 minutes.

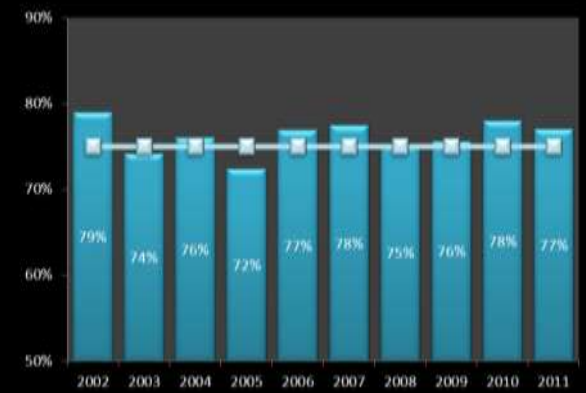
PROFESSIONAL PERFORMANCE OVER 90%



Progress Indicator 2:

Maintain an average score of 90% in response to the Lincoln Police Quality Service Audit question: "Was the officer's performance professional in every way?"

SAFE & SECURE OVER 75%



Progress Indicator 3:

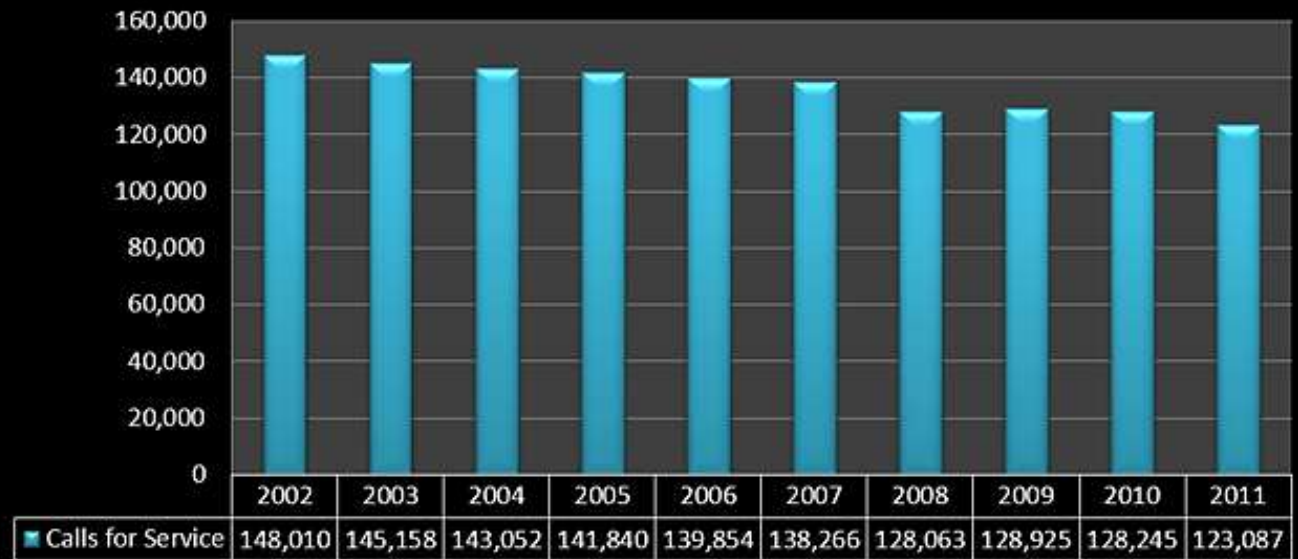
Maintain a positive response rate of 75% on the Lincoln Police Quality Service Audit question: "How safe and secure do you feel in the neighborhood where you live?"

CALLS FOR SERVICE

SELECTED CALLS FOR SERVICE 2011

| | |
|----------------------|--------|
| ACCIDENT | 8,597 |
| ASSAULT | 4,564 |
| ASSAULT ON OFFICER | 47 |
| CHILD ABUSE | 2,387 |
| DISTURBANCE | 17,476 |
| DOMESTIC DISTURBANCE | 3,984 |
| LARCENY | 8,583 |
| MEDICAL EMERGENCY | 1,396 |
| MISSING PERSON | 2,262 |
| NARCOTICS | 2,479 |
| PARKING | 6,493 |
| PROWLER | 6,020 |
| SPECIAL SERVICE | 2,951 |
| WARRANT | 916 |
| WEAPONS VIOLATION | 270 |

TEN YEAR TREND

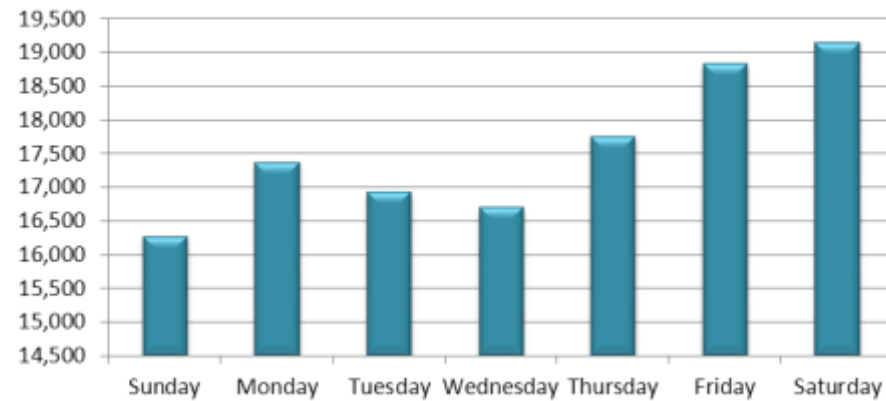


CALLS FOR SERVICE

BY DAY OF WEEK, MONTH OF YEAR

| | |
|-----------|--------|
| SUNDAY | 16,289 |
| MONDAY | 17,363 |
| TUESDAY | 16,940 |
| WEDNESDAY | 16,715 |
| THURSDAY | 17,764 |
| FRIDAY | 18,833 |
| SATURDAY | 19,158 |

DAY OF WEEK



| | |
|-----------|--------|
| JANUARY | 9,518 |
| FEBRUARY | 8,593 |
| MARCH | 9,650 |
| APRIL | 10,249 |
| MAY | 11,277 |
| JUNE | 11,390 |
| JULY | 11,427 |
| AUGUST | 11,668 |
| SEPTEMBER | 10,849 |
| OCTOBER | 10,572 |
| NOVEMBER | 9,145 |
| DECEMBER | 8,749 |

MONTH OF YEAR



CALLS FOR SERVICE

BY HOUR OF DAY, DAY OF WEEK

| TIME | SUNDAY | MONDAY | TUESDAY | WEDNESDAY | THURSDAY | FRIDAY | SATURDAY | TOTAL |
|------|--------|--------|---------|-----------|----------|--------|----------|-------|
| 0000 | 1,074 | 559 | 596 | 505 | 608 | 653 | 1,052 | 5,047 |
| 0100 | 1,032 | 473 | 467 | 484 | 576 | 644 | 1,029 | 4,705 |
| 0200 | 1,087 | 459 | 398 | 381 | 572 | 640 | 1,092 | 4,629 |
| 0300 | 763 | 295 | 289 | 306 | 333 | 404 | 742 | 3,132 |
| 0400 | 479 | 201 | 194 | 183 | 182 | 257 | 437 | 1,933 |
| 0500 | 292 | 193 | 213 | 175 | 180 | 154 | 322 | 1,529 |
| 0600 | 250 | 236 | 279 | 184 | 243 | 226 | 265 | 1,683 |
| 0700 | 288 | 537 | 452 | 468 | 498 | 484 | 353 | 3,080 |
| 0800 | 347 | 689 | 684 | 643 | 700 | 682 | 490 | 4,235 |
| 0900 | 416 | 759 | 834 | 749 | 724 | 762 | 630 | 4,874 |
| 1000 | 564 | 846 | 791 | 736 | 810 | 793 | 703 | 5,243 |
| 1100 | 601 | 887 | 808 | 789 | 881 | 874 | 773 | 5,613 |
| 1200 | 722 | 877 | 889 | 906 | 928 | 921 | 812 | 6,055 |
| 1300 | 704 | 951 | 969 | 976 | 981 | 963 | 792 | 6,336 |
| 1400 | 686 | 965 | 1,028 | 937 | 978 | 1,008 | 818 | 6,420 |
| 1500 | 766 | 1,093 | 1,104 | 1,139 | 1,150 | 1,138 | 915 | 7,305 |
| 1600 | 794 | 1,160 | 1,084 | 1,150 | 1,159 | 1,145 | 905 | 7,397 |
| 1700 | 827 | 1,095 | 1,086 | 1,154 | 1,141 | 1,201 | 995 | 7,499 |
| 1800 | 829 | 985 | 989 | 911 | 982 | 993 | 889 | 6,578 |
| 1900 | 787 | 951 | 907 | 936 | 953 | 967 | 916 | 6,417 |
| 2000 | 789 | 906 | 816 | 866 | 833 | 939 | 1,031 | 6,180 |
| 2100 | 743 | 822 | 763 | 800 | 834 | 927 | 1,016 | 5,905 |
| 2200 | 747 | 788 | 713 | 716 | 787 | 1,030 | 1,064 | 5,845 |
| 2300 | 702 | 636 | 587 | 621 | 731 | 1,028 | 1,117 | 5,422 |

This temporal heat chart displays calls for service by hour of day and day of week. This reveals trends or patterns in activity to allow better staffing and use of resources. The cool colors (blues) represent slower times. The colors gradually get warmer as the numbers increase, until reaching red – the hottest, busiest time for officers.

CRIME STATISTICS

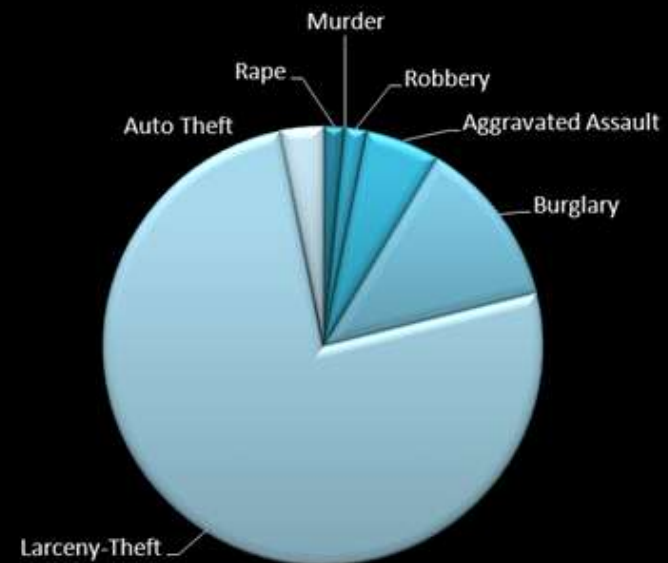
| | 2010 | 2011 | DIFFERENCE | CLEARED | PERCENT CLEARED |
|-------------------------|--------|--------|------------|---------|--------------------|
| PART 1 OFFENSES | | | | | |
| MURDER | 3 | 4 | + 33.3 % | 4 | 100 % |
| RAPE | 144 | 170 | + 18.1 % | 21 | 12.4 % |
| ROBBERY | 178 | 176 | - 1.1 % | 57 | 32.4 % |
| FELONY ASSAULT | 927 | 603 | - 35.0 % | 367 | 60.9 % |
| BURGLARY-RESIDENTIAL | 1,116 | 1,069 | - 4.2 % | 101 | 9.4 % |
| BURGLARY-COMMERCIAL | 315 | 305 | - 3.2 % | 29 | 9.5 % |
| LARCENY | 8,367 | 8,365 | - 0.0 % | 2,352 | 28.1 % |
| AUTO THEFT | 340 | 346 | + 1.8 % | 106 | 30.6 % |
| TOTAL | 11,389 | 11,038 | - 3.1 % | 3,037 | 27.5 % |
| PART 2 OFFENSES | | | | | |
| FORGERY | 549 | 369 | - 32.8 % | 203 | 55.0 % |
| FRAUD | 1,973 | 1,511 | - 23.4 % | 435 | 28.8 % |
| VANDALISM | 4,369 | 4,050 | - 7.3 % | 806 | 19.9 % |
| SEX OFFENSES | 510 | 535 | + 4.9 % | 197 | 36.8 % |
| MISDEMEANOR ASSAULT | 3,781 | 3,893 | + 3.0 % | 2,329 | 59.8 % |
| TOTAL | 11,182 | 10,358 | - 7.4 % | 3,970 | 38.3 % |
| OTHER SELECTED OFFENSES | | | | | |
| LARCENY/SHOPLIFTING | 1,738 | 1,994 | + 14.7 % | 1,572 | 78.1 % |
| LARCENY/BICYCLE | 535 | 505 | - 5.5 % | 52 | 10.3 % |
| LARCENY FROM AUTO | 2,937 | 2,761 | - 6.0 % | 215 | 7.8 % |
| WEAPONS VIOLATIONS | 215 | 285 | + 32.6 % | 285 | 100 % |

PART 1 INDEX CRIMES

2002 - 2011

| | 2002 | 2003 | 2004 | 2005 | 2006 | 2007 | 2008 | 2009 | 2010 | 2011 |
|------------------------|---------------|---------------|---------------|---------------|---------------|---------------|---------------|---------------|---------------|---------------|
| MURDER | 6 | 4 | 6 | 4 | 5 | 6 | 4 | 4 | 3 | 4 |
| RAPE | 97 | 96 | 126 | 110 | 108 | 114 | 111 | 126 | 144 | 170 |
| ROBBERY | 177 | 146 | 191 | 225 | 154 | 167 | 217 | 190 | 178 | 176 |
| AGGRAVATED ASSAULT | 947 | 837 | 866 | 989 | 937 | 1,029 | 946 | 836 | 927 | 603 |
| BURGLARY - RESIDENTIAL | 1,380 | 1,286 | 1,312 | 1,272 | 1,310 | 1,456 | 1,218 | 1,231 | 1,116 | 1,069 |
| BURGLARY - COMMERCIAL | 584 | 626 | 538 | 559 | 559 | 460 | 331 | 355 | 315 | 305 |
| LARCENY/THEFT | 11,005 | 10,795 | 10,596 | 10,108 | 9,649 | 9,421 | 8,203 | 7,912 | 8,367 | 8,365 |
| AUTO THEFT | 513 | 469 | 405 | 404 | 404 | 410 | 351 | 271 | 340 | 346 |
| TOTAL | 14,709 | 14,259 | 14,041 | 13,671 | 13,126 | 13,063 | 11,381 | 10,925 | 11,389 | 11,038 |

| | DIFFERENCE 2010-2011 | DIFFERENCE 2002-2011 |
|------------------------|-------------------------|-------------------------|
| MURDER | + 33.3 % | - 33.3 % |
| RAPE | + 18.1 % | + 75.3 % |
| ROBBERY | - 1.1 % | - 0.6 % |
| AGGRAVATED ASSAULT | - 35.0 % | - 36.3 % |
| BURGLARY - RESIDENTIAL | - 4.2 % | - 22.5 % |
| BURGLARY - COMMERCIAL | - 3.2 % | - 47.8 % |
| LARCENY/THEFT | - 0.0 % | - 24.0 % |
| AUTO THEFT | + 1.8 % | - 32.6 % |
| TOTAL | - 3.1 % | - 25.0 % |



OFFICIAL TRAFFIC CITATIONS

| OFFICIAL TRAFFIC VIOLATION CITATIONS | 2010 | 2011 | DIFFERENCE |
|--|---------------|---------------|----------------|
| HAZARDOUS | | | |
| SPEED | 14,183 | 16,066 | + 13.3 % |
| FAIL TO YIELD RIGHT OF WAY (VEHICLE) | 1,112 | 1,110 | - 0.2 % |
| FAIL TO YIELD RIGHT OF WAY (PEDESTRIAN) | 42 | 38 | - 9.5 % |
| DRIVE LEFT OF CENTER | 50 | 26 | - 48.0 % |
| IMPROPER OVERTAKING | 43 | 43 | 0 % |
| VIOLATION OF STOP SIGN | 1,163 | 944 | - 18.8 % |
| SCHOOL BUS/STOP | 5 | 8 | + 60.0% |
| TRAFFIC SIGNAL | 1,876 | 1,806 | - 3.7 % |
| FOLLOW TOO CLOSE | 492 | 521 | + 5.9 % |
| IMPROPER TURN | 415 | 483 | + 16.4 % |
| NEGLIGENT DRIVING | 4,027 | 3,721 | - 7.6 % |
| DEFECTIVE BRAKES | 2 | 7 | + 250 % |
| DRUNK DRIVING | 1,960 | 1,875 | - 4.3 % |
| OTHER HAZARDOUS | 1,658 | 1,997 | + 20.4 % |
| TOTAL HAZARDOUS | 27,028 | 28,645 | + 6.0 % |
| Non-Hazardous | | | |
| SUSPENDED LICENSE | 2,723 | 2,877 | + 5.7 % |
| DRIVER'S LICENSE | 2,994 | 3,010 | + 0.5 % |
| IMPROPER REGISTRATION | 6,429 | 6,352 | - 1.2 % |
| MUFFLER/NOISE | 134 | 116 | - 13.4 % |
| LIGHTS | 623 | 720 | + 15.6 % |
| SEATBELT/CHILD RESTRAINT | 4,516 | 5,031 | + 11.4 % |
| IMPLIED CONSENT/REFUSAL | 200 | 171 | - 14.5 % |
| OTHER NON-HAZARDOUS | 3,931 | 3,950 | + 0.5 % |
| TOTAL Non-HAZARDOUS | 21,550 | 22,227 | + 3.1 % |
| TOTAL TRAFFIC VIOLATION CITATIONS | 48,578 | 50,872 | + 2.6 % |



TRAFFIC ACCIDENT CITATIONS

| TRAFFIC ACCIDENT VIOLATION CITATIONS | 2010 | 2011 | DIFFERENCE |
|---|--------------|--------------|----------------|
| HAZARDOUS | | | |
| SPEED | 11 | 12 | + 9.1 % |
| FAIL TO YIELD RIGHT OF WAY (VEHICLE) | 908 | 915 | + 0.8 % |
| FAIL TO YIELD RIGHT OF WAY (PEDESTRIAN) | 31 | 28 | - 9.7 % |
| DRIVE LEFT OF CENTER | 5 | 3 | - 40.0 % |
| IMPROPER OVERTAKING | 5 | 7 | + 40.0 % |
| VIOLATION OF STOP SIGN | 28 | 31 | + 10.7 % |
| TRAFFIC SIGNAL | 225 | 236 | + 4.9 % |
| FOLLOW TOO CLOSE | 449 | 478 | + 6.5 % |
| IMPROPER TURN | 89 | 99 | + 11.2 % |
| NEGLIGENT DRIVING | 2,976 | 2,713 | - 8.8 % |
| DEFECTIVE BRAKES | 2 | 4 | + 100 % |
| DRUNK DRIVING | 266 | 248 | + 11.7 % |
| OTHER HAZARDOUS | 615 | 712 | + 15.8 % |
| TOTAL HAZARDOUS | 5,610 | 5,486 | - 2.2 % |
| NON-HAZARDOUS | | | |
| SUSPENDED LICENSE | 266 | 225 | - 15.4 % |
| DRIVER'S LICENSE | 484 | 485 | + 0.2 % |
| IMPROPER REGISTRATION | 218 | 186 | - 14.7 % |
| MUFFLER/NOISE | 0 | 1 | + 100 % |
| LIGHTS | 5 | 8 | + 60.0 % |
| SEATBELT/CHILD RESTRAINT | 70 | 68 | - 2.9 % |
| IMPLIED CONSENT | 23 | 35 | + 52.2 % |
| OTHER NON-HAZARDOUS | 448 | 459 | + 2.4 % |
| TOTAL NON-HAZARDOUS | 1,514 | 1,467 | - 3.1 % |
| TOTAL TRAFFIC ACCIDENT VIOLATION CITATIONS | 7,124 | 6,953 | - 2.4 % |



PARKING & WARNING CITATIONS

| | 2010 | 2011 | DIFFERENCE |
|--|--------|--------|------------|
| WARNING CITATIONS | | | |
| SPEEDING | 6,844 | 8,391 | + 22.6 % |
| PARKING | 860 | 690 | - 19.8 % |
| TRAFFIC SIGNAL | 1,111 | 1,270 | + 14.3 % |
| STOP SIGN | 1,077 | 1,205 | + 11.9 % |
| NEGLIGENT DRIVING | 871 | 953 | + 9.4 % |
| IMPROPER TURN | 1,533 | 1,910 | + 24.6 % |
| FAIL TO YIELD RIGHT OF WAY (VEHICLE) | 306 | 378 | + 23.5 % |
| FAIL TO YIELD RIGHT OF WAY (PEDESTRIAN) | 2 | 1 | - 50.0 % |
| CHILD RESTRAINTS | 7 | 7 | 0 % |
| SPEEDING (SCHOOL) | 8 | 42 | + 425 % |
| UNNECESSARY NOISE (TIRES) | 7 | 8 | + 14.3 % |
| UNNECESSARY NOISE (EXHAUST) | 315 | 212 | - 32.7 % |
| NO PROOF OF FINANCIAL RESPONSIBILITY | 4,737 | 5,305 | + 12.0 % |
| NO VALID REGISTRATION | 4,229 | 3,691 | - 12.7 % |
| SKATEBOARD | 6 | 15 | + 150 % |
| OTHER | 6,999 | 7,921 | + 13.2 % |
| TOTAL WARNING CITATIONS ISSUED | 45,945 | 50,116 | + 9.1 % |
| PARKING CITATIONS | | | |
| WARNING CITATIONS | 2,102 | 2,149 | + 2.2 % |
| PARKING TICKETS | 11,336 | 13,605 | + 20.0 % |
| TOTAL PARKING CITATIONS ISSUED | 13,438 | 15,754 | + 17.2 % |



CRIMINAL ARRESTS

| MISDEMEANOR CITATIONS | 2010 | 2011 | DIFFERENCE |
|---------------------------------|---------------|---------------|----------------|
| CONSUMING ALCOHOL IN PUBLIC | 1,477 | 1,302 | - 11.8 % |
| MINOR IN POSSESSION | 1,542 | 1,412 | - 8.4 % |
| ASSAULT | 1,875 | 2,009 | + 7.1 % |
| TRESPASS | 1,064 | 1,205 | + 13.2 % |
| THEFT | 1,001 | 1,214 | + 21.3 % |
| DISTURBING THE PEACE | 1,463 | 1,469 | + 0.4 % |
| PROPERTY DAMAGE | 733 | 720 | - 1.8 % |
| RESISTING ARREST | 315 | 333 | + 5.7 % |
| HITCHHIKING | 0 | 1 | + 100 % |
| USING IDENTIFICATION OF ANOTHER | 5 | 10 | + 100 % |
| POSSESSION OF MARIJUANA | 1,191 | 1,194 | + 0.2 % |
| OTHER | 11,872 | 10,854 | - 8.6 % |
| TOTAL | 22,548 | 21,735 | - 3.6 % |

FELONY ARRESTS

| | | | |
|------------------------------------|--------------|--------------|----------------|
| FELONY ASSAULT | 183 | 146 | - 20.2 % |
| BURGLARY | 148 | 123 | - 16.9 % |
| CHILD ABUSE | 23 | 12 | - 47.8 % |
| ROBBERY | 81 | 85 | + 4.9 % |
| SEXUAL ASSAULT ON A CHILD | 38 | 28 | - 26.3 % |
| SEXUAL ASSAULT - 1ST DEGREE | 29 | 38 | + 31.0 % |
| TERRORISTIC THREATS | 69 | 66 | - 4.3 % |
| USE OF A WEAPON TO COMMIT A FELONY | 100 | 116 | + 16.0 % |
| OTHER FELONY ARRESTS | 1,582 | 1,665 | + 5.2 % |
| TOTAL | 2,253 | 2,279 | + 1.1 % |



TRAFFIC ACCIDENT SUMMARY

| BICYCLE ACCIDENTS | 2010 | 2011 | DIFFERENCE |
|---------------------------|------|------|------------|
| PROPERTY DAMAGE ACCIDENTS | 27 | 19 | - 29.6 % |
| INJURY ACCIDENTS | 112 | 130 | + 16.1 % |
| FATALITY ACCIDENTS | 0 | 0 | 0 % |
| TOTAL KILLED | 0 | 0 | 0 % |
| TOTAL ACCIDENTS | 139 | 159 | + 14.4 % |

| MOTORCYCLE TRAFFIC ACCIDENTS | | | |
|------------------------------|-----|-----|----------|
| PROPERTY DAMAGE ACCIDENTS | 29 | 29 | 0 % |
| INJURY ACCIDENTS | 96 | 103 | + 7.3 % |
| FATALITY ACCIDENTS | 3 | 2 | - 33.3 % |
| TOTAL KILLED | 3 | 2 | - 33.3 % |
| TOTAL ACCIDENTS | 128 | 134 | + 4.7 % |

| PEDESTRIAN TRAFFIC ACCIDENTS | | | |
|------------------------------|----|----|---------|
| PROPERTY DAMAGE ACCIDENTS | 3 | 3 | 0 % |
| INJURY ACCIDENTS | 95 | 89 | - 6.3 % |
| FATALITY ACCIDENTS | 0 | 2 | + 100 % |
| TOTAL KILLED | 0 | 2 | + 100 % |
| TOTAL ACCIDENTS | 98 | 94 | - 4.1 % |

| TRAIN ACCIDENTS | | | |
|---------------------------|---|---|-----|
| PROPERTY DAMAGE ACCIDENTS | 0 | 0 | 0 % |
| INJURY ACCIDENTS | 0 | 0 | 0 % |
| FATALITY ACCIDENTS | 0 | 0 | 0 % |
| TOTAL INJURED | 0 | 0 | 0 % |
| TOTAL KILLED | 0 | 0 | 0 % |
| TOTAL ACCIDENTS | 0 | 0 | 0 % |

| TRAFFIC ACCIDENTS | | | |
|---------------------------|-------|-------|----------|
| PROPERTY DAMAGE ACCIDENTS | 6,925 | 6,783 | - 2.1 % |
| INJURY ACCIDENTS | 1,790 | 1,807 | + 0.9 % |
| FATALITY ACCIDENTS | 7 | 10 | + 42.9 % |
| TOTAL KILLED | 7 | 10 | + 42.9 % |
| TOTAL ACCIDENTS | 8,722 | 8,597 | - 1.4 % |



UNIT STATISTICS

| | 2010 | 2011 | DIFFERENCE |
|--|-------------|----------|------------|
| CANINE UNIT | | | |
| NUMBER OF TRACKS | 141 | 121 | - 14.2 % |
| BUILDING SEARCHES | 24 | 29 | + 20.8 % |
| NARCOTIC SEARCHES | 197 | 114 | - 42.1 % |
| OTHER SEARCHES | 75 | 97 | + 29.3 % |
| CHAPLAINCY CORPS | | | |
| OFFICER ASSISTS | 62 | 72 | + 16.1 % |
| FIRE DEPARTMENT ASSISTS | 29 | 27 | - 6.9 % |
| TRANSPORTS | 45 | 44 | - 2.2 % |
| VOLUNTEER HOURS | 1253.9 | 1353 | + 7.9 % |
| CRIME ANALYSIS & CRIME STOPPERS | | | |
| TIPS RECEIVED | 1,833 | 1,913 | + 4.4 % |
| CASES CLEARED | 278 | 334 | + 20.1 % |
| ARRESTS (CUSTODIAL & CITATION) | 283 | 253 | - 10.6 % |
| DOLLAR RECOVERY (PROPERTY & NARCOTICS) | \$3,266,655 | \$37,700 | - 98.8 % |
| REWARD PAYMENTS AUTHORIZED | \$11,125 | \$10,950 | - 1.6 % |
| EDUCATION & PERSONNEL | | | |
| CRIME PREVENTION | | | |
| NEW NEIGHBORHOOD WATCH GROUPS | 15 | 18 | + 20.0 % |
| ACTIVE NEIGHBORHOOD WATCH GROUPS | 1,037 | 1,041 | + 0.4 % |
| NUMBER OF BUSINESS WATCH MEMBERS | 1,719 | 1,719 | 0 % |
| CRIME PREVENTION PRESENTATIONS | 818 | 150 | - 81.7 % |
| MEDIA PRESENTATIONS | 423 | 364 | - 13.9 % |
| CASES ENTERED ON CRIMESTOPPERS.COM | 254 | 369 | + 45.3 % |



UNIT STATISTICS

| | 2010 | 2011 | DIFFERENCE |
|--|-------|-------|------------|
| EDUCATION & PERSONNEL | | | |
| EMPLOYEE TURNOVER | 32 | 15 | - 53.1 % |
| NUMBER OF POLICE APPLICANT INTERVIEWS | 255 | 328 | + 28.6 % |
| POSITIONS FILLED INSIDE THE DEPARTMENT | 30 | 21 | - 30.0 % |
| POLICE OFFICERS HIRED | 24 | 16 | - 33.3 % |
| POLICE OFFICER APPLICANTS | 994 | 1,012 | + 1.8 % |
| PROMOTIONS | 4 | 5 | + 25.0 % |
| NON-COMMISSIONED | 0 | 0 | 0 % |
| SERGEANT | 3 | 2 | - 33.3 % |
| CAPTAIN | 1 | 2 | + 100 % |
| ASSISTANT CHIEF | 0 | 1 | + 100 % |
| ELECTRONIC CRIMES UNIT | | | |
| CHILD PORNOGRAPHY CASES | 46 | 32 | - 30.4 % |
| ARRESTS | 37 | 26 | - 29.7 % |
| FORENSIC EXAMS | 214 | 225 | + 5.1 % |
| SUBPOENAS | 121 | 85 | - 29.7 % |
| SEARCH WARRANTS | 21 | 23 | + 9.5 % |
| TRAINING SESSIONS/PRESENTATIONS | 7 | 6 | - 14.3 % |
| FEDERAL PROSECUTIONS | 7 | 9 | + 28.6 % |
| FAMILY CRIMES UNIT | | | |
| CHILD ABUSE/NEGLECT INVESTIGATIONS | 2,503 | 2,401 | - 4.1 % |
| RUNAWAY REPORTS, AGE 17 & UNDER | 1,655 | 1,647 | - 0.5 % |
| DOMESTIC VIOLENCE | | | |
| DOMESTIC ASSAULT REPORTS | 2,082 | 2,162 | + 3.8 % |
| PROTECTION ORDER VIOLATION REPORTS | 271 | 214 | - 21.0 % |
| PROTECTION ORDER VIOLATION ARRESTS | 152 | 167 | + 9.9 % |
| DOMESTIC DISTURBANCE CALLS | 3,971 | 3,984 | + 0.3 % |



UNIT STATISTICS

| | 2010 | 2011 | DIFFERENCE |
|--|-------|-------|------------|
| FORENSIC UNIT | | | |
| CASE REQUESTS RECEIVED | 2,459 | 2,508 | + 2.0 % |
| CASE REQUESTS COMPLETED | 2,603 | 2,650 | + 1.8 % |
| TEN PRINT CARDS PROCESSED(ARREST/APPLICANT) | 4,889 | 4,748 | - 2.9 % |
| LATENT PRINTS SEARCHED IN AFIS | 1,362 | 1,249 | - 8.3 % |
| LATENT PRINTS IDENTIFIED | 824 | 821 | - 0.4 % |
| AFIS HITS, NO SUSPECT | 162 | 184 | + 13.6 % |
| NON-AFIS IDENTIFICATIONS | 662 | 637 | - 3.8 % |
| QUESTIONED DOCUMENT CASES | 43 | 18 | - 58.1 % |
| SURVEILLANCE VIDEO ENHANCEMENT REQUESTS | 401 | 557 | + 38.9 % |
| ATF WEAPONS TRACED | 112 | 122 | + 8.9 % |
| INTERNAL AFFAIRS UNIT | | | |
| FORMAL COMPLAINTS INVESTIGATED | 20 | 14 | - 30.0 % |
| INFORMAL COMPLAINTS INVESTIGATED | 547 | 367 | - 32.9 % |
| INFORMAL INQUIRIES RECEIVED | 22 | 19 | - 13.6 % |
| MANAGEMENT SERVICES | | | |
| INSPECTIONS CONDUCTED | 7 | 6 | - 14.3 % |
| GENERAL ORDERS REVIEWED | 99 | 99 | 0 % |
| GENERAL ORDERS REWRITTEN | 18 | 15 | - 16.7 % |
| ACCREDITATION STANDARDS REVIEWED | 459 | 459 | 0 % |
| PLANNING | | | |
| MAJOR PLANNING PROJECTS | 18 | 26 | + 44.4 % |
| SURVEYS CONDUCTED | 24 | 21 | - 12.5 % |
| INFORMATION REQUESTS FROM OUTSIDE AGENCIES | 198 | 123 | - 37.9 % |
| GRANTS ADMINISTERED | 14 | 13 | - 7.1 % |



UNIT STATISTICS

| | 2010 | 2011 | DIFFERENCE |
|--|--------------|-----------|------------|
| NARCOTICS UNIT | | | |
| CASES INVESTIGATED | 611 | 530 | - 13.2 % |
| FELONS ARRESTED | 391 | 491 | + 25.6 % |
| MISDEMEANANTS ARRESTED | 281 | 368 | + 31.0 % |
| EST. STREET VALUE OF SUBSTANCES SEIZED | \$11,639,928 | \$789,146 | - 93.2 % |
| ESTIMATED PROPERTY SEIZED | \$420,399 | \$122,434 | - 70.9 % |
| ESTIMATED TOTAL VALUE SEIZED | \$12,060,388 | \$911,580 | - 92.4 % |
| POLICE GARAGE | | | |
| POLICE FLEET VEHICLES | 266 | 256 | - 3.8 % |
| MARKED CARS | 147 | 143 | - 2.7 % |
| UNMARKED CARS | 58 | 56 | - 3.4 % |
| BIKES | 28 | 24 | - 14.3 % |
| DOG VEHICLES | 5 | 5 | 0 % |
| GARAGE VEHICLES | 3 | 3 | 0 % |
| SUPPORT VEHICLES | 13 | 13 | 0 % |
| PARKING ENFORCEMENT | 4 | 4 | 0 % |
| TRAFFIC ENFORCEMENT | 8 | 8 | 0 % |
| NEW VEHICLES PURCHASED | 30 | 36 | + 20.0 % |
| TOTAL MILES DRIVEN | 2,409,465 | 2,478,197 | + 2.8 % |
| TOTAL FUEL USED (GALLONS) | 186,992 | 183,786 | - 1.7 % |
| GAS MILEAGE (MPG) | 12.9 | 13.5 | + 4.6 % |
| TOTAL CITY VEHICLES MAINTAINED | 283 | 295 | + 4.2 % |
| POLYGRAPH UNIT | | | |
| POLYGRAPH TESTS CONDUCTED | 51 | 35 | - 31.4 % |
| EMPLOYMENT RELATED | 29 | 20 | - 31.0 % |
| EDUCATIONAL | 3 | 2 | - 33.3 % |



UNIT STATISTICS

| | 2010 | 2011 | DIFFERENCE |
|-------------------------------------|--------|--------|------------|
| PROPERTY & EVIDENCE UNIT | | | |
| CASES RECEIVED | 35,854 | 37,356 | + 4.2 % |
| EVIDENCE | 13,574 | 14,738 | + 8.6 % |
| NON-EVIDENCE | 22,285 | 23,193 | + 4.1 % |
| CASES RELEASED, SOLD, DESTROYED | 30,585 | 37,297 | + 21.9 % |
| VEHICLES RECEIVED | 2,278 | 1,473 | - 35.3 % |
| VEHICLES RELEASED OR SOLD | 2,423 | 1,587 | - 34.5 % |
| BICYCLES RECEIVED | 806 | 729 | - 9.6 % |
| BICYCLES RELEASED OR SOLD | 757 | 755 | - 0.3 % |

RECORDS UNIT

| | | | |
|---------------------------------------|---------|---------|---------|
| INVESTIGATIVE REPORTS PROCESSED | 130,549 | 129,459 | - 0.8 % |
| ACCIDENT REPORTS PROCESSED | 8,722 | 8,597 | - 1.4 % |
| MISDEMEANOR CITATIONS PROCESSED | 24,609 | 23,249 | - 5.5 % |
| FELONY CITATIONS PROCESSED | 2,363 | 2,388 | + 1.1 % |
| SUPPLEMENTAL REPORTS/STATEMENTS TYPED | 6,606 | 6,337 | - 4.1 % |

SERVICE DESK

| | | | |
|--|---------|---------|----------|
| ACTIVE WARRANTS ON FILE (END OF YEAR) | 3,797 | 2,527 | - 33.4 % |
| NCIC/NCIS ENTRIES COMPLETED | 2,050 | 2,061 | + 0.5 % |
| BROADCASTS INITIATED | 5,312 | 5,350 | + 0.7 % |
| CRIMINAL HISTORY REQUESTS | 2,896 | 2,586 | - 10.7 % |
| REPORTS TAKEN | 3,899 | 3,472 | - 10.9 % |
| CRIME STOPPER CALLS | 639 | 616 | - 3.6 % |
| CITIZEN SERVICE REQUESTS VIA INTERNET | 356 | 370 | + 3.9 % |
| CAD CALLS FOR SERVICE | 21,635 | 19,322 | - 10.7 % |
| LETS MESSAGES | 799,042 | 770,811 | - 3.5 % |
| RADIO ACTIVITY (QUES WEEKLY) | 14,644 | 11,763 | - 19.7 % |
| WALK IN TRAFFIC | 1,704 | 1,512 | -11.3 % |
| VEHICLE TOW LOG | 7,088 | 6,683 | - 5.7 % |



UNIT STATISTICS

| | 2010 | 2011 | DIFFERENCE |
|--------------------------------------|-------------|-------------|------------|
| TECHNICAL INVESTIGATIONS UNIT | | | |
| TECHNICAL INVESTIGATION CASES | 257 | 224 | - 12.8 % |
| LIQUOR & VICE CASES | 129 | 224 | + 73.6 % |
| FORGERY CASES INVESTIGATED | 678 | 242 | - 62.6 % |
| FORGERY CASES CLEARED | 384 | 214 | - 44.3 % |
| FRAUD CASES INVESTIGATED | 214 | 238 | + 11.2 % |
| MISDEMEANOR ARRESTS | 85 | 102 | + 20.0 % |
| FELONY ARRESTS | 256 | 139 | - 45.7 % |
| ASSISTS TO OUTSIDE AGENCIES | 984 | 1,366 | + 38.8 % |
| DOLLAR LOSS INVESTIGATED | \$5,196,251 | \$9,205,391 | + 77.1 % |
| INFORMATION REPORTS | 172 | 117 | - 32.0 % |
| PRESENTATIONS TO THE COMMUNITY | 4 | 12 | + 200 % |
| ASSISTS TO LPD OFFICERS | 1,263 | 1,658 | + 31.3 % |
| VICTIM/WITNESS UNIT | | | |
| TOTAL INCIDENTS ELIGIBLE | 6,777 | 7,013 | + 3.5 % |
| VICTIM SERVICES | 27,152 | 31,316 | + 15.3 % |
| AVERAGE NUMBER OF VICTIM SERVICES | 4.01 | 4.04 | + 0.7 % |
| PROTECTION ORDER ASSISTS | 459 | 442 | - 3.7 % |
| VOLUNTEER HOURS DONATED | 394 | 0 | - 100 % |



DEPARTMENT

PERSONNEL



CHIEF

JAMES PESCHONG 01-06-1975

ASSISTANT CHIEF

BRIAN JACKSON 09-03-1987

CAPTAIN

DAVID BEGGS 04-16-1969

DOUGLAS SRB 08-27-1973

ROBERT KAWAMOTO 06-30-1975

JOY CITTA 01-08-1979

KIM KOLUCH 06-25-1979

GENELLE MOORE 08-18-1982

JAMES DAVIDSAVER 09-04-1986

JONATHAN SUNDERMEIER 09-04-1986

JOSEPH WRIGHT 09-04-1986

ANTHONY BUTLER 09-03-1987

MICHAEL WOOLMAN 09-03-1987

MARTIN FEHRINGER 09-08-1989

CHRIS PETERSON 09-05-1991

MICHON MORROW 12-11-1997

JASON STILLE 12-11-1997

SERGEANT

ELGIN KUHLMAN 11-25-1968

LARRY BARKSDALE 08-23-1971

JAMES BREEN 08-23-1971

GREGORY SORENSEN 08-28-1973

MICHAEL GARNETT 09-04-1973

MARK DOMANGUE 06-03-1974

RONALD KLEM 11-03-1974

ROBERT KUBICEK 10-27-1975

EDMUND SHERIDAN 01-05-1976

KENNETH KOZIOL 01-05-1978

SERGEANT

ROBERT ZIEMER 04-30-1979

THOMAS TOWLE 05-01-1981

SANDRA MYERS 12-17-1981

SAMUEL SANTACROCE 12-17-1981

DONALD ARP 08-18-1982

ANN HEERMANN 08-18-1982

JERI ROEDER 08-15-1984

TODD BEAM 09-05-1985

JOHN DONAHUE 09-04-1986

THOMAS HAMM 08-31-1988

ROBERT FARBER 09-08-1989

TERESA HRUZA 09-08-1989

VALERIE KINGHORN 09-08-1989

MARK MEYERSON 09-08-1989

GRANT RICHARDS 09-08-1989

DONALD SCHEINOST 09-08-1989

THOMAS WARD 09-08-1989

JEFF BUCHER 08-30-1990

DANNY REITAN 08-30-1990

RANDALL CLARK 09-05-1991

DESTRY JAEGER 09-05-1991

DAVID MUNN 09-05-1991

MARK UNVERT 09-05-1991

TIMOTHY KENNETT 04-02-1992

LUKE WILKE 04-02-1992

WILLIAM KOEPKE 06-25-1992

KATHLEEN PHILLIPS 04-08-1993

CHAD BARRETT 05-04-1995

DEANNA TOUPIN 12-11-1997

BRIAN AGNEW 06-18-1998

JON ARMSTRONG 06-18-1998

MAYDE MCGUIRE 06-18-1998

MICHAEL RIPLEY 06-18-1998

SERGEANT

TARRENCE VERNON 06-18-1998

JOHN WALSH 12-10-1998

CRAIG PRICE 06-10-1999

DAREN REYNOLDS 06-10-1999

SHANNON KARL 05-11-2000

MARK JAMES 12-07-2000

DUANE WINKLER 12-07-2000

RYAN WITZEL 06-07-2001

JASON GOODWIN 01-31-2002

OFFICER

JOHN PITTS 09-04-1973

SCOTT ARNOLD 03-07-1974

LARRY BRATT 11-18-1974

GREGORY SIMS 03-10-1975

STEVEN STANDLEY 06-01-1975

DOUGLAS SAITTA 05-01-1981

CHRIS LAIRD 12-17-1981

MICHAEL MARTIN 12-17-1981

WILLIAM SNOAD 12-17-1981

CLARK WITTWER 12-17-1981

JAMES ASHLEY 08-18-1982

MARK FLUITT 08-17-1983

RUSSELL LLOYD 08-17-1983

CHARLIE MARTI 09-05-1985

DONALD FOSLER 02-10-1986

DAVID DOMEIER 09-04-1986

KIRK MCANDREW 09-04-1986

CARLA CUE 09-03-1987

MARY LINGELBACH 09-03-1987

STEPHEN SCHELLPEPER 09-03-1987

TODD GROVES 08-31-1988

DAVID HENSEL 08-31-1988

DEPARTMENT

PERSONNEL



| OFFICER | DATE OF HIRE |
|------------------|--------------|
| BRIAN HOEFER | 08-31-1988 |
| PATRICK KNOPIK | 08-31-1988 |
| AARON MOORE | 08-31-1988 |
| MICHAEL SCHAAF | 08-31-1988 |
| KEVIN HINTON | 09-08-1989 |
| TODD HRUZA | 09-08-1989 |
| DONALD HUNT | 09-08-1989 |
| JULIE PUCKET | 09-08-1989 |
| DENNIS SCOTT | 09-08-1989 |
| TROY COCKLE | 08-30-1990 |
| GREGORY CODY | 08-30-1990 |
| RUSSELL FOSLER | 08-30-1990 |
| JOHN MCGAHAN | 08-30-1990 |
| EDWARD SIMPSON | 08-30-1990 |
| ROBERT SMITH | 08-30-1990 |
| MICHELLE POYER | 11-26-1990 |
| JOHN CLARKE | 09-05-1991 |
| NATHAN FLOOD | 09-05-1991 |
| JEFFREY HAHNE | 09-05-1991 |
| JENNIFER HURLEY | 09-05-1991 |
| ROBERT HURLEY | 09-05-1991 |
| COREY WEINMASTER | 09-05-1991 |
| JEROME BLOWERS | 06-25-1992 |
| MICHAEL HOLM | 06-25-1992 |
| BONNIE NICHOLS | 09-17-1992 |
| STEVEN NIEMEYER | 12-17-1992 |
| BRIAN WARD | 04-08-1993 |
| TODD KOCIAN | 07-01-1993 |
| MICHAEL PRATT | 07-01-1993 |
| FORREST DALTON | 09-23-1993 |
| TYLER DEAN | 09-23-1993 |
| BRYON PACHUNKA | 09-23-1993 |
| COURT CLELAND | 10-11-1993 |
| CHRIS EHRHORN | 12-27-1993 |
| JOHN BRANDL | 04-21-1994 |

| OFFICER | DATE OF HIRE |
|----------------------|--------------|
| STACY FITCH | 04-21-1994 |
| ROBERT MANGELS | 04-21-1994 |
| RICHARD FITCH | 06-29-1994 |
| MARIO ROBINSON | 06-29-1994 |
| LAUNA GROVES | 05-04-1995 |
| CASSANDRA BRIGGS | 10-12-1995 |
| CHRIS MILISITS | 10-12-1995 |
| JOSEPH YINDRICK, JR. | 10-12-1995 |
| TODD DANSON | 09-05-1996 |
| TIMOTHY ABELE | 05-29-1997 |
| JASON ADAMS | 05-29-1997 |
| SHANE ALESCH | 05-29-1997 |
| CHRIS CHAMPOUX | 05-29-1997 |
| KATHLEEN FLOOD | 05-29-1997 |
| MATTHEW FRANKEN | 05-29-1997 |
| JEFFREY HILLABRAND | 05-29-1997 |
| SHAWN KENNETT | 05-29-1997 |
| MICHAEL MUFF | 05-29-1997 |
| CONAN SCHAFER | 05-29-1997 |
| THOMAS STUMBO | 05-29-1997 |
| JEFFREY URKEVICH | 05-29-1997 |
| MICHAEL BARRY | 12-11-1997 |
| KENT BAUER | 12-11-1997 |
| MATTHEW BRODD | 12-11-1997 |
| MARIO HERRERA | 12-11-1997 |
| KRISSA KNOPIK | 12-11-1997 |
| CINDY KOENIG-WARNKE | 12-11-1997 |
| CHAD STALEY | 12-11-1997 |
| MATTHEW TANGEN | 12-11-1997 |
| STEVEN WHERRY | 12-11-1997 |
| ROBERT BRENNER | 06-18-1998 |
| BENJAMIN FAZ | 06-18-1998 |
| LYNETTE RUSSELL | 06-18-1998 |
| MATT VOSS | 06-18-1998 |
| ROBERT FERENCE | 09-08-1998 |

| OFFICER | DATE OF HIRE |
|------------------|--------------|
| CHILTON LEEDOM | 12-10-1998 |
| LANCE MAXWELL | 12-10-1998 |
| KENNETH MORROW | 12-10-1998 |
| CAMERON CLELAND | 03-22-1999 |
| CHAD BAEHR | 06-10-1999 |
| STEVEN WIESE | 06-10-1999 |
| JENNIFER WITZEL | 06-10-1999 |
| JONATHAN KOSSOW | 12-09-1999 |
| BROCK WAGNER | 12-09-1999 |
| TIMOTHY CRONIN | 05-11-2000 |
| JUSTIN DARLING | 05-11-2000 |
| JASON HELLMUTH | 05-11-2000 |
| NATE HILL | 05-11-2000 |
| TRAVIS LORE | 05-11-2000 |
| MELISSA RIPLEY | 05-11-2000 |
| ERIK RUNGE | 05-11-2000 |
| MATTHEW STEGMAN | 05-11-2000 |
| BRADLEY HULSE | 08-03-2000 |
| TROY AKSAMIT | 12-07-2000 |
| JASON BROWNELL | 12-07-2000 |
| CHRIS MONICO | 12-07-2000 |
| CHRIS WEBER | 12-07-2000 |
| KEITH WHITE | 12-07-2000 |
| FRANK FOSTER | 02-01-2001 |
| SCOTT WOLF | 02-01-2001 |
| TRAVIS AMEN | 06-07-2001 |
| TOM DOMANSKI | 06-07-2001 |
| BENJAMIN MILLER | 06-07-2001 |
| JEREMY WILHELM | 06-07-2001 |
| TRACY GRAHAM | 12-20-2001 |
| CHASSIDY JACKSON | 12-20-2001 |
| ALAN PICKERING | 12-20-2001 |
| MEGAN SCHREINER | 12-20-2001 |
| JESSE HILGER | 01-31-2002 |
| TY DENNEY | 06-06-2002 |

DEPARTMENT

PERSONNEL



| OFFICER | DATE OF HIRE |
|-------------------|--------------|
| DAVID MOODY | 06-06-2002 |
| ROBERT NORTON | 06-06-2002 |
| REED PAVELKA | 06-06-2002 |
| ERIN SPILKER | 06-06-2002 |
| JAMES QUANDT | 06-05-2003 |
| RICHARD ROH | 06-05-2003 |
| JARROD WOOD | 06-05-2003 |
| JASON WESCH | 07-31-2003 |
| RYAN DALE | 12-04-2003 |
| EMILY NOORDHOEK | 12-04-2003 |
| PATRICK TUCKER | 12-04-2003 |
| ANTHONY HOWE | 01-29-2004 |
| DAVID NELSON | 01-29-2004 |
| BRANDON DAY | 06-03-2004 |
| ANDREW NICHOLS | 06-03-2004 |
| GRANT POWELL | 06-03-2004 |
| ANDREW RIPLEY | 06-03-2004 |
| JUSTIN ROACH | 06-03-2004 |
| DAVID STROM | 06-03-2004 |
| CURTIS WOLBERT | 06-03-2004 |
| DAVID WUNDERLICH | 06-03-2004 |
| RUSTY LASHLEY | 07-29-2004 |
| BRIAN GOLDEN | 12-02-2004 |
| JOHN HUDEC | 12-02-2004 |
| SETH PETERSEN | 12-02-2004 |
| SHANE WINTERBAUER | 01-27-2005 |
| DAVID KOSO | 06-02-2005 |
| CASSANDRA NISSEN | 06-02-2005 |
| JEFFREY SORENSEN | 06-02-2005 |
| CHAD HEIN | 07-28-2005 |
| MICHAEL WAMBOLD | 07-28-2005 |
| DEREK DITTMAN | 12-01-2005 |
| ALAN GRELL | 12-01-2005 |
| BRADLEY JUNKER | 12-01-2005 |
| ANTHONY ORTIZ | 12-01-2005 |

| OFFICER | DATE OF HIRE |
|---------------------|--------------|
| MEGAN JO RIFFEY | 12-01-2005 |
| JON RENNERFELDT | 01-26-2006 |
| NICHOLE LOOS | 06-01-2006 |
| ERIC MESSERSMITH | 06-01-2006 |
| MICHAEL SCHMIDT | 06-01-2006 |
| CHRIS VIGIL | 06-01-2006 |
| CHRIS VOLLMER | 06-01-2006 |
| WENDI GROUND | 11-30-2006 |
| TIMOTHY MIKA | 11-30-2006 |
| SCOTT PARKER | 11-30-2006 |
| AARON BEASLEY | 05-31-2007 |
| JORGE DIMAS | 05-31-2007 |
| JOHN FENCL | 05-31-2007 |
| MATTHEW FISHER | 05-31-2007 |
| MARK KOUNOVSKY | 05-31-2007 |
| DAVID LOPEZ | 05-31-2007 |
| ROBERT MARTIN | 05-31-2007 |
| TREVOR SPRAGUE | 05-31-2007 |
| JEFFERY JACOBS | 08-09-2007 |
| TARVIS BANKS | 12-13-2007 |
| JAKE DILSAVER | 12-13-2007 |
| SARA GENOWAYS | 12-13-2007 |
| DEREK HOSE | 12-13-2007 |
| CHRIS HOWARD | 12-13-2007 |
| BRYTTEN SORGENFREI | 12-13-2007 |
| JENNIFER MULLENDORE | 12-13-2007 |
| TYLER NITZ | 12-13-2007 |
| TREVOR SCHMIDT | 12-13-2007 |
| RUSSELL SCHOENBECK | 12-13-2007 |
| BENJAMIN SEEMAN | 12-13-2007 |
| DAVID WIGGINS | 12-13-2007 |
| JOSHUA ATKINSON | 05-29-2008 |
| TIMOTHY CARMICHAEL | 05-29-2008 |
| TYLER COOPER | 05-29-2008 |
| JAY DENZIN | 05-29-2008 |

| OFFICER | DATE OF HIRE |
|----------------------|--------------|
| ERIC DLOUHY | 05-29-2008 |
| TIMOTHY DOLBERG | 05-29-2008 |
| CHRIS EIRICH | 05-29-2008 |
| CHRIS FIELDS | 05-29-2008 |
| BENJAMIN KOPSA | 05-29-2008 |
| MATISHA NADGWICK | 05-29-2008 |
| CHRIS SCHAMBER | 05-29-2008 |
| LACEY REHA | 05-29-2008 |
| ROBERT HALLOWELL | 07-10-2008 |
| LANE JOHNSON | 07-10-2008 |
| DUSTIN LIND | 07-24-2008 |
| ANTHONY GRATZ | 11-27-2008 |
| WENDY FISHER | 11-27-2008 |
| DAWN MOORE | 11-27-2008 |
| MICHELLE NOLAN | 11-27-2008 |
| MATTHEW PULEC | 11-27-2008 |
| RYAN DUNCAN | 05-28-2009 |
| NOLAN HAUSER | 05-28-2009 |
| TOBIAS HITE | 05-28-2009 |
| COLE JENNINGS | 05-28-2009 |
| SHANE JENSEN | 05-28-2009 |
| DUSTIN LIND | 05-28-2009 |
| PAUL LUCE | 05-28-2009 |
| PHILLIP TRAN | 05-28-2009 |
| JACOB WILKINSON | 05-28-2009 |
| ANDREW VOCASEK | 08-20-2009 |
| AARON BERGREN | 12-10-2009 |
| LEE DAHLGREN | 12-10-2009 |
| THEODORE GEORGE, JR. | 12-10-2009 |
| MAXWELL HUBKA | 12-10-2009 |
| NATHAN KAISER | 12-10-2009 |
| JERAD MCBRIDE | 12-10-2009 |
| BENJAMIN PFLANZ | 12-10-2009 |
| DUSTIN ROMSHEK | 12-10-2009 |
| JOSHUA FULLERTON | 02-04-2010 |

DEPARTMENT

PERSONNEL



| OFFICER | DATE OF HIRE |
|----------------------|--------------|
| ANDREW ARNOLD | 05-27-2010 |
| JUSTIN BAUMGARTNER | 05-27-2010 |
| ROBERT ENGLER | 05-27-2010 |
| JUSTIN FELDHAUS | 05-27-2010 |
| ADAM KOENIG | 05-27-2010 |
| CHASE KRATOCHVIL | 05-27-2010 |
| TRENT PETERSEN | 05-27-2010 |
| PARKER RICE | 05-27-2010 |
| CRAIG SANNE | 05-27-2010 |
| JEFFOREY SCHWARTZ | 05-27-2010 |
| KURT SCOVILL | 05-27-2010 |
| TU TRAN | 05-27-2010 |
| JOHN WINTER | 05-27-2010 |
| JONNA CONLON | 12-23-2010 |
| JOSEPH FISHER | 12-23-2010 |
| JARED HERMES | 12-23-2010 |
| KYLE MEYERSON | 12-23-2010 |
| MATTHEW SCHIEFELBEIN | 12-23-2010 |
| P.J. LENSING | 02-17-2011 |
| STEVEN BERRY | 06-23-2011 |
| LUKE BONKIEWICZ | 06-23-2011 |
| DANIEL DUFEK | 06-23-2011 |
| DENNIS FOWLER | 06-23-2011 |
| CHARITY HAMM | 06-23-2011 |
| JON-ERIC MEYER | 06-23-2011 |
| JUSTIN STONE | 06-23-2011 |
| MONICA TAMBKE | 06-23-2011 |
| JOSH ZARASVAND | 06-23-2011 |

| EXECUTIVE SECRETARY | DATE OF HIRE |
|--------------------------|--------------|
| JULIA MAYER | 09-06-2007 |
| OFFICE SPECIALIST | |
| LYNN FIEDLER | 11-20-1978 |
| LEGAL ADVISER | |
| TONYA PETERS | |
| SYSTEMS MANAGER | |
| CLAIR LINDQUIST | 07-29-1968 |
| SYSTEM SPECIALIST II | |
| JACQUELINE PFEIFLE | 05-06-1982 |
| OFFICE SPECIALIST | |
| MARCIA GATES | 10-08-1983 |
| ADMINISTRATIVE OFFICER | |
| MICHELE SELVAGE | 03-06-2001 |
| ACCOUNTING CLERK III | |
| RHONDA IHRIE | 05-16-1979 |
| BETH KOHL | 10-03-1988 |
| ACCOUNTING CLERK II | |
| TRACY GILLAM | 08-25-2008 |
| CRIME ANALYSIS MANAGER | |
| ANDREW DASHER | 11-22-2010 |
| CRIME ANALYST | |
| CHARLENE ESTES | 03-07-1982 |
| CRIME ANALYST TECHNICIAN | |
| COLLENE CHLOUPEK | 04-16-1979 |
| DEBORAH MOFFITT | 07-17-1980 |
| MARIE MATHINE | 10-26-1998 |

| RECORDS MANAGER | DATE OF HIRE |
|---------------------------|--------------|
| HEATHER BAKER | 01-12-2006 |
| RECORDS SUPERVISOR | |
| DODI WARNE | 07-12-1981 |
| JACQUELINE BUTLER | 11-07-1989 |
| SAMANTHA TAYLOR | 07-25-2007 |
| POLICE RECORDS TECHNICIAN | |
| LAVONNE HENNESSEY | 06-09-1976 |
| MONA SPRATLEN | 01-05-1977 |
| VELDA RADEMACHER | 07-08-1978 |
| SHARON YOCKERS | 12-01-1980 |
| DARLA CATES | 01-20-1981 |
| PAULA VOLKMER | 10-04-1982 |
| LINDA HENDRICKSON | 08-16-1983 |
| JANET O'NEAL | 06-25-1990 |
| JANET BOCK | 11-25-1991 |
| BARBARA NELSEN | 04-01-1993 |
| ZONA WESTFALL | 07-29-1993 |
| CAROL SCHROEDER | 01-05-1995 |
| AMY HURST | 01-30-1995 |
| CINDY YUNG | 06-11-2001 |
| CANDACE POPEK | 06-12-2001 |
| SHELLI BALDWIN | 06-20-2002 |
| SHELLY ANDERSON | 03-25-2004 |
| SULYN MEDVIN | 09-08-2008 |
| KIMBERLY SKILLETT | 07-20-2009 |
| ALETTA DROWN | 07-23-2009 |
| NORA OP | 07-30-2009 |
| TINA TOPIL | 12-17-2009 |
| LUCY AGUIRRE | 07-01-2010 |
| JOHN CUSANO | 07-01-2010 |
| JULIA SORENSON | 07-19-2010 |

DEPARTMENT

PERSONNEL



| | DATE OF HIRE |
|-----------------------------|--------------|
| SERVICE DESK MANAGER | |
| CHERI HOWARD | 08-12-1982 |

| | |
|--------------------------------|------------|
| SERVICE DESK SUPERVISOR | |
| CYNTHIA BURMEISTER | 03-06-1981 |
| STACI JUNKER | 05-25-2000 |

| | |
|----------------------------------|------------|
| POLICE SERVICE SPECIALIST | |
| DAVID GOEHRING | 10-27-1975 |
| KATHLEEN BURDA | 02-28-1982 |
| KAY ASHLEY | 09-24-1984 |
| LUCINDA DAVIS | 04-06-1992 |
| PATRICK DELANEY | 09-21-1998 |
| MARY BOND | 07-05-2001 |
| CHRISTINE HARMON | 11-13-2001 |
| MARIAH ELLEY | 07-26-2004 |
| KATIE OAKLEY | 02-16-2006 |
| BRET WATKINS | 05-28-2009 |
| TRACEY SCISSORS-DOMGARD | 06-08-2009 |
| KASSI KOERNER | 06-11-2009 |
| ALLISON SEDERSTEN | 07-06-2009 |

| | |
|-------------------------------|------------|
| PUBLIC SERVICE OFFICER | |
| DAVID ANDREASEN | 05-24-1965 |
| LINDA EWOLDT | 10-16-1975 |
| BRENDA MILLER | 08-30-1976 |
| DEBRA NORTHCOTT | 08-31-1976 |

| | DATE OF HIRE |
|----------------------------|--------------|
| ADMINISTRATIVE AIDE | |
| JON CARLSON | 03-13-2008 |

| | |
|-----------------------------------|------------|
| GENERAL MANAGEMENT SUPPORT | |
| ALEXANDER LEONARD | 08-19-2010 |

| | |
|-----------------------|------------|
| ID LAB MANAGER | |
| ERIN SIMS | 08-18-1982 |

| | |
|--------------------------|------------|
| ID LAB SPECIALIST | |
| ROBERT CITTA | 06-16-1975 |
| BEVERLY MAZUR | 03-22-2007 |

| | |
|--------------------------|------------|
| ID LAB TECHNICIAN | |
| DAVID SOBOTKA | 12-13-2007 |

| | |
|-------------------------|------------|
| PROPERTY MANAGER | |
| PAMELA FITTJE | 05-28-1973 |

| | |
|-------------------------------------|------------|
| PROPERTY/EVIDENCE TECHNICIAN | |
| DIANNE CAMPBELL | 10-06-1990 |
| TOBY RYAN | 05-19-2000 |
| PATRICIA WESTENDORF | 10-01-2001 |
| WILLARD CLECKNER | 12-18-2002 |

| | |
|--------------------------------|------------|
| SENIOR OFFICE ASSISTANT | |
| KAREN CATES | 04-16-1979 |

| | |
|----------------------------|------------|
| PROFESSIONAL WORKER | |
| LINDA BRYAN | 09-04-1987 |
| SUE DEMPSEY | 11-14-2007 |
| JULIE DILLER | 11-20-2007 |
| SHAUNA BAIRD | 01-29-2008 |
| ERIN SAUNDERS | 02-12-2008 |
| MONICA RIGONI | 04-09-2008 |
| PAULA PETERSEN | 08-21-2008 |
| GAIL DAUBENDIEK | 12-07-2009 |
| FRANCISCA BELTRAN | 02-24-2011 |

| | DATE OF HIRE |
|-------------------------------|--------------|
| VICTIM/WITNESS MANAGER | |
| JO ANNA BRIGGS | 03-20-1986 |

| | |
|---------------------------------|------------|
| VICTIM/WITNESS ASSISTANT | |
| KATHLEEN STEVENSON | 06-27-1982 |
| JODY BROTT | 02-26-1991 |

| | |
|------------------------------|------------|
| PC SUPPORT SPECIALIST | |
| JON MORRIS | 01-13-1997 |
| BRIAN JOHNSON | 07-20-2000 |

| | |
|--------------------------------|------------|
| AUDIO VISUAL TECHNICIAN | |
| JARED MINARY | 12-07-2000 |

| | |
|-----------------------------|------------|
| POLICE FLEET MANAGER | |
| PATRICK WENZL | 01-20-1994 |

| | |
|--------------------------|------------|
| GARAGE SUPERVISOR | |
| GERALD MILLS | 08-13-1993 |

| | |
|----------------------------|------------|
| AUTO SERVICE WORKER | |
| DAVID CHAPMAN II | 08-21-2000 |
| DAVID DENNIS | 02-13-2006 |
| PAUL SITZMAN | 02-13-2006 |
| LOUIS BIALAS | 02-14-2011 |

| | |
|----------------------|------------|
| AUTO MECHANIC | |
| DAVID MIZELL | 08-26-1983 |
| RUSSELL WIDDOWSON | 07-27-1985 |
| JONATHAN SALTZMAN | 02-01-1999 |
| WILLIAM THADEN | 10-15-2001 |
| DOUG SHEPHERD | 08-04-2004 |
| JASON BURCHAM | 07-28-2005 |
| PATRICK KOHOUT | 12-08-2011 |

| | |
|------------------------|------------|
| STORES CLERK II | |
| TIMOTHY PANKO | 08-19-2002 |

RETIREMENTS & PROMOTIONS

RETIREMENTS

| | DATES OF SERVICE |
|------------------------|--------------------------|
| CAPTAIN TERRY SHERRILL | 06-25-1979 TO 03-23-2011 |
| OFFICER LARRY BRATT | 11-18-1974 TO 05-08-2011 |
| OFFICER DENNIS SCOTT | 09-08-1989 TO 08-06-2011 |
| SERGEANT ROBERT ZIEMER | 04-30-1979 TO 10-01-2011 |
| OFFICER DOUG SAITTA | 05-01-1981 TO 12-22-2011 |



PROMOTIONS

| | | |
|---------------|-----------------------------|------------|
| MICHON MORROW | PROMOTED TO CAPTAIN | 04-14-2011 |
| MAYDE MCGUIRE | PROMOTED TO SERGEANT | 04-28-2011 |
| BRIAN JACKSON | PROMOTED TO ASSISTANT CHIEF | 07-14-2011 |
| JASON STILLE | PROMOTED TO CAPTAIN | 08-04-2011 |
| DUANE WINKLER | PROMOTED TO SERGEANT | 09-29-2011 |