

MAYOR'S NEIGHBORHOOD ROUNDTABLE

COUNTY/CITY BUILDING

555 SOUTH 10TH STREET

Room 303

Monday, April 14, 2025, 5:30 p.m.

Meeting Notes

Bethany	College View	Country Club	Clinton	East Campus	Everett	Havelock
Kyle McLaughlin	Tracy Corr; Pete Smith	Dick Piersol	Gloria Eddins	Paul Johnson	Midge Pace	Nick Hernandez
Hartley	Indian Village	Irvingdale	Meadowlane	Prescott	Witherbee	Woods Park
	Rosina Paolini	Isaac Remboldt	Kay Wenzel	Mary Unger	Mary Schwab	Randy Smith

Other Attendees: Chief Michon Morrow, Jon Carlson (Mayors Office), Stephanie Rouse (UDD)

Mayor Gaylor Baird Comments

- Lincoln on the Move passed! This round is for 8 years.
- [Co-responder program](#) launched to assist individuals with mental health crisis; 2 co-responders out on the street and 3rd in training; 911 can dispatch them to decrease burden on officers and de-escalate situations; when out in the field they will have jackets or hats that say co-responder, but they're not in LPD uniforms.
- Dangerous Driving Text Amendment passed by Council and in effect on April 15th (see [March 10 meeting minutes](#) for details).
- May 10th elections with city council seats and school board seats, reminder to vote and help shape the community.

LPD 2024 Annual Report (Chief Michon Morrow) –

- LPD has been part of CALEA (Commission on Accreditation for Law Enforcement Agencies) since 1989. An assessment is done every 4 years evaluating their standards based on best practices nationally, passed the last one.
- Calls for service steady over last several years with a small drop in 2022/2023, partially due to shift in types calls taken (example: no longer taking barking dog calls).
- Vast majority of calls (18%) are disturbances (juvenile, domestic, regular).
- Mental health is 3.6% of all calls, but many calls may not be reflected in this number as some service calls like disturbance might not account for its cause

as mental health; believe this figure could be closer to 11% (co-responder program will help with this); working with UNL students to research mental health; would rather see individuals get the proper services rather than taking them in to protective custody which can take 72 hours to determine their release, either into the community or to a facility.

- Part I crimes record low in 2023 and beat record in 2024 (homicide, aggravated assault, rape, robbery, auto theft, all theft, burglary, arson)
 - Auto thefts are starting to decrease in 2025 (comparing 2024 to 2025, January dropped from 86 to 56; 108 to 67 in February; 95 to 78 in March)
 - Declining crime rates since 2005 even though the city has grown 50,000 people.
- Clearance rate reflects positive changes in the department reducing blind spots (ex: investigators being added into units); auto thefts are hard to clear because it tends to be a theft with vehicle dumped quickly
 - Rates above 100% reflect cases cleared from a past year (reporting on calendar year not fiscal)
 - Arson-primary response is by LFR with scene exploration to determine if it's arson. Once it's determined arson, LPD conducts the investigation.
- Only short 7 officers of authorized strength at the start of the year. Hiring for July training academy now.
 - Okay on recruitment and hiring with more officers getting through process with applications hovering in the 600 range (only 29 accepted showing high standards)
 - Conflict resolution skills are a priority with new recruits
 - The number of complaints to LPD have been decreasing, reflective of building relationships and de-escalation skill building
- Homicide average has stayed the same from many years (except 2017 which dropped to zero)
- Track all shooting and shots fired (accidental as well) and there was a decrease in 2024; they are mapped and show they happen across the city, not in any particular neighborhood
- In 2020 a significant decline in officers necessitated the traffic unit to be reassigned to help answer 911 calls so fewer traffic stops made;
 - 2 traffic unit officers came back in December 2024, additional planned in June; traffic unit primary focus is traffic enforcement (red light, stop sign, speeding) and are a daytime resource; goal to get back to a night shift as well by January 2026
- DUI cases have been going up since 2021 following pandemic
- Larceny from auto decreasing; 65% of the cars were unlocked
- 33% of stolen firearms last year were from vehicles (53), 87% of the vehicles were unlocked
- During quality service audits, trainees contact anyone that interacted with the department in some way

- One officer is the point person for neighborhood watch programs and has presented at neighborhood meetings; knowing neighbors and keeping an eye out is a great way to reduce crime in neighborhoods; reporting minor theft like packages off porches helps LPD see trends
- LPD is listening to staff, implementing their ideas; changes being made to the department to improve the environment and rebalancing to lower workloads; outside agency does promotional assessments; increasing transparency
- Annual Report: <https://www.lincoln.ne.gov/City/Departments/Police/About-LPD/Annual-Reports>

Announcements

- April 19th: [Earth Day at Innovation Campus](#) has citywide bike rodeo event with helmet giveaway; Lincoln Alliance table will encourage neighborhood association participation
- April 19th: Clinton seed exchange 10-12 pm at 29th and Holdredge (Clinton Elementary neighborhood)
- April 19th: Tree walk on Goodhue 10 am Grace Chapel parking lot (15th and A streets)
- May 3rd: Bethany in Bloom with bands, vendors, kids activities, poetry
- Hope Day event coming up

Future Agenda Ideas

- Special event permits (City/LTU specifically)

Adjourned at 6:46 pm

Next Mayor's Neighborhood Roundtable Meeting
May 12 2025, 5:30 p.m.
City County Building Room 303

BETHANY IN BLOOM

MAY 3
10-4PM

BETHANY
CHRISTIAN
CHURCH

community
resources

BETHANY
LIBRARY

ARI AUTO
REPAIR

LARKSONG
WRITERS
PLACE

FAIRFAX AVE

LIVE MUSIC
FOOD & DRINK
KIDS ACTIVITIES

GRATITUDE CAFE & BAKERY

LET'S TALK BOWLING

BACKTRACK RECORDS

MY SISTER & ME VINTAGE

NEVERLAND BIKE SHOP

PSYCHIC

BARGAIN MATTRESS SHOP

SALON MONET

SAYDOSAY POTTERY STUDIO

WORLD INSURANCE

COTNER BARBER SHOP

GRATEFUL GREEN

GENERATION V

Up to 60
vendors

COTNER CENTER CONDOMINIUMS

N COTNER BLVD

HOLDREGE ST



BETHANY

IN BLOOM

SATURDAY, MAY 3

10-4PM



N COTNER BLVD & HOLDREGE ST

VENDOR APPLICATION INFORMATION

3/7-3/28 ACCEPTING VENDOR APPLICATIONS

4/4 NOTIFY VENDORS OF APPLICATION STATUS

4/11 VENDOR FEES DUE

ABOUT BETHANY IN BLOOM (EST. 2025)

ENJOY LIVE MUSIC, A HANDMADE POTTERY MARKET, POETRY READINGS, OUTDOOR RECREATION, VINTAGE FINDS, FOOD, VENDORS OF ALL SORTS, KIDS' ACTIVITIES, AND COMMUNITY RESOURCES AT THIS EVENT. THE EVENT HAS BEEN DEVELOPED IN PARTNERSHIP WITH BETHANY NEIGHBORHOOD ASSOCIATION (EST. 2024). THE GOAL OF THE EVENT IS TO HAVE A GATHERING WHERE PEOPLE CAN COME TOGETHER AND EXPLORE THE OPPORTUNITIES THAT OUR LOCAL COMMUNITY HAS TO OFFER. THIS EVENT WILL BE HELD NEAR THE INTERSECTIONS OF N. COTNER AND HOLDREGE ST.

INFORMATION AND REQUIREMENTS FOR VENDORS

BETHANY IN BLOOM WELCOMES ALL VENDORS FROM THE LINCOLN AREA. EACH VENDOR WILL BE PROVIDED A 10'X10' SPACE. YOU WILL BE REQUIRED TO PROVIDE YOUR OWN SET-UP AND TABLES/DISPLAY. IF YOU HAVE A TENT, YOU WILL BE REQUIRED TO WEIGH IT DOWN. NO ELECTRICITY WILL BE AVAILABLE FOR VENDORS.

*UP TO 60 VENDORS WILL BE ACCEPTED.

*YOU MUST POSSESS A NEBRASKA SALES TAX ID AND/OR COMPLY WITH THE NEBRASKA DEPARTMENT OF REVENUE.

*ACCEPTED VENDORS WILL BE REQUIRED TO PAY \$100 FOR THEIR 10'X10' SPACE. THIS IS A NON-REFUNDABLE EVENT. SPACE SHARING IS DISCOURAGED HOWEVER MAY BE ALLOWED WITH PRE-APPROVAL FROM THE COMMITTEE.

*BETHANY IN BLOOM AND THE PEOPLE AND BUSINESSES ASSOCIATED WITH BETHANY IN BLOOM, WILL NOT BE LIABLE FOR ANY PROPERTY AND GOODS OF THE VENDORS. IF YOU WANT INSURANCE COVERAGE, YOU WILL NEED TO PROVIDE IT.

*FOOD VENDORS ARE REQUIRED TO PROVIDE APPROPRIATE FOOD PERMITS AND WORK WITH THE HEALTH DEPARTMENT TO ENSURE YOU ARE FULLY IN COMPLIANCE TO BE A FOOD VENDOR.


WEATHER POLICY

THIS IS AN OUTDOOR EVENT. THE EVENT WILL BE RESCHEDULED IN THE EVENT OF A CANCELLATION DUE TO WEATHER (DATE TBD).



APPLY TO BE A VENDOR HERE

QUESTIONS: BETHANYINBLOOM@GMAIL.COM



LINCOLN

Police Department

2024 Annual Report

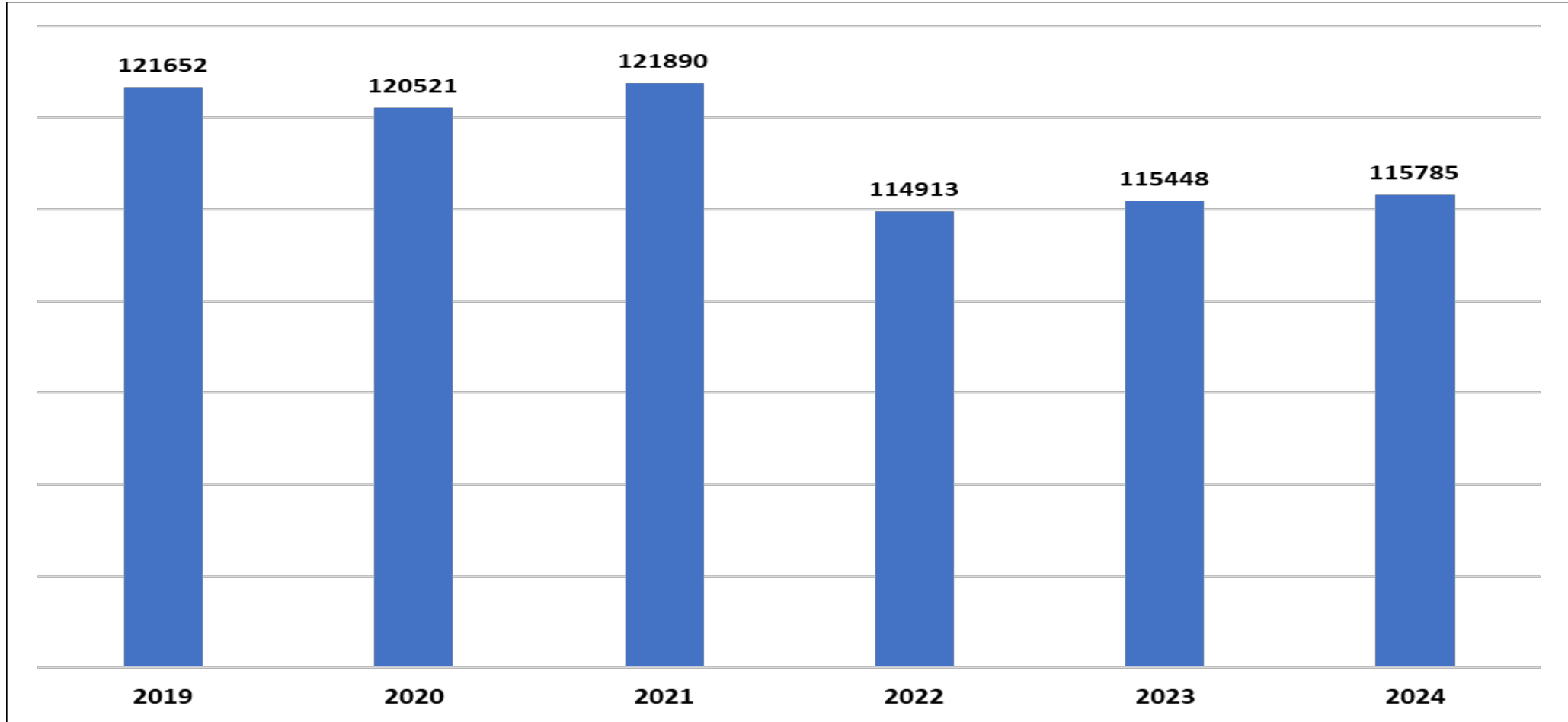




Lincoln Population: 294,750
CALEA Accreditation: Since 1989
LPD Authorized Strength: 371 Officers



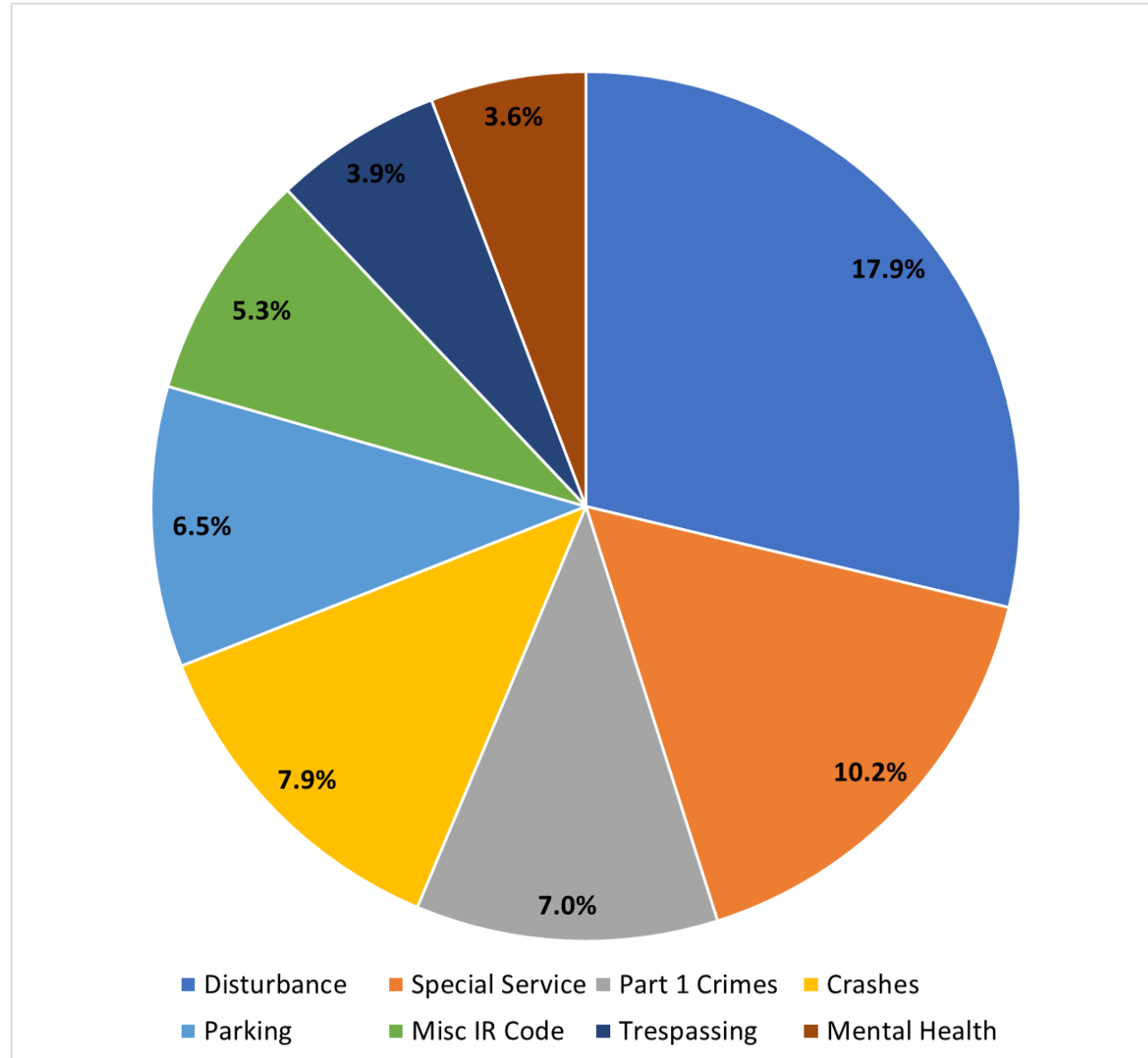
CALLS FOR SERVICE



LINCOLN
Police Department



2024 CALLS FOR SERVICE BY TYPE

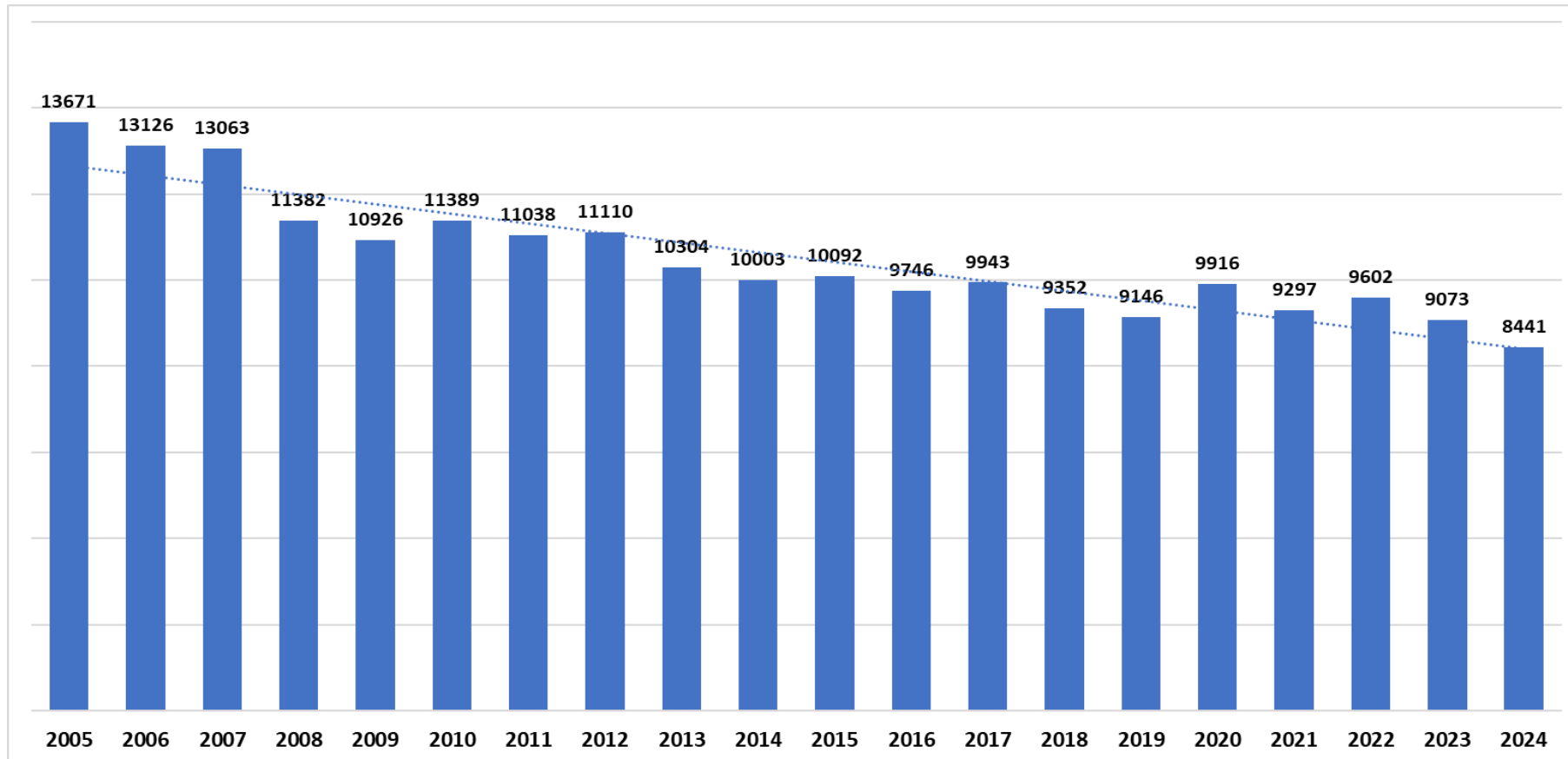


LINCOLN
Police Department



PART 1 CRIME

Part 1 Crime: Homicide, Aggravated Assault, Rape, Robbery, Auto Theft, All Theft, Burglary, Arson



- Decreased 7% in 2024 compared to 2023
- Decreased 10% in 2024 compared to 5-year average (2019-2023)
- New 20-year low



LINCOLN
Police Department

PART 1 PROPERTY CRIME

Part 1 Property Crime: All Thefts, Auto Theft, Burglary, Arson

Year	All Thefts	Auto Theft	Burglary	Arsons
2005	10108	404	1831	NA
2006	9649	404	1869	NA
2007	9421	410	1916	NA
2008	8203	351	1549	NA
2009	7912	271	1586	NA
2010	8367	340	1431	NA
2011	8365	346	1374	NA
2012	8202	291	1593	NA
2013	7577	288	1403	70
2014	7424	308	1286	65
2015	7313	339	1320	97
2016	7070	330	1258	75
2017	7209	357	1253	56
2018	6673	408	1182	47
2019	6545	432	1001	54
2020	6899	593	1056	77
2021	6532	692	924	59
2022	6820	856	884	85
2023	6389	950	741	75
2024	5635	968	790	70

- All thefts decreased 12% in 2024 compared to 2023
- Burglary decreased 14% in 2024 compared to 5-year average (2019-2023)
- All thefts at a new 20-year low
- Arsons not tracked until 2013



LINCOLN
Police Department

PART 1 VIOLENT CRIME

Part 1 Violent Crime: Aggravated Assault, Rape, Robbery, Homicide

Year	Aggravated Assault	Rape	Robbery	Homicide	Violent Crime
2005	989	110	225	4	1328
2006	937	108	154	5	1204
2007	1029	114	167	6	1316
2008	946	111	217	4	1278
2009	836	126	190	6	1158
2010	927	144	178	3	1252
2011	603	170	176	4	953
2012	642	180	198	4	1024
2013	613	148	208	5	974
2014	557	152	205	7	921
2015	616	196	213	1	1026
2016	587	223	191	13	1012
2017	617	260	191	0	1068
2018	590	284	160	6	1040
2019	622	324	163	7	1116
2020	831	288	165	8	1292
2021	711	243	132	8	1094
2022	582	218	146	11	957
2023	596	238	156	8	998
2024	692	157	121	8	972

- Decreased 3% in 2024 compared to 2023
- Decreased 11% in 2024 compared to 5-year average (2019-2023)
- Aggravated Assault – 33% are domestic related
 - 13.9% involved a firearm



LINCOLN
Police Department

CLEARANCE RATE PERCENTAGE

Year	Homicide	Arson	Rape	Robbery	Assault	Burglary	Auto Theft	Larceny	Shoplift	LFA	Part I	Violent
2010	100.0	NA	17.4	37.6	63.1	12.4	36.5	27.4	78.1	14.2	28.6	54.4
2011	100.0	NA	12.4	32.4	60.9	9.5	30.6	28.1	78.8	7.8	27.5	47.1
2012	75.0	NA	16.1	37.4	63.6	14.6	30.6	26.7	81.1	5.3	26.7	50.2
2013	100.0	34.3	11.5	29.8	59.9	9.1	24.7	25.4	73.7	5.5	25.3	46.3
2014	100.0	41.5	15.1	39.0	58.9	9.6	33.1	25.5	70.7	3.2	25.8	47.6
2015	100.0	30.9	12.2	35.7	56.0	10.6	24.8	25.0	71.4	5.6	25.1	43.5
2016	100.0	28.0	11.2	28.3	56.0	9.2	22.1	26.0	69.1	5.8	25.2	41.4
2017	NA	51.9	11.8	32.2	54.0	9.6	17.6	24.8	62.5	6.0	24.3	40.3
2018	83.3	14.9	12.0	44.4	54.7	17.8	23.8	27.1	65.7	7.1	27.0	41.3
2019	80.0	27.8	9.6	28.8	53.5	7.2	18.8	24.2	64.5	4.9	23.7	37.2
2020	112.0	33.8	11.8	36.4	52.6	13.3	27.7	19.7	60.0	5.3	22.4	41.8
2021	75.0	47.5	18.5	37.1	54.9	16.4	26.2	17.1	56.5	3.5	21.0	44.9
2022	100.0	22.4	15.1	32.2	49.7	13.3	25.4	19.1	54.8	4.7	21.2	39.7
2023	87.5	36.0	20.2	44.9	56.5	15.0	15.5	25.7	59.8	4.7	26.2	44.5
2024	112.0	34.3	23.6	55.4	59.7	16.1	19.5	29.4	64.2	7.4	29.9	53.8

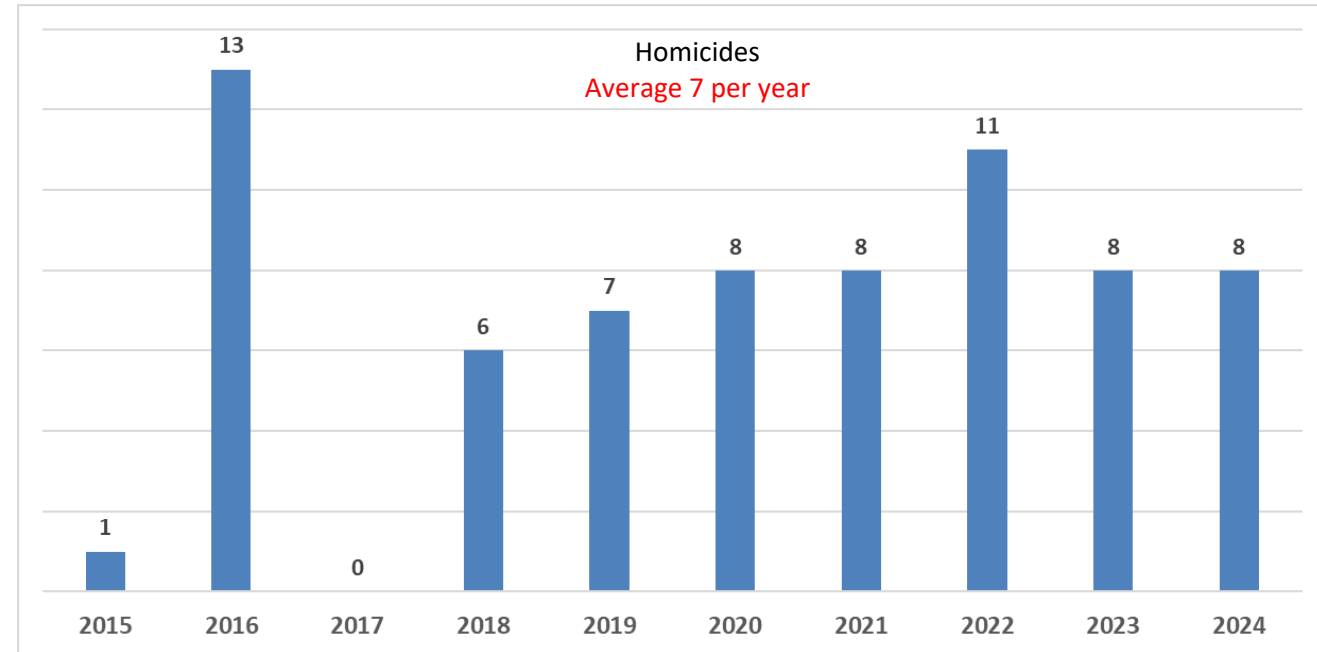
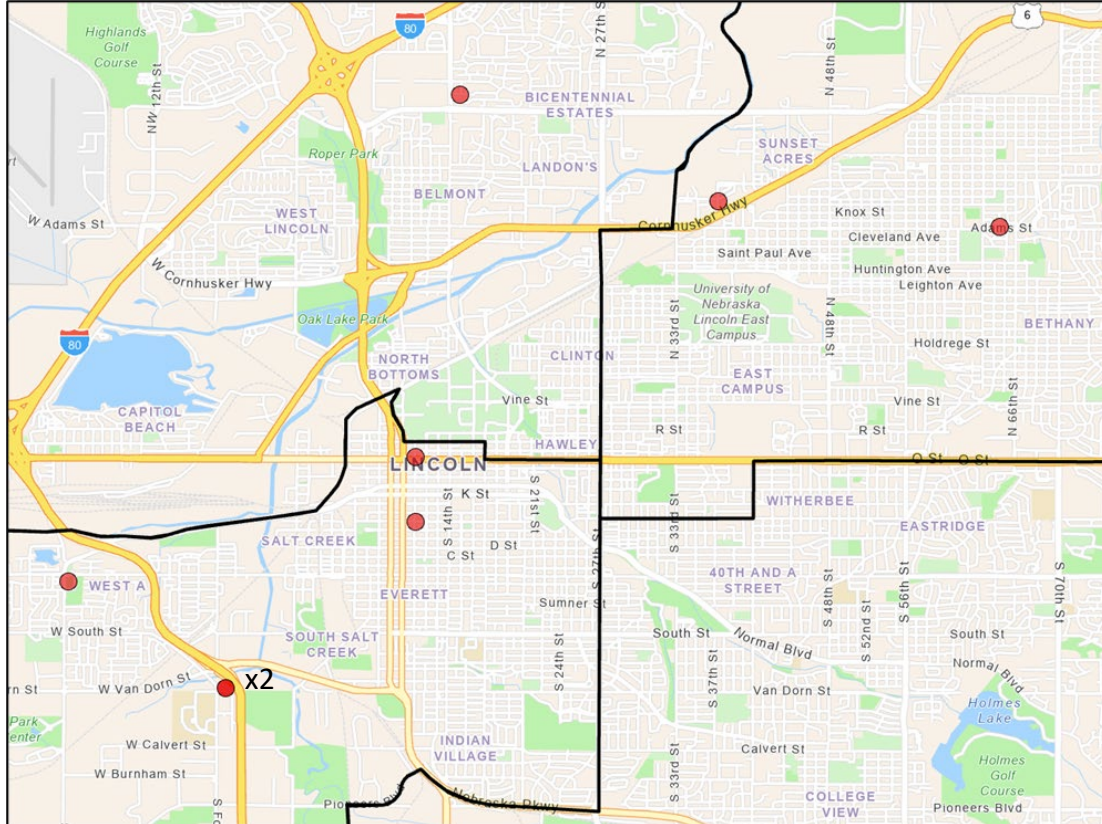
- No homicides in 2017
- Arsons not tracked until 2013



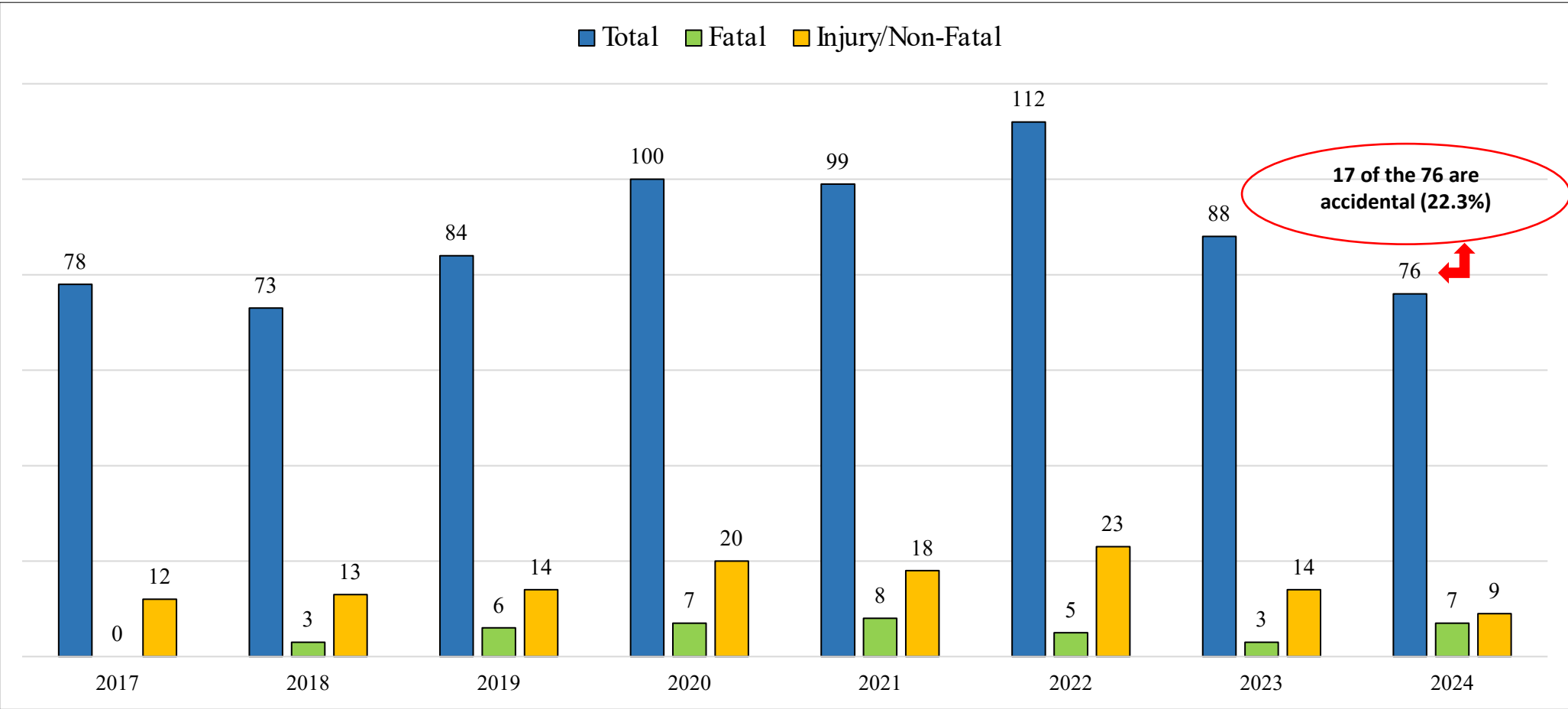
LINCOLN
Police Department

HOMICIDES

Lincoln Homicides 2024



SHOOTINGS AND SHOTS FIRED



- 13.6% decrease in 2024 compared to 2023

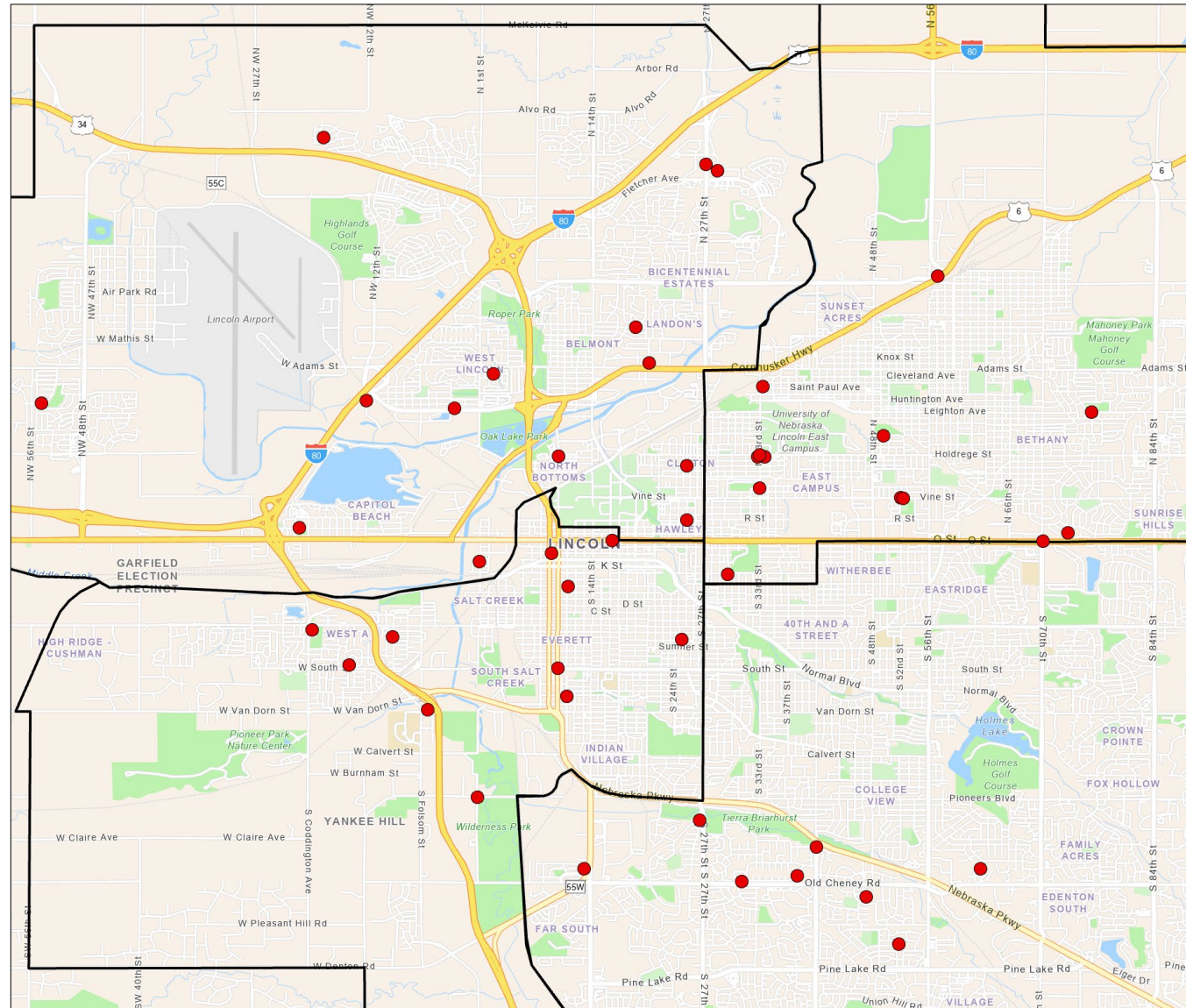


LINCOLN

Police Department

SHOOTINGS AND SHOTS FIRED

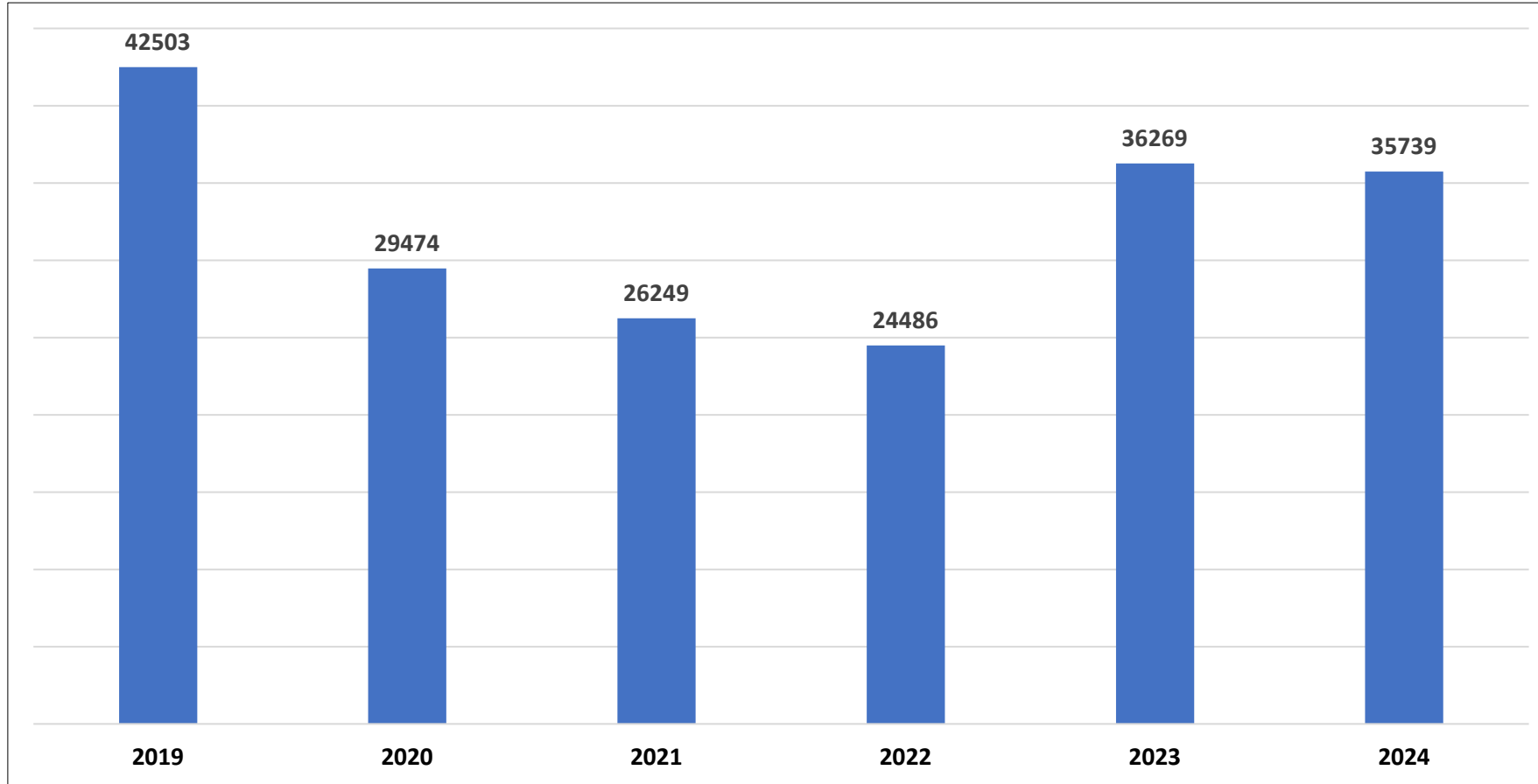
- 76 TOTAL
- 17 ACCIDENTAL
- 59 MAPPED



LINCOLN
Police Department



TRAFFIC STOPS



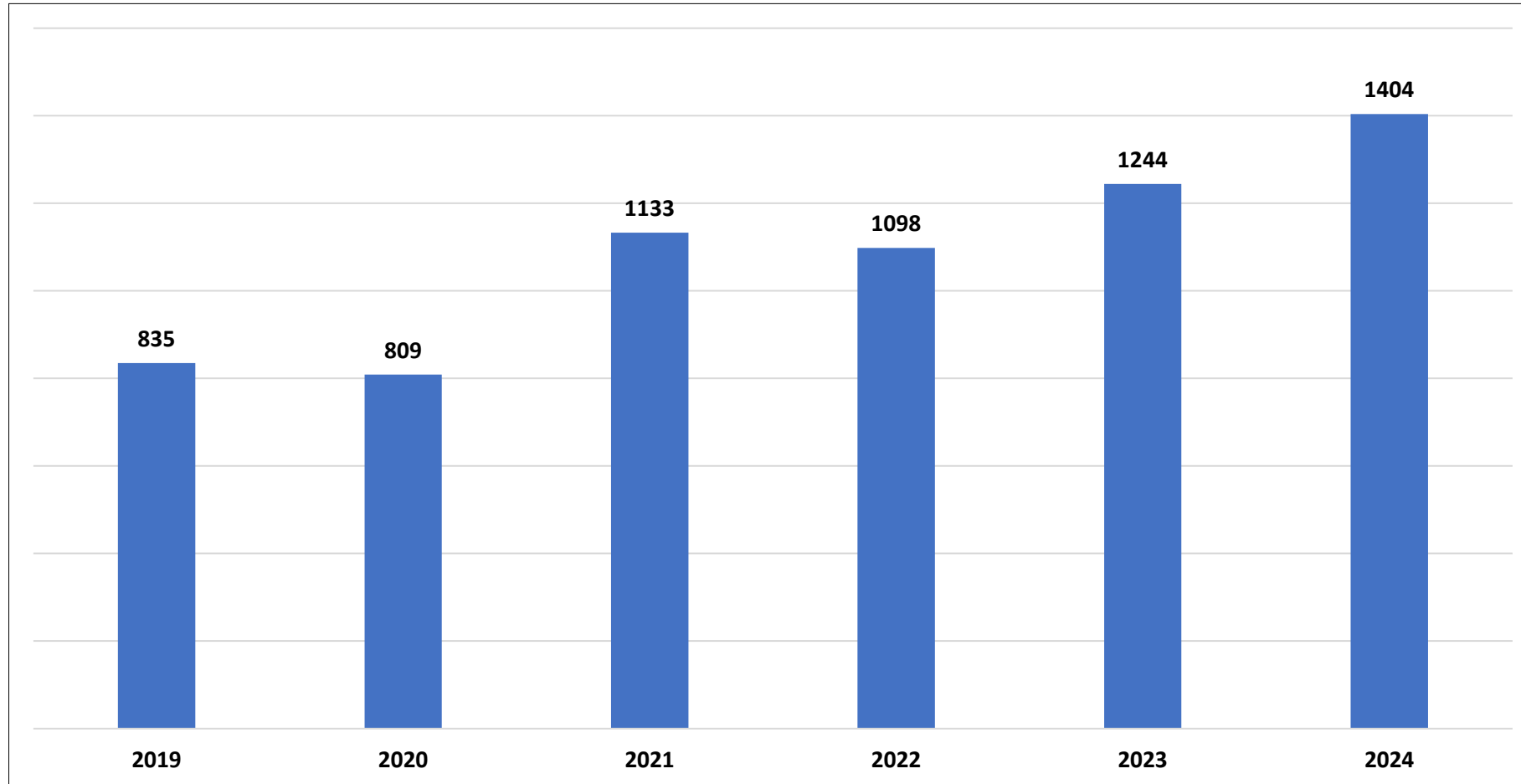
- 530 fewer traffic stops in 2024 compared to 2023



LINCOLN
Police Department



DRIVING UNDER THE INFLUENCE



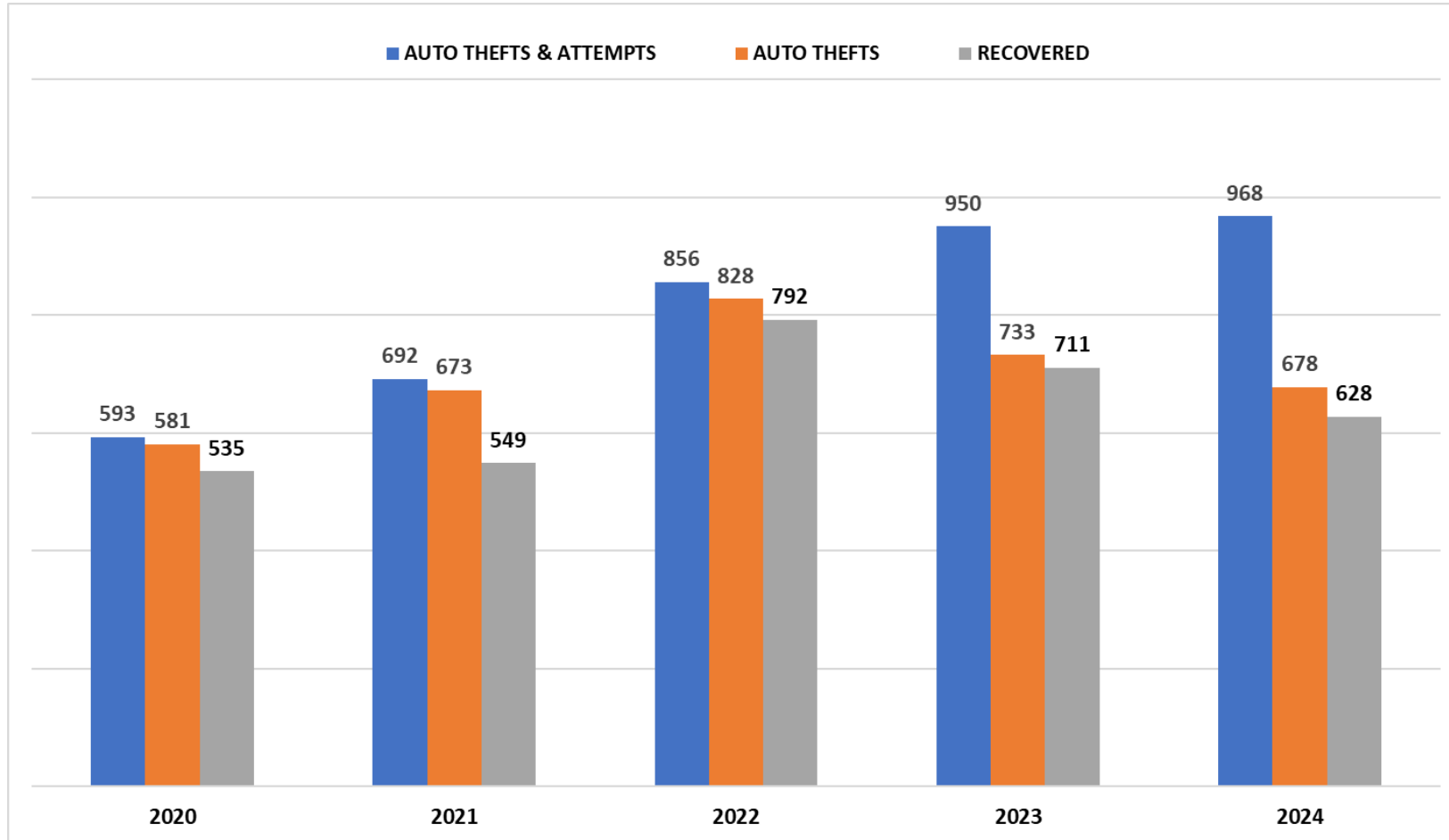
- 37% increase in 2024 compared to the 5-year average (2019-2023)



LINCOLN
Police Department



AUTO THEFTS

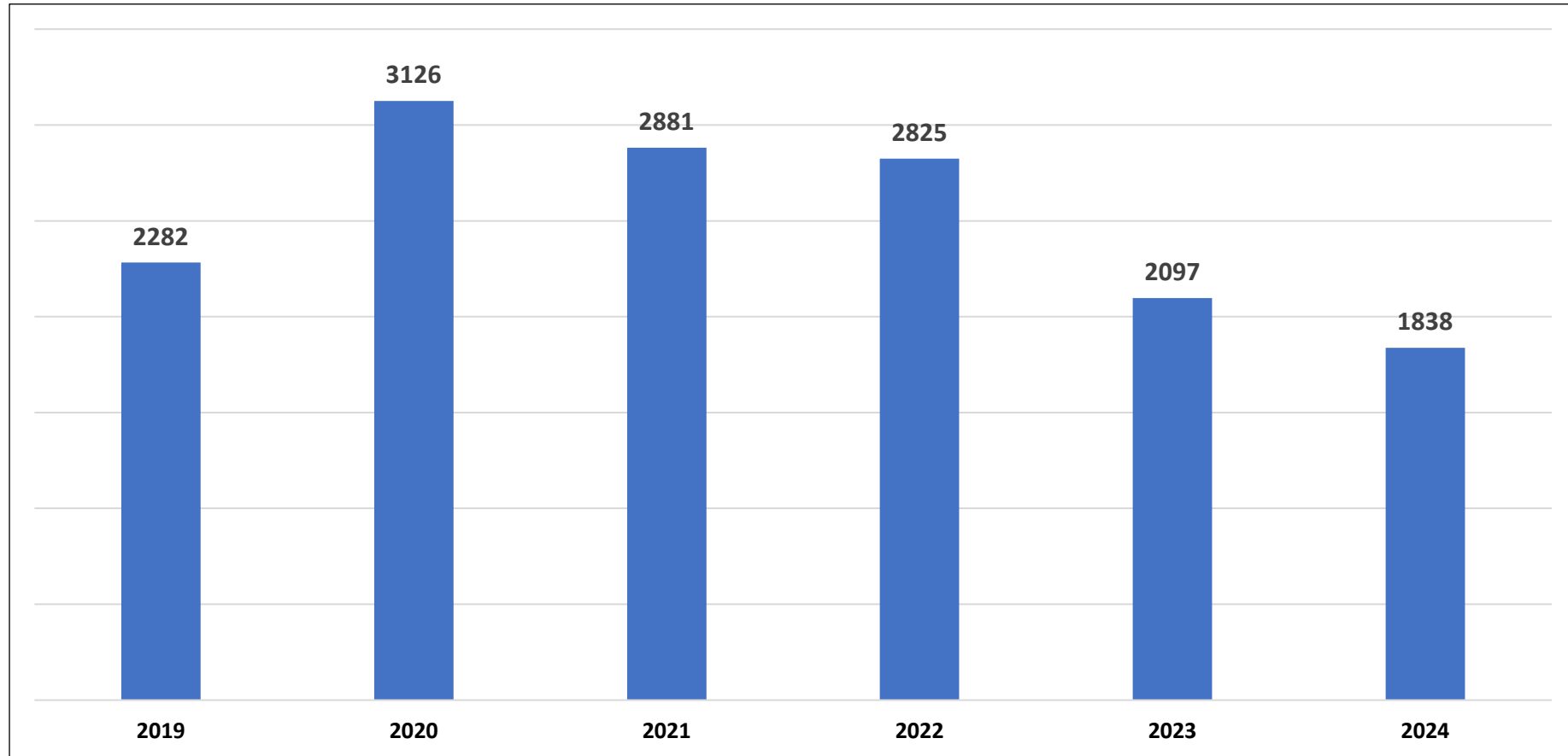


- 290 of the 968 auto thefts were ATTEMPTS
 - 678 actual stolen autos
 - 628 of the 678 were recovered (92.6%)
- 45% UNLOCKED, 22% Keys Inside, 4% Left Running



LINCOLN
Police Department

LARCENY FROM AUTO

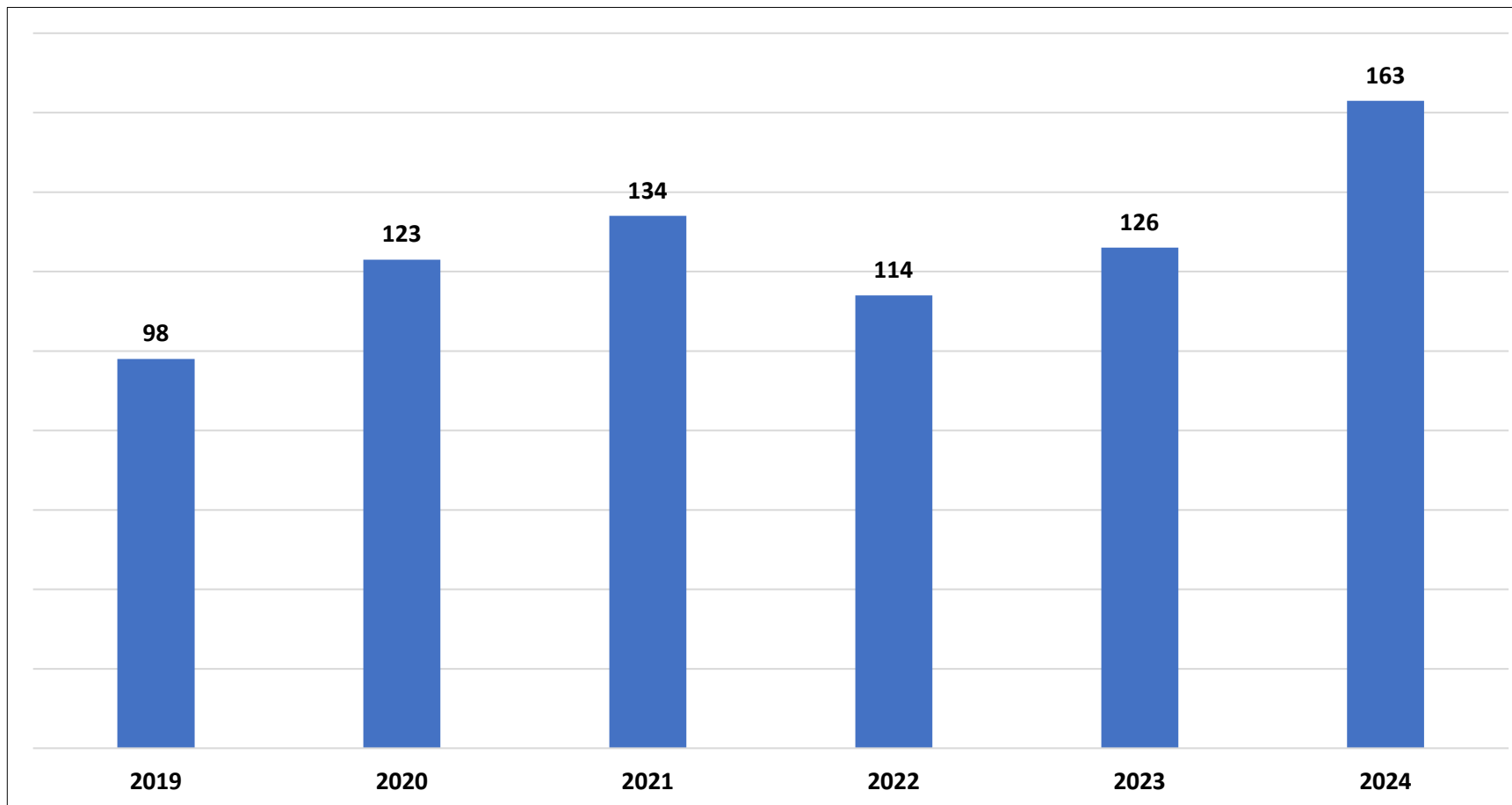


- 12% decrease in 2024 compared to 2023
- 30% decrease compared to the 5-year average (2019-2023)
- 1,213 vehicles were left unlocked (65%)



LINCOLN
Police Department

STOLEN FIREARMS



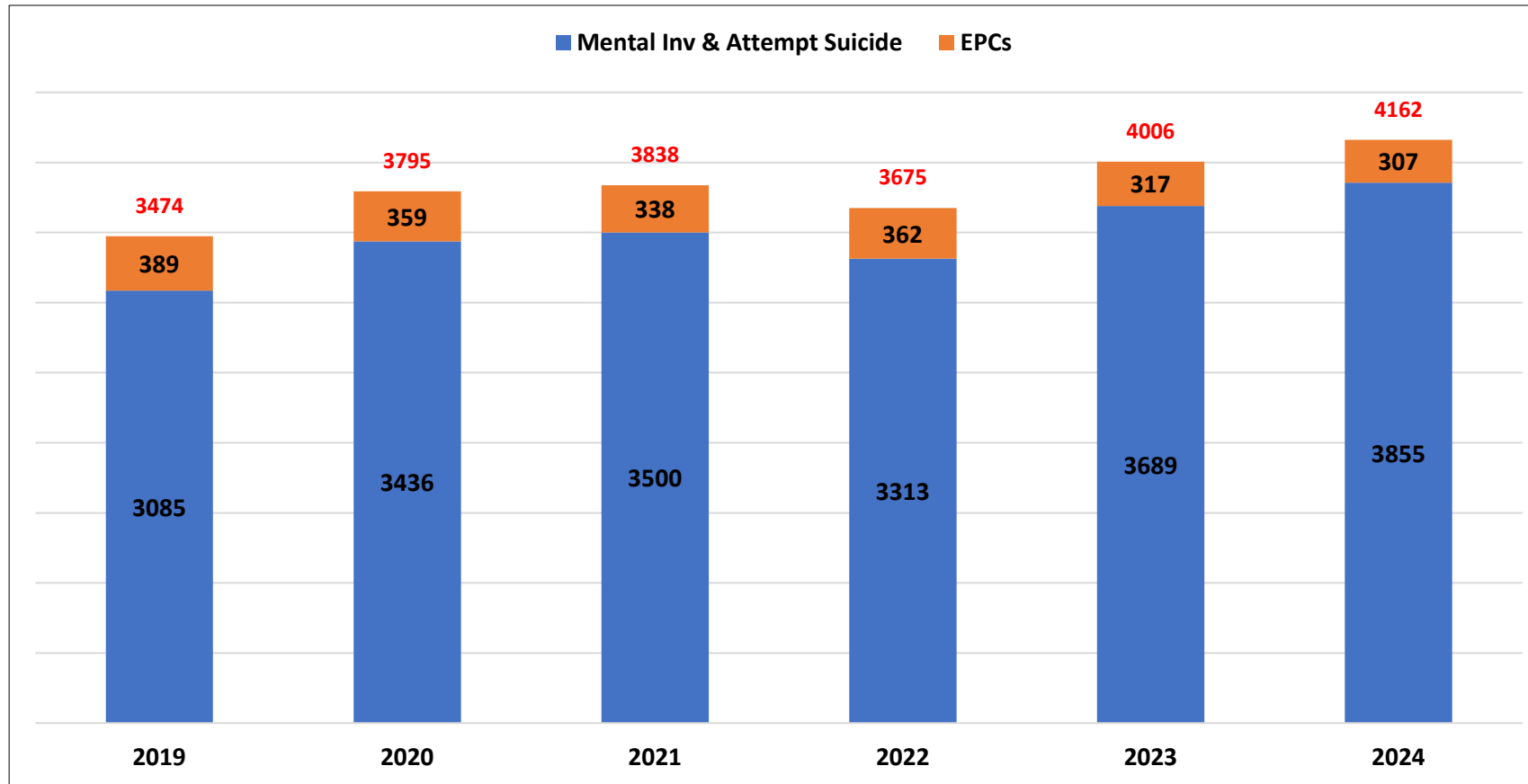
- 53 of the 163 stolen firearms were from vehicles (33%)
- 46 of these 53 vehicles were unlocked (87%)
- 49 of the 163 have been recovered (30%)



LINCOLN
Police Department



MENTAL HEALTH CALLS FOR SERVICE



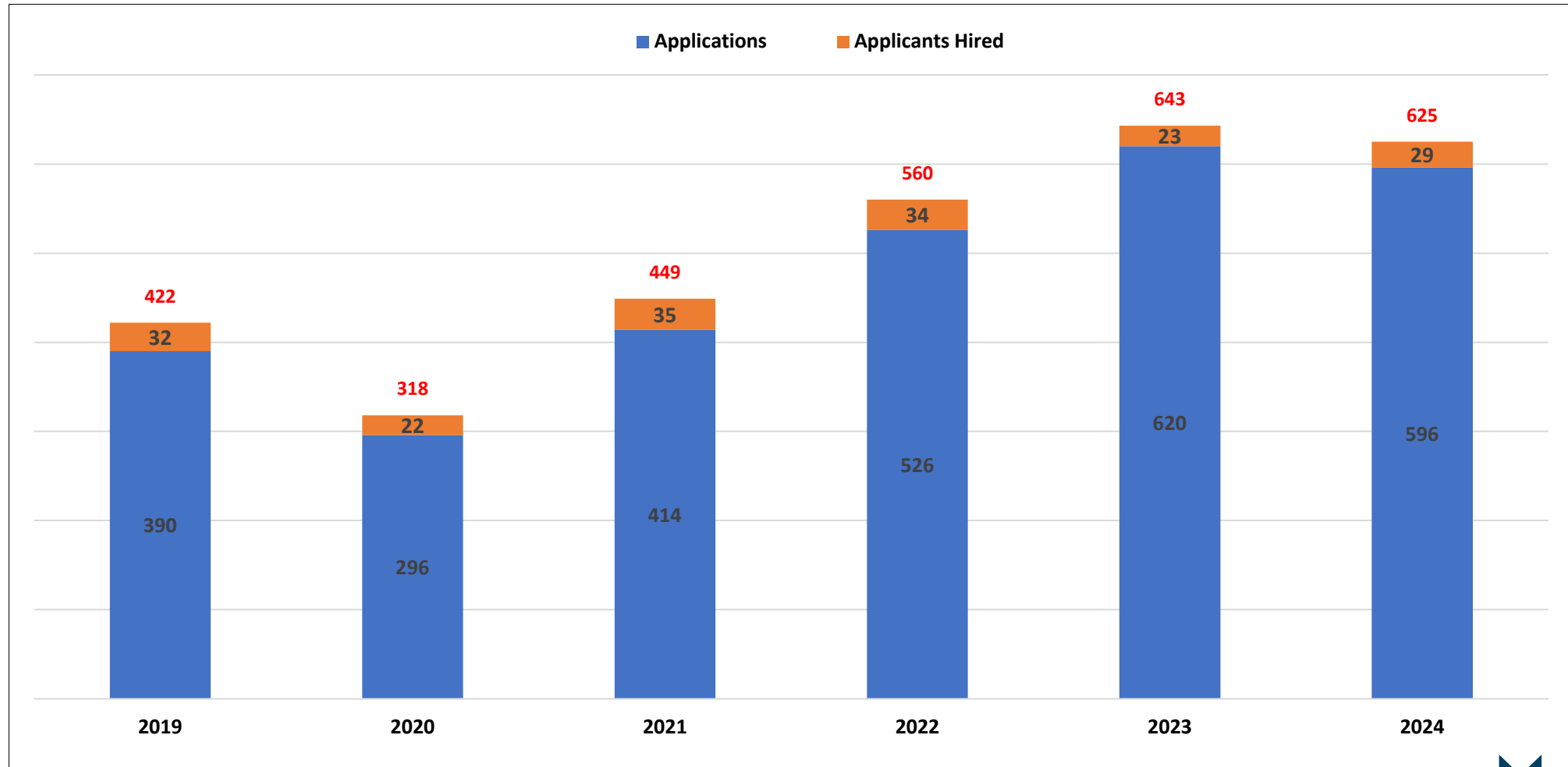
- 5% increase in calls for service 2024 compared to 2023
- 13% increase in 2024 compared to the 5-year average (2019-2023)
- 13% decrease in EPCs in 2024 compared to 5-year average (2019-2023)



LINCOLN
Police Department



RECRUITMENT AND HIRING




“Applications” refers to actual applications rather than unique applicants. Some people submitted multiple applications and are represented multiple times in the total.




LINCOLN
Police Department



RECRUITMENT AND HIRING


**LINCOLN
POLICE**

[HIRING NOW!](#) • [About LPD](#) • [Gallery](#) • [Careers](#) • [Contact](#)




YOU BELONG HERE

CAREER OPPORTUNITIES

**ENTRY LEVEL POLICE OFFICERS**


Become a member of our next academy with rewarding challenges, skilled instructors.

[APPLY NOW >](#)

**911 POSITIONS**

Join a fast-paced environment serving as a life-line between the community and first responders.

[APPLY NOW >](#)

**LATERAL POLICE OFFICERS**

Currently certified officers may participate in an accelerated academy and training program.

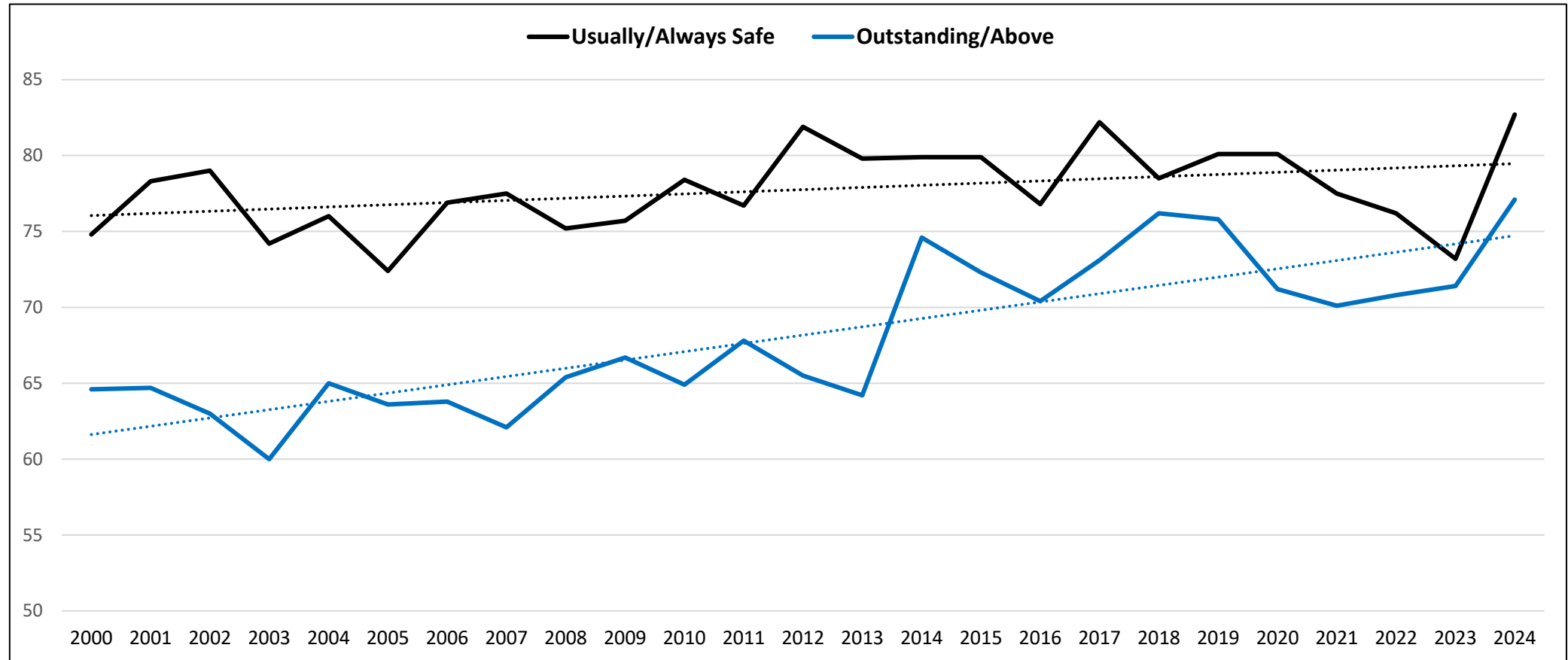
[APPLY NOW >](#)

joinlpd.com



LINCOLN
Police Department

QUALITY SERVICE AUDITS



- The overall rating provided by citizens for “*usually or always feels safe*” in their neighborhoods and the rating for officers’ performance of “*above average or outstanding*” has increased over the last 23 years.



LINCOLN
Police Department

Annual Reports



Annual Report 2024

Click image to view

Annual Reports | 2015 - 2024



Annual Reports | 2000 - 2014



Annual Reports | 1985 - 1999



<https://www.lincoln.ne.gov/City/Departments/Police/About-LPD/Annual-Reports>



LINCOLN
Police Department

