

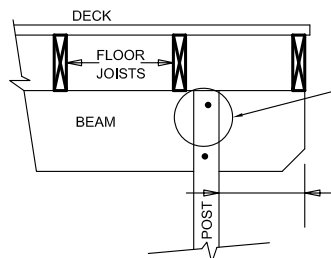
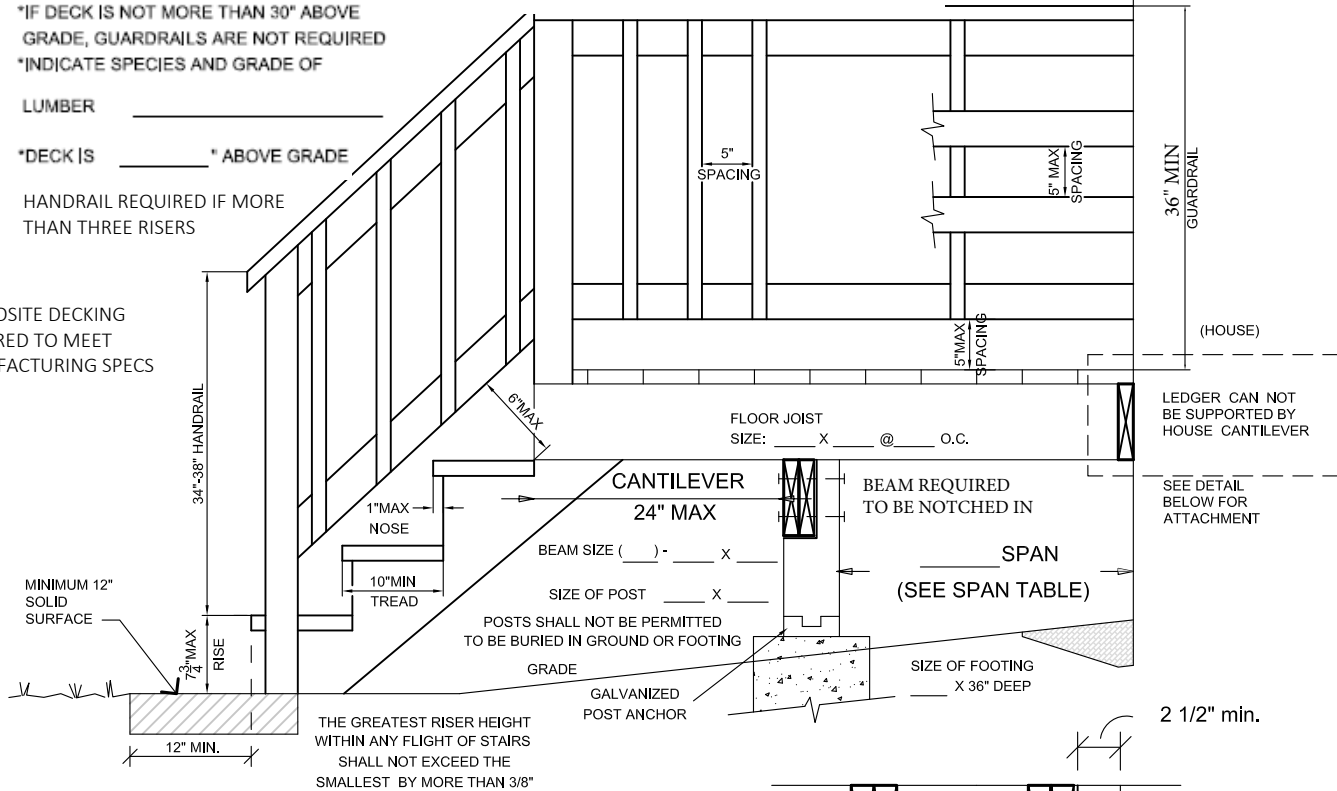
DECK DETAIL

NOTES: *IF DECK IS NOT MORE THAN 30" ABOVE GRADE, GUARDRAILS ARE NOT REQUIRED
*INDICATE SPECIES AND GRADE OF LUMBER

*DECK IS _____" ABOVE GRADE

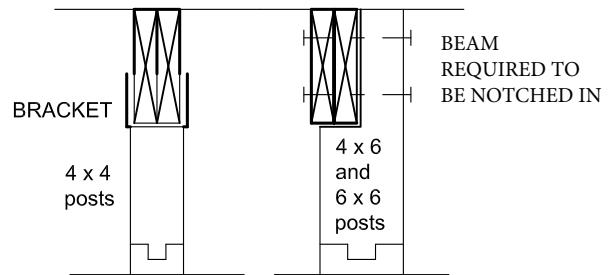
HANDRAIL REQUIRED IF MORE THAN THREE RISERS

NOTE: COMPOSITE DECKING REQUIRED TO MEET MANUFACTURING SPECS

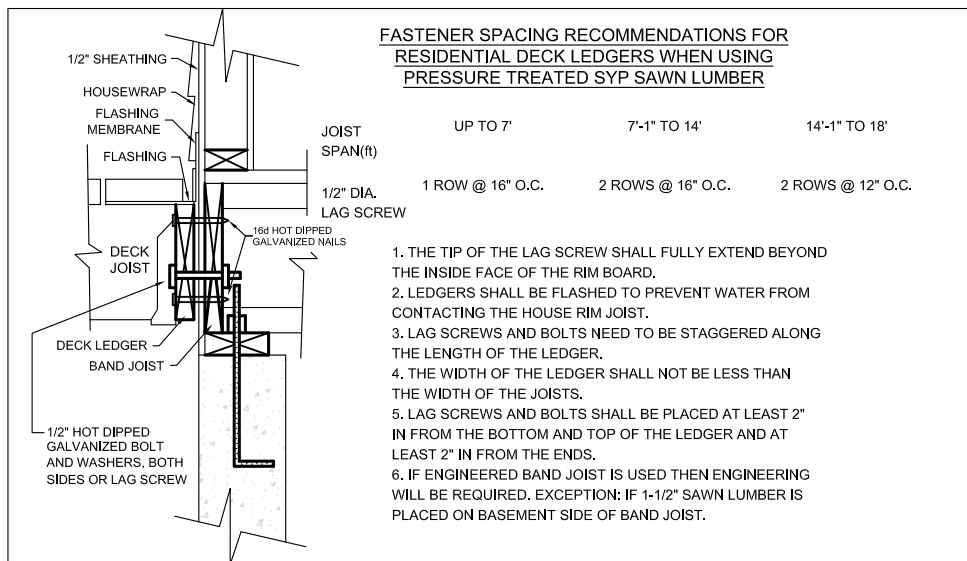


MIN. POST TO BEAM CONNECTION:
(2) - 1/2" THROUGH BOLTS

CANTILEVER 12" MAX



ATTACHING DECK LEDGER TO BAND JOIST OVER STRUCTURAL SHEATHING



SITE PLAN REQUIREMENTS

1. PROPERTY ADDRESS & LEGAL DESCRIPTION.
2. ADD PROPERTY DIMENSIONS.
3. SHOW ALL EASEMENTS.
4. LOCATION OF ALL PERMANENT STRUCTURES.
5. LOCATION OF DECK: DISTANCE TO PROPERTY LINES.
6. SHOW MET FOOTING LOCATIONS.
7. INDICATE PIER FOOTING DIAMETER AND DEPTH.
8. INDICATE WHETHER A SPA OR HOT TUB WILL BE PLACED ON DECK.
9. DECK CAN NOT BE SUPPORTED OFF OF HOUSE CANTILEVER