

# URBAN DEVELOPMENT

Project Title	FY2025	FY2026	FY2027	FY2028	FY2029	FY2030	Total
Affordable Housing	\$1,094,600	\$1,099,300	\$1,104,100	\$1,109,000	\$1,121,450	\$1,134,523	\$6,662,973
Commercial Districts and Entryway Corridor Public Improvements	\$110,775	\$116,314	\$122,129	\$128,236	\$134,648	\$141,380	\$753,482
Downtown Corridors Project	\$7,250,000	\$8,000,000	\$0	\$0	\$0	\$0	\$15,250,000
Downtown Public Improvements	\$807,750	\$848,138	\$890,544	\$935,072	\$981,825	\$1,030,916	\$5,494,245
Elevator Modernization	\$0	\$1,000,000	\$0	\$750,000	\$0	\$0	\$1,750,000
Haymarket South Streetscape/Parking	\$0	\$0	\$0	\$900,000	\$900,000	\$900,000	\$2,700,000
Housing Enhancements	\$250,000	\$250,000	\$250,000	\$250,000	\$250,000	\$250,000	\$1,500,000
Livable Neighborhoods (Urban Development)	\$125,000	\$125,000	\$125,000	\$125,000	\$125,000	\$125,000	\$750,000
Operations Command Center Support	\$0	\$100,000	\$100,000	\$100,000	\$100,000	\$100,000	\$500,000
Parking and Revenue Control Equipment	\$0	\$100,000	\$100,000	\$100,000	\$100,000	\$100,000	\$500,000
Parking Garage Interior Facade Enhancements	\$0	\$150,000	\$150,000	\$100,000	\$0	\$0	\$400,000
Parking Meters	\$0	\$100,000	\$100,000	\$100,000	\$100,000	\$100,000	\$500,000
South of Downtown Rental Rehabilitation Program	\$1,557,154	\$1,557,154	\$1,557,154	\$1,557,154	\$1,557,154	\$1,557,154	\$9,342,924
Structural Repair/Maintenance of Parking Garages	\$0	\$56,900	\$66,300	\$69,600	\$0	\$0	\$192,800
TIF Redevelopment Projects	\$0	\$0	\$0	\$0	\$0	\$0	\$0
Transportation Demand Mgmt	\$250,000	\$0	\$100,000	\$0	\$100,000	\$0	\$450,000
West Haymarket Redevelopment Project	\$1,000,000	\$1,000,000	\$0	\$0	\$0	\$0	\$2,000,000
West O Entryway Project	\$1,545,765	\$1,545,765	\$1,545,765	\$1,545,765	\$1,545,765	\$1,545,765	\$9,274,590
<b>Total:</b>	<b>\$13,991,044</b>	<b>\$16,048,571</b>	<b>\$6,210,992</b>	<b>\$7,769,827</b>	<b>\$7,015,842</b>	<b>\$6,984,738</b>	<b>\$58,021,014</b>

Funding Source	FY2025	FY2026	FY2027	FY2028	FY2029	FY2030	Total
Cash Transfers	\$150,000	\$150,000	\$150,000	\$150,000	\$150,000	\$150,000	\$900,000
Community Improvement Financing	\$4,102,919	\$12,102,919	\$3,102,919	\$4,002,919	\$4,002,919	\$4,002,919	\$31,317,514
Federal Aid	\$7,375,000	\$125,000	\$125,000	\$125,000	\$125,000	\$125,000	\$8,000,000
General Revenues	\$1,878,525	\$1,924,452	\$1,972,673	\$2,023,308	\$2,076,473	\$2,132,296	\$12,007,727
Other Financing	\$234,600	\$239,300	\$244,100	\$249,000	\$261,450	\$274,523	\$1,502,973
User Fees	\$250,000	\$1,506,900	\$616,300	\$1,219,600	\$400,000	\$300,000	\$4,292,800
<b>Total:</b>	<b>\$13,991,044</b>	<b>\$16,048,571</b>	<b>\$6,210,992</b>	<b>\$7,769,827</b>	<b>\$7,015,842</b>	<b>\$6,984,738</b>	<b>\$58,021,014</b>

# Affordable Housing

## Overview

Request Owner	UrbanDev CIP, UrbanDev
Est. Start Date	09/01/2022
Department	13-Urban Development
Type	Capital Improvement

## Description

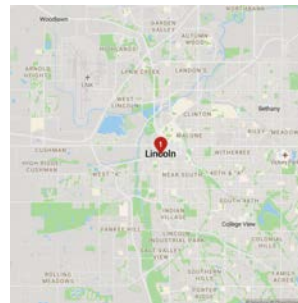
Assist Low Income Housing Tax Credit projects or affordable housing projects in low-income census tracts and adjacent tracts. Examples of previous projects include assisting NeighborWorks Lincoln's Community Land Trust with funds for the construction of single-family and multifamily affordable housing projects in South of Downtown, assisting the Lincoln Housing Authority with funds for the construction of their High School Build House, and assisting the Foxtail Meadows affordable housing project with funding for infrastructure costs that enabled the construction of the new affordable housing. The source of funds are the Turnback Tax Fund, General Fund and TIF Administration Fee Transfers. State statute allows 10% of the funding from the Turnback Tax to be dedicated to low income housing if funds are not currently needed for the purposes described in Neb Rev. Stat. Section 13-2604. In Lincoln, this statute applies to funding for the Pinnacle Bank Arena. The Livable Neighborhoods Division of Urban Development works to increase safe, affordable, accessible housing, support neighborhood vitality, and address homelessness issues. Continuing to provide and sustain safe, quality, accessible, affordable housing options for lower-income households to improve the quality of life for all of Lincoln's residents is essential to the Department's mission. The City completed Lincoln's Affordable Housing Coordinated Action Plan that helps guide the use of these funds for specific projects, in conjunction with fees paid for Tax Increment Financing (TIF) funded projects, general funds appropriated by the City Council through the bi-annual budget process, and payments received in-lieu of providing affordable units in TIF funded projects that include housing. Additional general funds will be used to augment funding through Community Development Resource (CDR) and its CDFI resources to create new, and extend the life of existing, affordable housing by implementing strategies identified in the Affordable Housing Coordinated Action Plan. Strategy 55 in The Lincoln Climate Action Plan, under the Key Initiative "Improve Protections for and with Lincoln Residents" states: "Continue to support the goals of the Affordable Housing Plan." Implementation of the Affordable Housing Coordinated Action Plan is, therefore, consistent with furthering the Climate Action Plan and continues to contribute to Lincoln's resiliency.

The funding source of "cash transfers" includes TIF admin fees.

## Details

Status	Ongoing
Budget Outcome	Vibrant City Economy and Quality of Life
Recommendation	In Conformance with the Plan

## Location



## Funding Sources Breakdown

Funding Sources	FY2025	FY2026	FY2027	FY2028	FY2029	FY2030	Total
Cash Transfers	\$150,000	\$150,000	\$150,000	\$150,000	\$150,000	\$150,000	\$900,000
General Revenues	\$710,000	\$710,000	\$710,000	\$710,000	\$710,000	\$710,000	\$4,260,000
Other Financing	\$234,600	\$239,300	\$244,100	\$249,000	\$261,450	\$274,523	\$1,502,973
<b>Total</b>	<b>\$1,094,600</b>	<b>\$1,099,300</b>	<b>\$1,104,100</b>	<b>\$1,109,000</b>	<b>\$1,121,450</b>	<b>\$1,134,523</b>	<b>\$6,662,973</b>

# Commercial Districts and Entryway Corridor Public Improvements

## Overview

Request Owner	UrbanDev CIP, UrbanDev
Department	13-Urban Development
Type	Capital Improvement

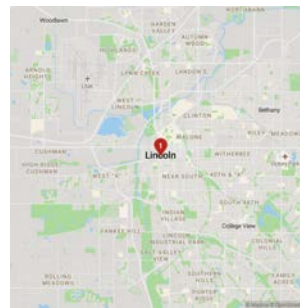
## Description

These General funds provide for the repair and replacement of key streetscape elements within the City's commercial districts and entryway corridors (not including downtown). Qualified repair and replacement elements are to include street trees, shrubs, ornamental grasses, perennial plantings, site furnishings and other amenity elements, ornamental lighting, wayfinding signage/graphics, hardscape paving surfaces and bike lane facilities and markings. They also provide for the enhancement and activation of existing streetscapes through the incorporation of new streetscape amenities.

## Details

Status	Ongoing
Budget Outcome	Vibrant City Economy and Quality of Life
Recommendation	In Conformance with the Plan

## Location



## Funding Sources Breakdown

Funding Sources	FY2025	FY2026	FY2027	FY2028	FY2029	FY2030	Total
General Revenues	\$110,775	\$116,314	\$122,129	\$128,236	\$134,648	\$141,380	\$753,482
<b>Total</b>	<b>\$110,775</b>	<b>\$116,314</b>	<b>\$122,129</b>	<b>\$128,236</b>	<b>\$134,648</b>	<b>\$141,380</b>	<b>\$753,482</b>

# Downtown Corridors Project

## Overview

Request Owner	UrbanDev CIP, UrbanDev
Est. Start Date	09/01/2021
Department	13-Urban Development
Type	Capital Improvement

## Description

The Downtown Corridors Project is located largely between 9th and 28th Streets from P and N Streets, as well as between 9th Street and 10th Street from T to K Streets, including adjacent alleys and rights-of-way in Greater Downtown Lincoln. TIF funds will be used to address key entry points into Downtown, enhance the O Street Streetscape, improve high priority intersection crossings on 9th and 10th Streets, improve area alleys, address adjacent facades, and other related improvements. The Project Area is in the Lincoln Center, Antelope Valley, and North 27th Street Corridor and Environs Redevelopment Plan Areas and overlaps with the South Haymarket Neighborhood Plan, a subarea of the Lincoln Lancaster County Comprehensive Plan. Several neighborhoods will be impacted by the new district improvements: South Salt Creek, Haymarket, Downtown, Hawley, Hartley, Malone, and Woods Park Neighborhoods.

The Project is a Catalyst Project in the 2018 Downtown Master Plan, titled "Enhance the Front Door to Downtown." The Project Area also overlaps with Downtown Master Plan Catalyst Projects like the Downtown Music District, Downtown Cultural District, Pershing/Community Commons Project, 11th Street Greenway, and numbered two-way streets improvements, as well as current and potential private redevelopment and development projects that include 9th and O Street, LES Building Reuse, Gold's Redevelopment, Willy's Knight Redevelopment, 9th and P, and other potential projects. The Downtown Corridors Plan is complete. Phase I, encompassing 9th and 10th Street from K to S Streets, 11th Street from N to P, 14th Street from N to P (The Music District), O Street from 9th to Centennial Mall, and a number of alleys, is underway. The design process has begun and is expected to be completed in 2024. Components of the project may be phased as additional funding sources come online, and redevelopment projects occur within and adjacent to the project area. Construction will begin in 2024 on some aspects of the project, with most construction likely occurring during 2025 and finishing in 2026.

Approximately \$3.8 million in TIF was obligated to right-of-way improvements related to the Phase I Project from private redevelopment projects including, 1040 O LES, Sawmill, Color Court, Gold's Phase I, Central Hotel, Campion, BOTW/LF, 9th and R Hotel, Lincoln Bold, and 10th and O Apartments. Additionally, prior appropriations totaling \$3.5 million from TIF within the districts have occurred. An additional \$1 million will be provided from City ARPA funding for the Music District. Downtown Lincoln Association has secured an additional \$1.25 in ARPA QCT funds for the Music District. Finally, the City will use inter-fund borrowing in the amount of \$8 million to be repaid over 7 to 8 years from the valuation growth within the project area.

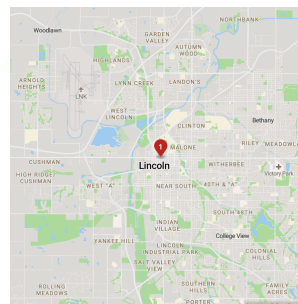
The City also applied for and leveraged additional federal funds totaling \$4 million. Additionally, Downtown Lincoln Association applied for and received an additional grant request for \$1 million in federal funds for the Phase I, Music District. A portion of the Downtown Lincoln Association funds for the Music District may go toward improvements that will be bid as part of the Phase I Project.

The Phase II project on O Street from 17th to 28th may be brought forward into the 2-year budget if awarded approximately \$24 million in federal funding, sufficient to fully fund the project, with local match.

## Details

Status	Ongoing
Budget Outcome	Vibrant City Economy and Quality of Life
Recommendation	In Conformance with the Plan

## Location



## Funding Sources Breakdown

<b>Funding Sources</b>	<b>FY2025</b>	<b>FY2026</b>	<b>FY2027</b>	<b>FY2028</b>	<b>FY2029</b>	<b>FY2030</b>	<b>Total</b>
Community Improvement Financing	\$0	\$8,000,000	\$0	\$0	\$0	\$0	\$8,000,000
Federal Aid	\$7,250,000	\$0	\$0	\$0	\$0	\$0	\$7,250,000
<b>Total</b>	<b>\$7,250,000</b>	<b>\$8,000,000</b>	<b>\$0</b>	<b>\$0</b>	<b>\$0</b>	<b>\$0</b>	<b>\$15,250,000</b>

# Downtown Public Improvements

## Overview

Request Owner	UrbanDev CIP, UrbanDev
Department	13-Urban Development
Type	Capital Improvement

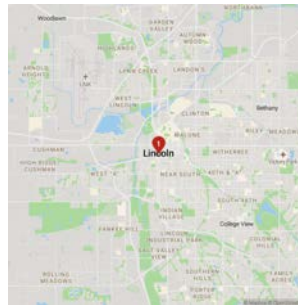
## Description

These General funds provide for the repair and replacement of key streetscape elements within downtown's public ways and spaces. Qualified repair and replacement elements are to include street trees, understory landscaping, irrigation system components, site furnishings and other amenity elements, ornamental lighting, wayfinding signage/graphics, hardscape paving surfaces, and bike lane facilities and markings. They also provide for the enhancement and activation of existing downtown streetscapes through the incorporation of new streetscape amenities.

## Details

Status	Ongoing
Budget Outcome	Vibrant City Economy and Quality of Life
Recommendation	Generally Conforms to the Plan

## Location



## Funding Sources Breakdown

Funding Sources	FY2025	FY2026	FY2027	FY2028	FY2029	FY2030	Total
General Revenues	\$807,750	\$848,138	\$890,544	\$935,072	\$981,825	\$1,030,916	\$5,494,245
<b>Total</b>	<b>\$807,750</b>	<b>\$848,138</b>	<b>\$890,544</b>	<b>\$935,072</b>	<b>\$981,825</b>	<b>\$1,030,916</b>	<b>\$5,494,245</b>

# Elevator Modernization

## Overview

Request Owner	UrbanDev CIP, UrbanDev
Est. Start Date	09/01/2024
Est. Completion Date	02/01/2025
Department	13-Urban Development
Type	Capital Improvement

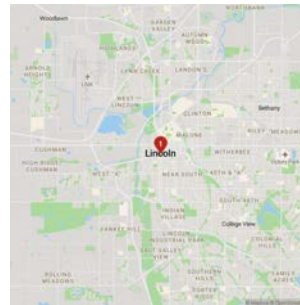
## Description

These funds provide for the modernization of elevators in parking garages. Renovations will follow the recommendations of the elevator engineering consultant, Lerch-Bates, who evaluated the overall condition of the equipment. In this six-year Capital Improvement Budget, the plan is to modernize the elevators (2) in the Market Place Garage, followed by the elevators (2) in the Haymarket Garage. The next facility scheduled for modernization during this budget is University Square South Elevator and Elevators(2) at Carriage Park.

## Details

Status	Ongoing
Budget Outcome	Vibrant City Economy and Quality of Life
Recommendation	Generally Conforms to the Plan

## Location



## Funding Sources Breakdown

Funding Sources	FY2025	FY2026	FY2027	FY2028	FY2029	FY2030	Total
User Fees	\$0	\$1,000,000	\$0	\$750,000	\$0	\$0	\$1,750,000
<b>Total</b>	<b>\$0</b>	<b>\$1,000,000</b>	<b>\$0</b>	<b>\$750,000</b>	<b>\$0</b>	<b>\$0</b>	<b>\$1,750,000</b>

# Haymarket South Streetscape/Parking

## Overview

Request Owner	UrbanDev CIP, UrbanDev
Est. Start Date	09/04/2018
Department	13-Urban Development
Type	Capital Improvement

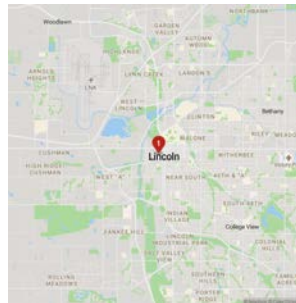
## Description

The Haymarket South Streetscape/Parking Project is located largely between N and J Streets and 4th and 9th Streets in Downtown Lincoln. This project was created with the 8N College Housing TIF subproject, which was later amended through Resolution A-94124 to include the future South Haymarket Park and identify additional TIF available to be used toward project goals. The goals of the project are to address parking, pedestrian, bicycle, and vehicular circulation and connectivity, contextual placemaking, collaboration with other public and private improvements, and the resiliency of the district. The project area is in the Lincoln Center Redevelopment Plan Area and overlaps with the South Haymarket Neighborhood Plan, a subarea of the Lincoln Lancaster County Comprehensive Plan, as well as the South Salt Creek Neighborhood. The Project Area includes: 8N Collegiate Housing, West Haymarket Block 4, Cotswold, Telesis/Dairy House, and other potential projects. The Haymarket South Street and Streetscape conceptual design is complete. The 8N traffic signal, LES Substation Improvements, and Rosa Parks Underpass parking lot have been constructed. Additional funding may be used toward design and construction of additional public improvements, acquisition of vacated rights of way and other private property for park and/or parking connectivity, and construction of additional public improvements, including street and streetscape improvements in coordination with other projects. Future phases will be dependent upon availability of funding and public/private partnerships. Funding has been obligated for the next three to four years.

## Details

Status	Ongoing
Budget Outcome	Vibrant City Economy and Quality of Life
Recommendation	In Conformance with the Plan

## Location



## Funding Sources Breakdown

Funding Sources	FY2025	FY2026	FY2027	FY2028	FY2029	FY2030	Total
Community Improvement Financing	\$0	\$0	\$0	\$900,000	\$900,000	\$900,000	\$2,700,000
<b>Total</b>	<b>\$0</b>	<b>\$0</b>	<b>\$0</b>	<b>\$900,000</b>	<b>\$900,000</b>	<b>\$900,000</b>	<b>\$2,700,000</b>



# Housing Enhancements

## Overview

Request Owner	UrbanDev CIP, UrbanDev
Est. Start Date	01/01/2024
Department	13-Urban Development
Type	Capital Improvement

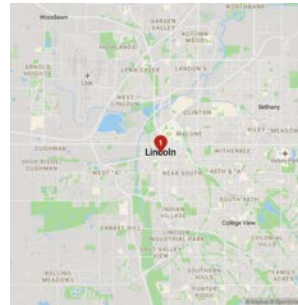
## Description

Funding utilized to enhance housing programs and neighborhood revitalization with a focus on items 1, 2, 14, 48 and 49 in the Lincoln Climate Action Plan. These funds may be used to educate and incentivize individuals, who are in the process of replacing heating and cooling systems, of the value and benefit of considering a high efficiency system as a replacement option.

## Details

Status	Ongoing
Budget Outcome	Strong and Resilient City
Recommendation	In Conformance with the Plan

## Location



## Funding Sources Breakdown

Funding Sources	FY2025	FY2026	FY2027	FY2028	FY2029	FY2030	Total
General Revenues	\$250,000	\$250,000	\$250,000	\$250,000	\$250,000	\$250,000	\$1,500,000
<b>Total</b>	<b>\$250,000</b>	<b>\$250,000</b>	<b>\$250,000</b>	<b>\$250,000</b>	<b>\$250,000</b>	<b>\$250,000</b>	<b>\$1,500,000</b>

# Livable Neighborhoods (Urban Development)

## Overview

Request Owner	UrbanDev CIP, UrbanDev
Est. Start Date	09/01/2022
Department	13-Urban Development
Type	Capital Improvement

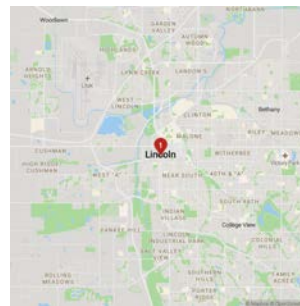
## Description

Livable Neighborhoods is a commitment to improving and maintaining strong, vibrant neighborhoods. In conjunction with Lincoln Transportation and Utilities, Parks and Recreation, and Urban Development, this project provides funding to further that commitment. CDBG funding is provided for planning and design, preliminary engineering, and construction of improvements in the public ROW, and other measures resulting in Livable Neighborhoods such as park improvements, trails, and street trees. An example is an alley project between D and E, 12th to 13th Streets completed in FY 24 that improved water quality through installation of permeable pavers and solved drainage issues. The project included an underdrain system connected directly to the public storm drain to drain excess water that does not infiltrate. Impervious liners at both the east and west ends prevent infiltration of drainage to nearby residential structures. The project provides relief from drainage issues, helps with stormwater quality due to allowing infiltration through underlying insitu soils, and provides for a much smoother and safer surface for vehicles and pedestrians. Upcoming projects under consideration include design of a streetscape from 27th to 33rd on Holdrege Street.

## Details

Status	Ongoing
Budget Outcome	Vibrant City Economy and Quality of Life
Recommendation	In Conformance with the Plan

## Location



## Funding Sources Breakdown

Funding Sources	FY2025	FY2026	FY2027	FY2028	FY2029	FY2030	Total
Federal Aid	\$125,000	\$125,000	\$125,000	\$125,000	\$125,000	\$125,000	\$750,000
<b>Total</b>	<b>\$125,000</b>	<b>\$125,000</b>	<b>\$125,000</b>	<b>\$125,000</b>	<b>\$125,000</b>	<b>\$125,000</b>	<b>\$750,000</b>

# Operations Command Center Support

## Overview

Request Owner	UrbanDev CIP, UrbanDev
Est. Start Date	10/01/2024
Est. Completion Date	08/01/2025
Department	13-Urban Development
Type	Capital Improvement

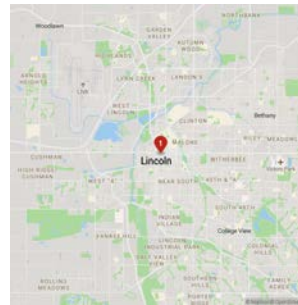
## Description

These funds provide for the purchase of the upgrading of old cameras, upgrading software, and server hardware to continue the expansion of the command center - based operational model adopted by Parking Services. The command center staff currently has access to 275 camera views that allow them to observe activity within all fourteen parking garages operated by the City. All existing surface parking lots will have cameras installed as part of this project. Parking Services will also be identifying areas of coverage within each of the parking facilities where camera installation will assist in improving customer service and enhancing customer security. The increasing number of cameras will require continual upgrades to the software and hardware to meet the video management demand.

## Details

Status	Ongoing
Budget Outcome	Vibrant City Economy and Quality of Life
Recommendation	Generally Conforms to the Plan

## Location



## Funding Sources Breakdown

Funding Sources	FY2025	FY2026	FY2027	FY2028	FY2029	FY2030	Total
User Fees	\$0	\$100,000	\$100,000	\$100,000	\$100,000	\$100,000	\$500,000
<b>Total</b>	<b>\$0</b>	<b>\$100,000</b>	<b>\$100,000</b>	<b>\$100,000</b>	<b>\$100,000</b>	<b>\$100,000</b>	<b>\$500,000</b>

# Parking and Revenue Control Equipment

## Overview

Request Owner	UrbanDev CIP, UrbanDev
Est. Start Date	05/01/2025
Est. Completion Date	03/28/2026
Department	13-Urban Development
Type	Capital Improvement

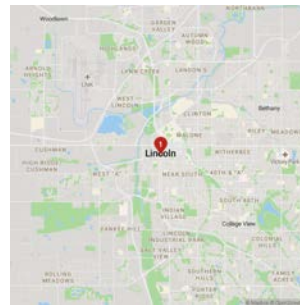
## Description

The funding for this project is to help maintain the new parking and revenue control equipment in the City-owned parking garages. This will offer customers a full range of payment options, such as Apple Pay, Google Pay, Passport, credit card, decrementing value card, or cash. This will allow us to make sure the parking equipment is interfaced with our Central Command Center.

## Details

Status	Ongoing
Budget Outcome	Vibrant City Economy and Quality of Life
Recommendation	Generally Conforms to the Plan

## Location



## Funding Sources Breakdown

Funding Sources	FY2025	FY2026	FY2027	FY2028	FY2029	FY2030	Total
User Fees	\$0	\$100,000	\$100,000	\$100,000	\$100,000	\$100,000	\$500,000
<b>Total</b>	<b>\$0</b>	<b>\$100,000</b>	<b>\$100,000</b>	<b>\$100,000</b>	<b>\$100,000</b>	<b>\$100,000</b>	<b>\$500,000</b>

# Parking Garage Interior Facade Enhancements

## Overview

Request Owner	UrbanDev CIP, UrbanDev
Est. Start Date	04/01/2025
Est. Completion Date	07/30/2025
Department	13-Urban Development
Type	Capital Improvement

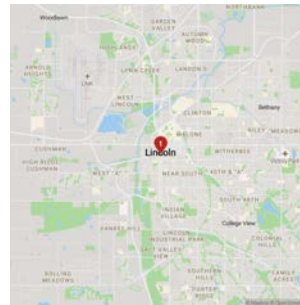
## Description

These funds are for the renovation of the interior elements of parking garages throughout the parking system. Included in this would be the renovation of the stairway and elevator lobby's in the Que Place Parking Garage. Also included would be the renovation of the South stairway and elevator lobby at University Square Parking Garage.

## Details

Status	Ongoing
Budget Outcome	Vibrant City Economy and Quality of Life
Recommendation	Generally Conforms to the Plan

## Location



## Funding Sources Breakdown

Funding Sources	FY2025	FY2026	FY2027	FY2028	FY2029	FY2030	Total
User Fees	\$0	\$150,000	\$150,000	\$100,000	\$0	\$0	\$400,000
<b>Total</b>	<b>\$0</b>	<b>\$150,000</b>	<b>\$150,000</b>	<b>\$100,000</b>	<b>\$0</b>	<b>\$0</b>	<b>\$400,000</b>

# Parking Meters

## Overview

Request Owner	UrbanDev CIP, UrbanDev
Est. Start Date	11/01/2024
Est. Completion Date	10/01/2025
Department	13-Urban Development
Type	Capital Improvement

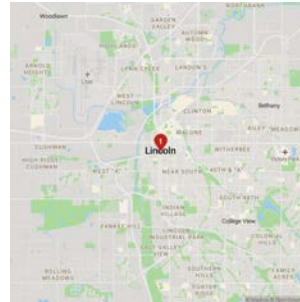
## Description

These funds provide for the purchase of multi-space parking meters for use on-street and in surface parking lots. It is anticipated that a total of 150 multi-space units will be needed to convert the downtown core, the Telegraph District, Innovation Campus and South Haymarket. These funds will also help us maintain the current individual credit card meters that we currently have and will continue to use in the future.

## Details

Status	Ongoing
Budget Outcome	Vibrant City Economy and Quality of Life
Recommendation	Generally Conforms to the Plan

## Location



## Funding Sources Breakdown

Funding Sources	FY2025	FY2026	FY2027	FY2028	FY2029	FY2030	Total
User Fees	\$0	\$100,000	\$100,000	\$100,000	\$100,000	\$100,000	\$500,000
<b>Total</b>	<b>\$0</b>	<b>\$100,000</b>	<b>\$100,000</b>	<b>\$100,000</b>	<b>\$100,000</b>	<b>\$100,000</b>	<b>\$500,000</b>

# South of Downtown Rental Rehabilitation Program

## Overview

Request Owner	UrbanDev CIP, UrbanDev
Est. Start Date	01/01/2023
Department	13-Urban Development
Type	Capital Improvement

## Description

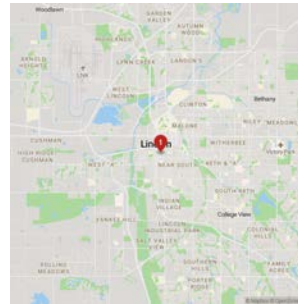
Resolution A-92552 authorized a District Area TIF for South of Downtown to implement a Rental Rehabilitation Program. The goal is 100 units each calendar year in the area. Grants were awarded in 2022 and are under construction.

In the Resolution for the Sky Park Redevelopment Project, Section J. Redeveloper Financial Contribution, Redeveloper agreed to make a financial contribution in the amount of \$285,000 for use in City's rental rehab housing improvement program in the South of Downtown Redevelopment Project Area.

## Details

Status	Ongoing
Budget Outcome	Vibrant City Economy and Quality of Life
Recommendation	Generally Conforms to the Plan

## Location



## Funding Sources Breakdown

Funding Sources	FY2025	FY2026	FY2027	FY2028	FY2029	FY2030	Total
Community Improvement Financing	\$1,557,154	\$1,557,154	\$1,557,154	\$1,557,154	\$1,557,154	\$1,557,154	\$9,342,924
<b>Total</b>	<b>\$1,557,154</b>	<b>\$1,557,154</b>	<b>\$1,557,154</b>	<b>\$1,557,154</b>	<b>\$1,557,154</b>	<b>\$1,557,154</b>	<b>\$9,342,924</b>

# Structural Repair/Maintenance of Parking Garages

## Overview

Request Owner	UrbanDev CIP, UrbanDev
Department	13-Urban Development
Type	Capital Improvement

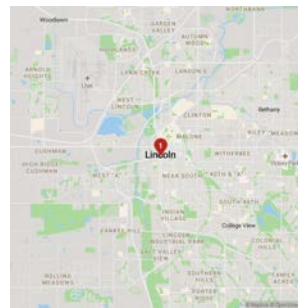
## Description

These funds provide for the continuing process of structural repairs and maintenance on the parking garages. Parking Services is committed to maximizing the useful lifespan of all existing parking facilities. These facilities range in age from the Center Park Garage, which opened in 1978 (44 years), to the Lumberworks Parking Garage, which open in 2014 (8 years). As the oldest parking facility, the Center Park Garage requires a higher level of inspection and maintenance. Cornhusker Parking Garage (39 years) and University Square Parking Garage (36 years) are also facilities which will require increased maintenance due to the age of the structure. Parking Services contracts with a qualified structural engineering firm to assess the structural integrity of each parking garage and develops a project list of concrete repair, waterproofing, and other tasks which are designed to correct any identifiable deficiencies before they impact safety and structural longevity. The cost of the structure inspection, development of project specifications, and construction administration is also included in this project.

## Details

Status	Ongoing
Budget Outcome	Vibrant City Economy and Quality of Life
Recommendation	Generally Conforms to the Plan

## Location



## Funding Sources Breakdown

Funding Sources	FY2025	FY2026	FY2027	FY2028	FY2029	FY2030	Total
User Fees	\$0	\$56,900	\$66,300	\$69,600	\$0	\$0	\$192,800
<b>Total</b>	<b>\$0</b>	<b>\$56,900</b>	<b>\$66,300</b>	<b>\$69,600</b>	<b>\$0</b>	<b>\$0</b>	<b>\$192,800</b>



# TIF Redevelopment Projects

## Overview

Request Owner	UrbanDev CIP, UrbanDev
Department	13-Urban Development
Type	Capital Improvement

## Description

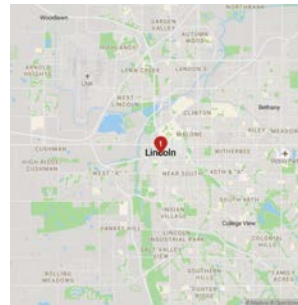
This project lists CIP amendments related to appropriation of Tax Increment Financing (TIF) funds for redevelopment projects. CIP amendments for TIF redevelopment projects are approved by City Council concurrent with each redevelopment agreement. These funds are used for project/site improvements that provide a public benefit. The source of funds is the tax increment collected with each project. The associated redevelopment projects receive Comprehensive Plan Conformance review from Planning Commission prior to City Council action. TIF redevelopment projects added to the CIP in previous fiscal years include: Gold's Tower - \$4,200,000 (A-93678) Telesis/Dairy House Phase 2 - \$315,000 (A-93581) Coyote/Finke - \$240,000 (A-93693) 1030 O Street - \$3,750,000 (A-93722) 300 S 16th Street - \$308,164 (A-93745) Pershing Block Phase 1 - \$2,327,452 (A-93747) Lincoln Logistics - \$13,492,680 (A-93775) Foxtail/Sofo Housing - \$5,590,000 (A-93791) Lincoln Bold - \$24,150,000 (A-93848).

Projects will be added as they are approved by City Council.

## Details

Status	Ongoing
Budget Outcome	Vibrant City Economy and Quality of Life
Recommendation	In Conformance with the Plan

## Location



## Funding Sources Breakdown

Funding Sources	FY2025	FY2026	FY2027	FY2028	FY2029	FY2030	Total
<b>Total</b>	\$0	\$0	\$0	\$0	\$0	\$0	\$0

# Transportation Demand Mgmnt

## Overview

Request Owner	UrbanDev CIP, UrbanDev
Est. Start Date	07/01/2024
Est. Completion Date	03/01/2025
Department	13-Urban Development
Type	Capital Improvement

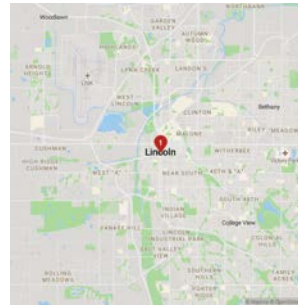
## Description

These funds are for consulting services to assist Parking Services in developing a strategic downtown parking plan for managing parking in light of advancing technology and changing customer requirements. Curb management is critical to managing growth in modern downtowns and Parking Services requires assistance in developing the new processes and techniques required for this new area of management. Other areas of concern are the development of a "touchless" parking experience which the pandemic has demonstrated customers' desire, payment options which Parking Services does not currently offer, and the impact of ridesharing and micro-mobility options such as bikes and scooters. This study would help identify areas of focus over the next two to five years.

## Details

Status	Ongoing
Budget Outcome	Vibrant City Economy and Quality of Life
Recommendation	Generally Conforms to the Plan

## Location



## Funding Sources Breakdown

Funding Sources	FY2025	FY2026	FY2027	FY2028	FY2029	FY2030	Total
User Fees	\$250,000	\$0	\$100,000	\$0	\$100,000	\$0	\$450,000
<b>Total</b>	<b>\$250,000</b>	<b>\$0</b>	<b>\$100,000</b>	<b>\$0</b>	<b>\$100,000</b>	<b>\$0</b>	<b>\$450,000</b>

# West Haymarket Redevelopment Project

## Overview

Request Owner	UrbanDev CIP, UrbanDev
Department	13-Urban Development
Type	Capital Improvement

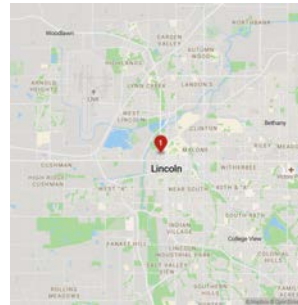
## Description

In 2023, Resolution A-94123 was approved by City Council to amend the West Haymarket Redevelopment Project on the property generally located along and west of Canopy Street between N and R Streets. This amendment increased the estimated funds available for the West Haymarket Redevelopment Project Area. The amendment allowed for the design and construction of public improvements with the Project Area with TIF funds from subprojects within the district, specifically and including West Haymarket Subproject A - Hotel and RRO. Funding may be used for street and streetscape improvements within the Project Area. A total of \$1 million was previously obligated to the project.

## Details

Recommendation    In Conformance with the Plan

## Location



## Funding Sources Breakdown

Funding Sources	FY2025	FY2026	FY2027	FY2028	FY2029	FY2030	Total
Community Improvement Financing	\$1,000,000	\$1,000,000	\$0	\$0	\$0	\$0	\$2,000,000
<b>Total</b>	<b>\$1,000,000</b>	<b>\$1,000,000</b>	<b>\$0</b>	<b>\$0</b>	<b>\$0</b>	<b>\$0</b>	<b>\$2,000,000</b>

# West O Entryway Project

## Overview

Request Owner	UrbanDev CIP, UrbanDev
Est. Start Date	09/01/2022
Department	13-Urban Development
Type	Capital Improvement

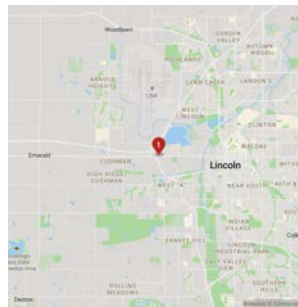
## Description

The design and implementation of a bicycle trail, as part of the West O Entryway improvements, on the north side of West O Street, between NW 22nd and NW 48th Streets. Tax Increment Financing (TIF) funds will be used for this project. The overall project goal for the West O corridor is to create a more vibrant, welcoming and functional streetscape that will serve to stimulate private reinvestment along this major entryway corridor.

## Details

Status	Ongoing
Budget Outcome	Vibrant City Economy and Quality of Life
Recommendation	Generally Conforms to the Plan

## Location



## Funding Sources Breakdown

Funding Sources	FY2025	FY2026	FY2027	FY2028	FY2029	FY2030	Total
Community Improvement Financing	\$1,545,765	\$1,545,765	\$1,545,765	\$1,545,765	\$1,545,765	\$1,545,765	\$9,274,590
<b>Total</b>	<b>\$1,545,765</b>	<b>\$1,545,765</b>	<b>\$1,545,765</b>	<b>\$1,545,765</b>	<b>\$1,545,765</b>	<b>\$1,545,765</b>	<b>\$9,274,590</b>