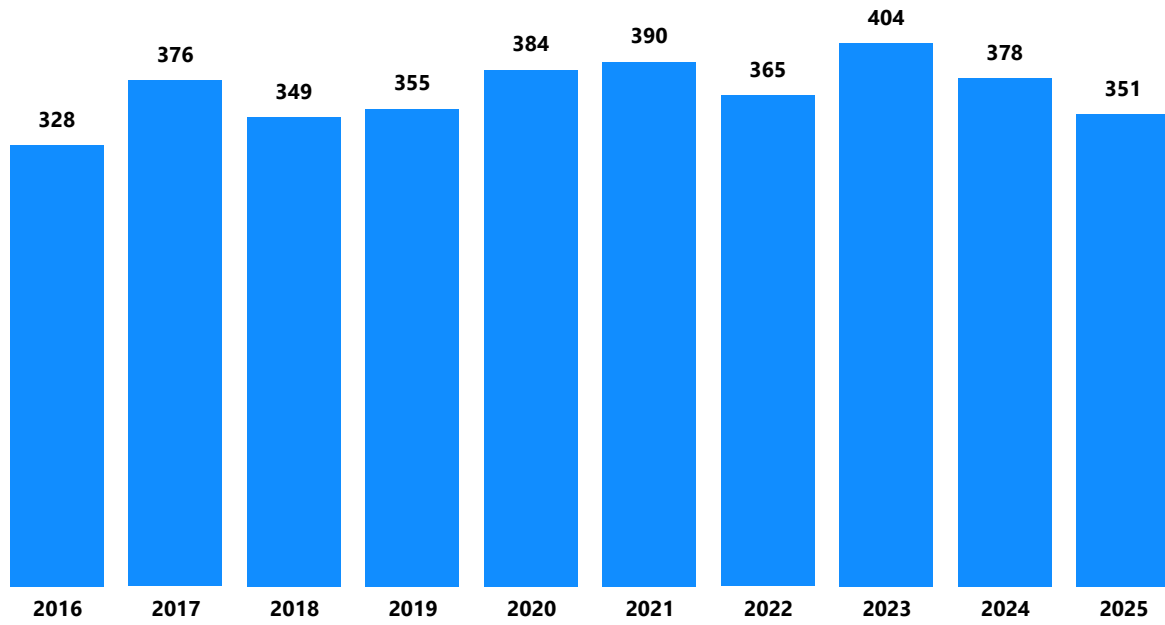


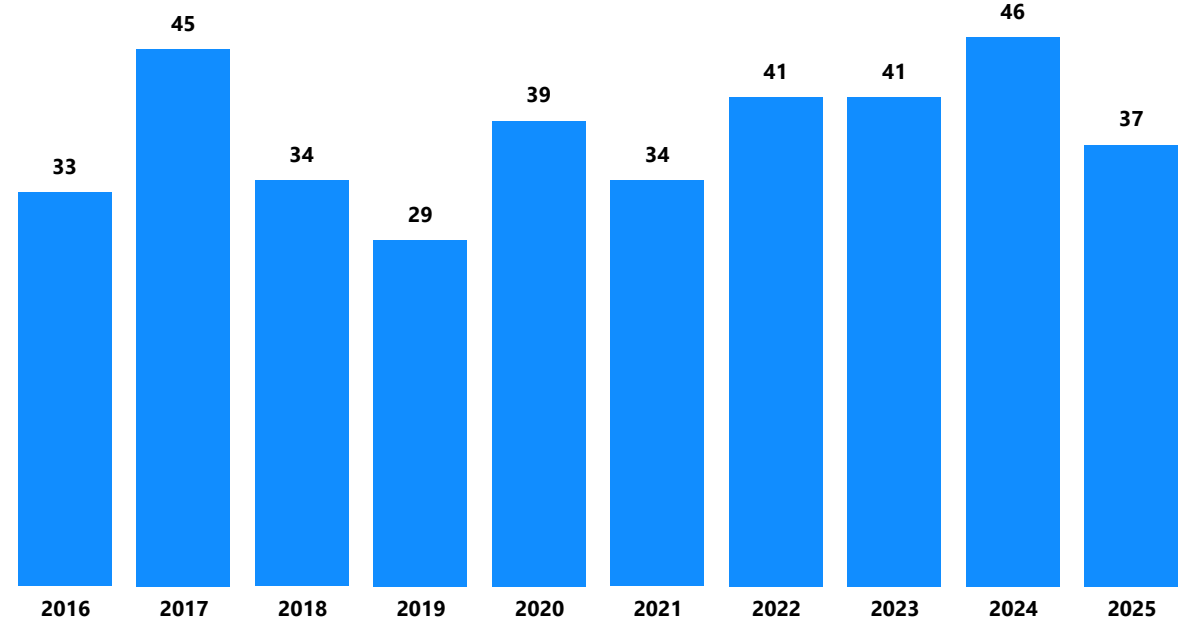
**Lincoln Police
Department
Annual Suicide Report
2016-2025**



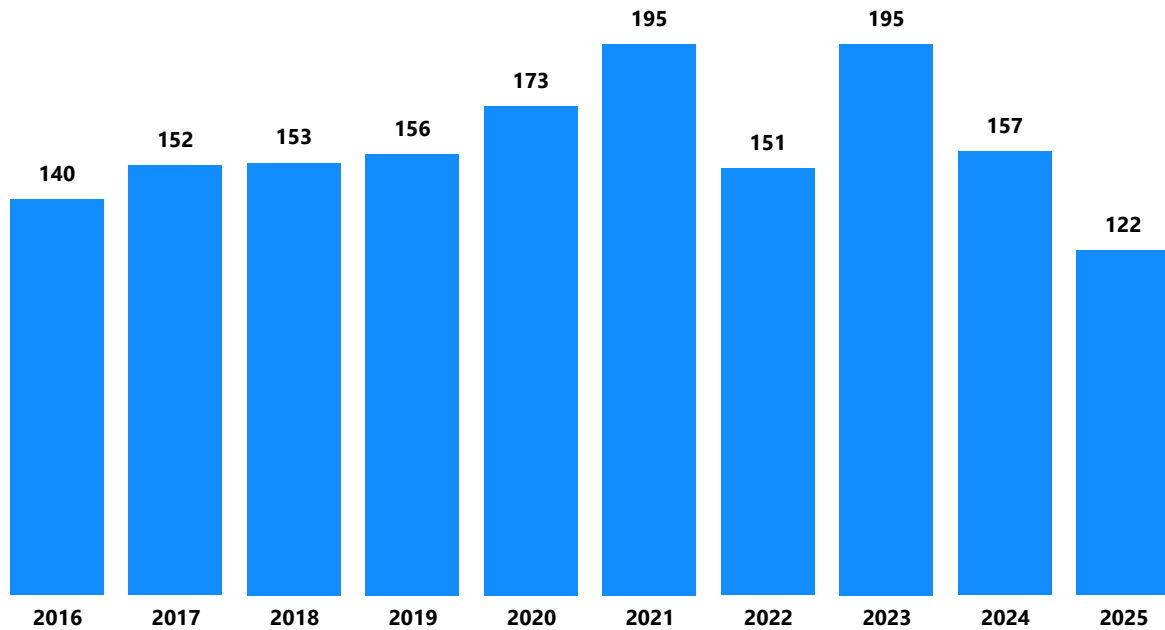
Suicide Attempts



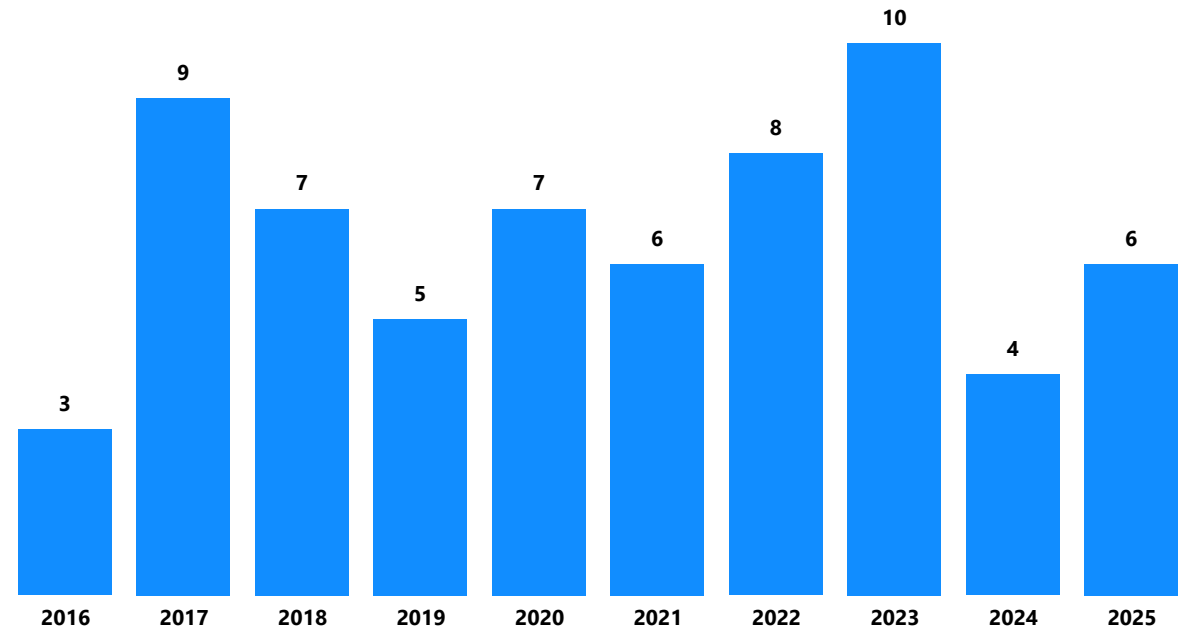
Suicides



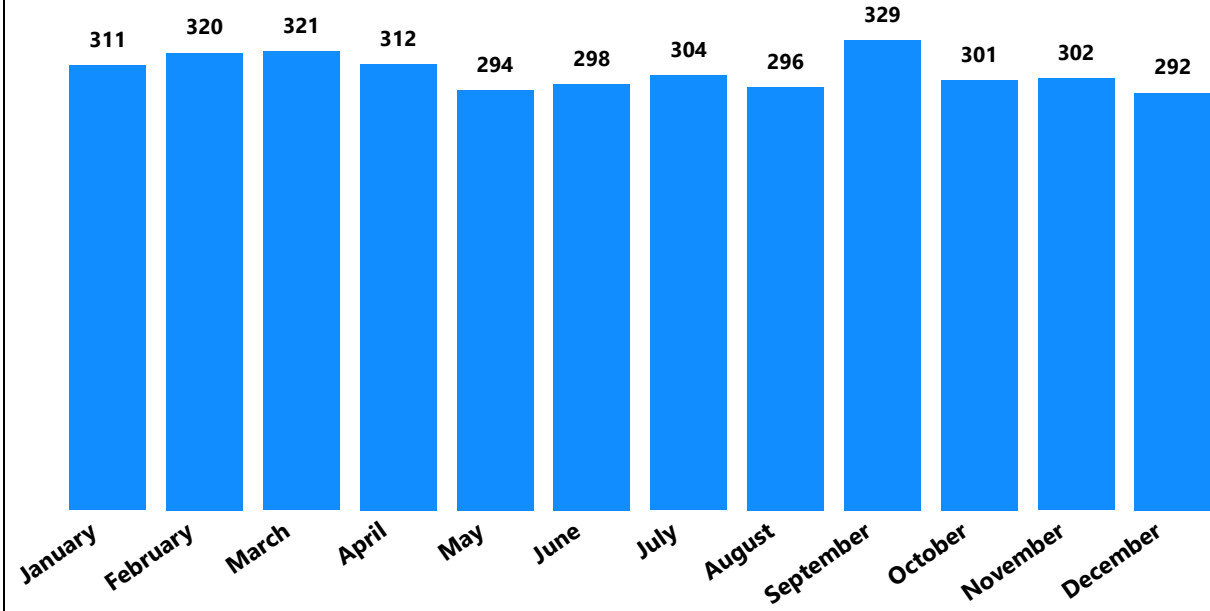
Suicide Attempts - Ages 10-24



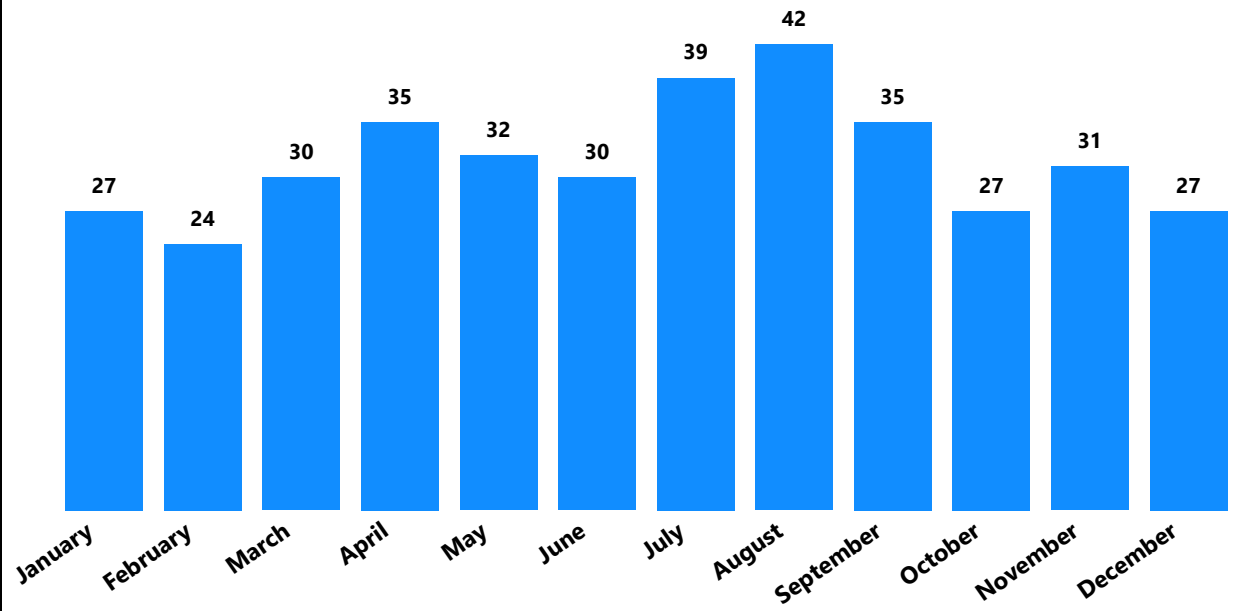
Suicides - Ages 10-24



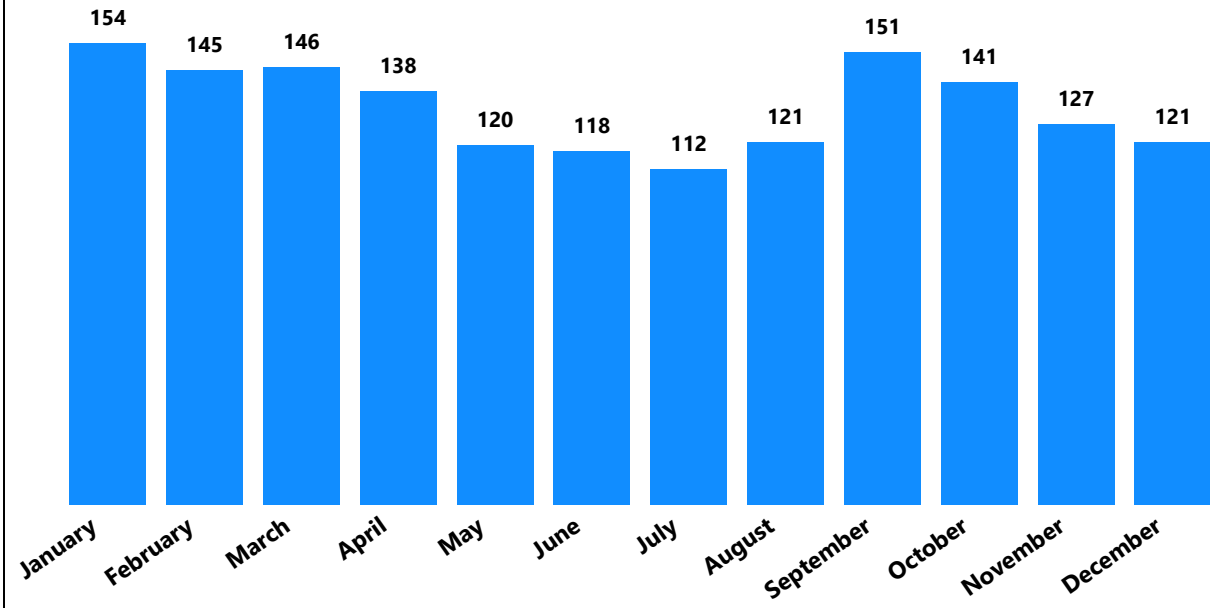
Suicide Attempts by



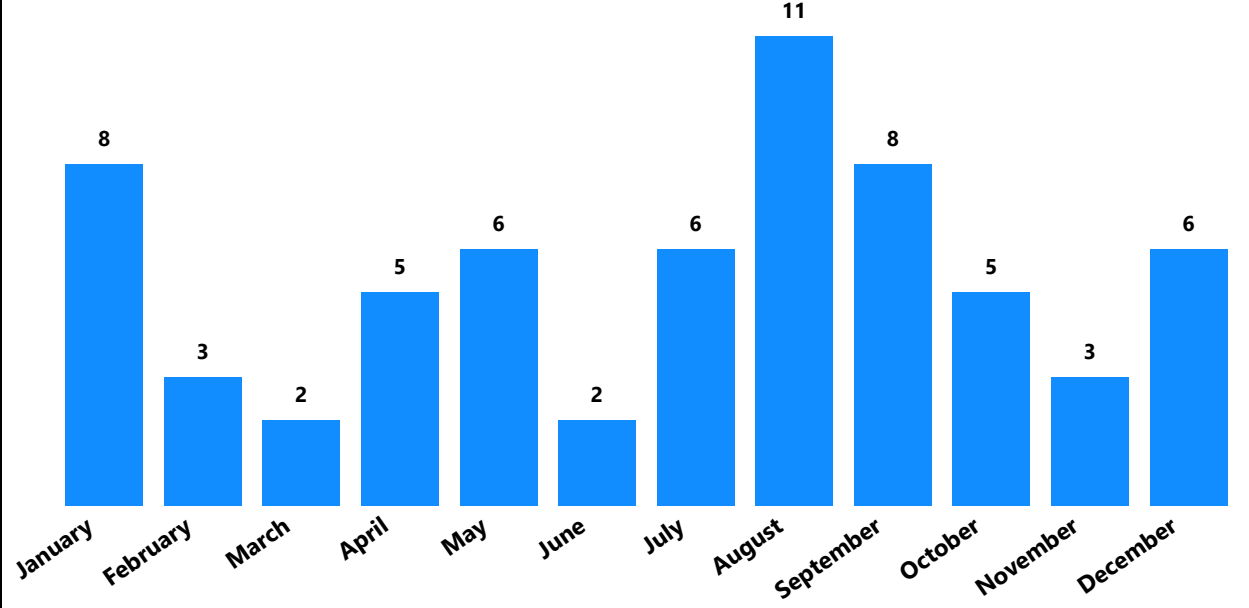
Suicides



Suicide Attempts by Age 10-24



Suicides by Age 10-24



Attempted Suicide Type

Year	FIREARM	GAS ASPHYXIATE	HANGING	JUMPING	KNIFE/CUT	OTHER	OVERDOSE	Total
⊕ 2016	1	20	20	3	47	14	223	328
⊕ 2017	3	13	14	9	50	26	261	376
⊕ 2018	1	12	20	3	48	15	250	349
⊕ 2019		11	15	6	42	18	263	355
⊕ 2020	1	10	26	4	42	25	276	384
⊕ 2021	3	12	18	7	47	18	285	390
⊕ 2022	3	3	18	4	39	30	268	365
⊕ 2023		10	10	4	43	16	321	404
⊕ 2024	5	7	13	1	29	34	289	378
⊕ 2025	2	7	11	4	47	35	245	351
Total	19	105	165	45	434	231	2681	3680

Suicide Type

Year	FIREARMS	GAS ASPHYXIATION	HANGING	JUMPING	KNIFE CUTTING	OTHER	OVERDOSE	Total
⊕ 2016	13	5	10	1		1	3	33
⊕ 2017	14	3	17	1	1	3	6	45
⊕ 2018	11		16	1	1	1	4	34
⊕ 2019	14		9	3			3	29
⊕ 2020	19	6	6	1		3	4	39
⊕ 2021	17	10					7	34
⊕ 2022	14	4	13		3		7	41
⊕ 2023	20	2	12	2	2		3	41
⊕ 2024	17	1	18	3			7	46
⊕ 2025	19		10	4		1	3	37
Total	158	31	111	16	7	9	47	379

Attempted Suicide Type by Age 10-24

Year	FIREARM	GAS ASPHYXIATE	HANGING	JUMPING	KNIFE/CUT	OTHER	OVERDOSE	Total
⊕ 2016		5	9	2	24	8	92	140
⊕ 2017	2	2	5	4	17	6	116	152
⊕ 2018	1	1	10	2	19	4	116	153
⊕ 2019		3	6	2	23	9	113	156
⊕ 2020		2	13		13	15	130	173
⊕ 2021		3	10	2	23	8	149	195
⊕ 2022	1	1	6	1	18	10	114	151
⊕ 2023		6	5	3	16	4	161	195
⊕ 2024	2	2	4	1	16	10	122	157
⊕ 2025	1		4	3	15	12	87	122
Total	7	25	72	20	184	86	1200	1594

Suicide Type by Age 10-24

Year	FIREARMS	GAS ASPHYXIATION	HANGING	JUMPING	OVERDOSE	Total
⊕ 2016			3			3
⊕ 2017	2		3	1	3	9
⊕ 2018			6		1	7
⊕ 2019	3			1	1	5
⊕ 2020			2	4	1	7
⊕ 2021	3		1		2	6
⊕ 2022	4			2	2	8
⊕ 2023	6		3		1	10
⊕ 2024			3	1		4
⊕ 2025	4				2	6
Total	22		3	24	13	65

