


# Curb Cuts

## Curb Cut Permit



### Checklist

- Authorized Curb Cut Permit
- Call LTU at 402-441-7558 prior to work starting
- Subcontract Traffic Control to ATSA/IMSA Certified Company
-  Inspections may occur after pour. Curb section and opening *not* meeting specifications will require removal and reconstruction at the contractor's cost.



## Traffic Control

**Traffic Control helps maintain a safe public right-of-way. Traffic control is required to occupy or expose all excavations in the right-of-way.**

- All protective barriers must be maintained by the contractor until all work is completed or the danger eliminated.
- Contractors must be on site within one hour of lane closure(s) setup, unless given prior approval by the LTU Right-of-Way Services.
  - Inspect work zone devices
  - Initial closure setup(s) are not allowed during peak hours (7 - 8:00 a.m. and 3:30 - 6:00 p.m.)
  - Sidewalk on both sides of a street cannot be closed or restricted at the same time.
- For a full list of requirements, go to [lincoln.ne.gov](http://lincoln.ne.gov) (Search: Traffic Control)

## Combined Curb and Gutter Reconstruction

1. Reinforcement of concrete pavement must be drilled into Longitudinal joints along the same horizontal plane.
2. Reinforcement is to be Epoxy Coated #5 bars 18" @ 4'-0" centers
3. All concrete shall be L-3500 or LC-3500
4. Curb and Gutter must be poured independent with 1" Preformed Expansion Joint separation from the driveway apron
5. Location of driveway openings are to adhere to all notes on the Curb Cut Request Form

CURB CUT APPLICATION

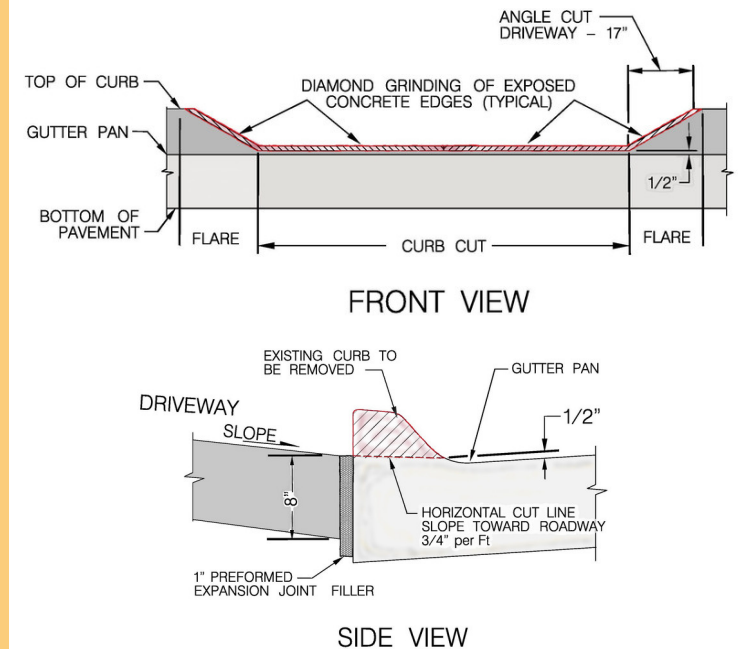
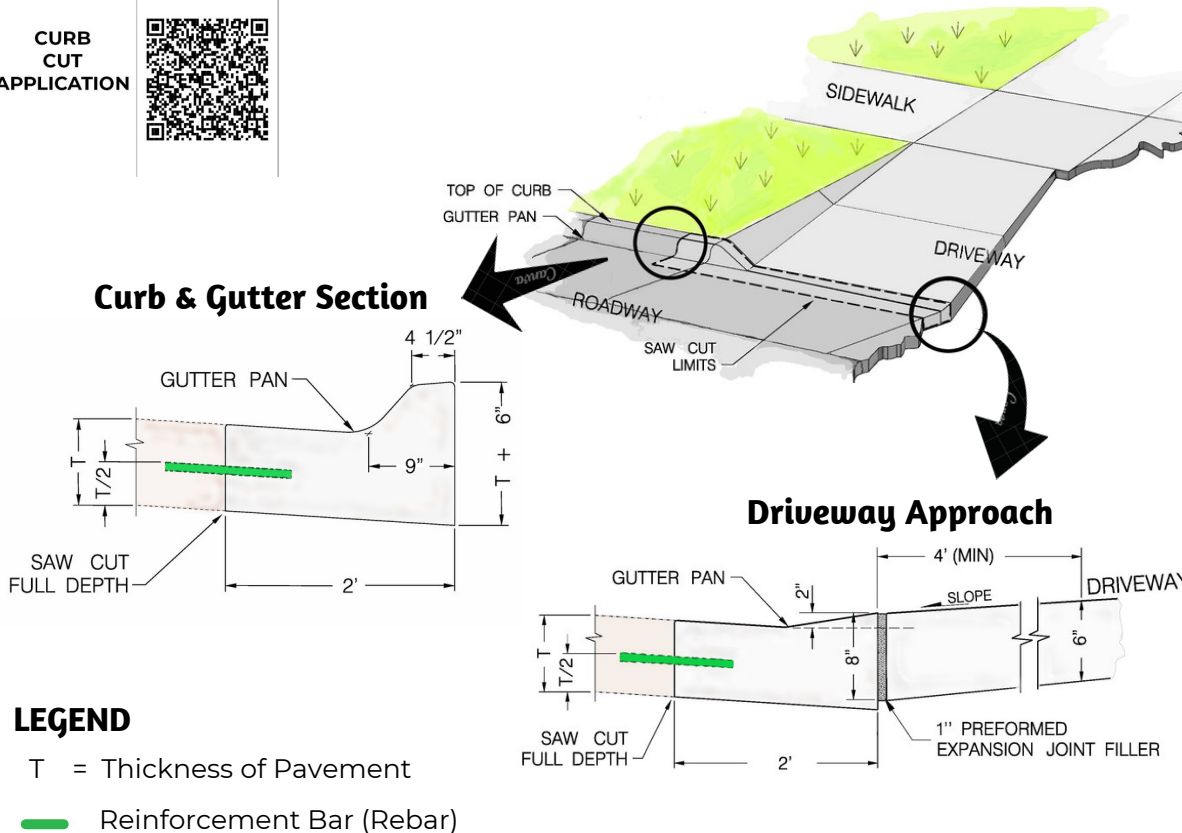


## Property Corners and Easements

It is the responsibility of the owner or builder to validate lot lines and determine that proposed construction does not violate any easement rights of any person or entity, including the City of Lincoln, or violate any private covenant.

## Curb Sawing Detail

1. A diamond blade cutting saw must be used for all required curb sawing. The saw shall be capable of cutting existing or newly placed curb, leaving a smooth accurate top face.
2. The sawing must be made along the curb face in neat lines and start 1/2 inch above the existing gutter pan and cut at an angle of 3/4 inch per foot upwards and away from the gutter pan.
3. Smooth edges and top faces must be accomplished on all sawed concrete edges by use of a diamond-grinding wheel for rounding all sawed concrete edges to a radius of 1/4 inch.



## Clean Up

Slurry or residue from the saw cutting MUST be removed with no residue remaining upon completion of sawing operations. No residue to flow across shoulders or lanes occupied by traffic or into gutters or other drainage structures

# Helpline

---

**Lincoln Transportation and Utilities (LTU): 402-441-7558**

**Consult with LTU Inspectors for:**

- **Preconstruction Review**
- **Construction Questions**
- **Inspections**

**Inspections :**

Inspection line is 402-441-5999. The IVR system is available 24 hours a day - or - by Texting "Hello" to 888-405-9508

**Right -Of -Way Office :**

LTU ROW Office (402) 441 - 7558

\* Verbal/non-writtendiscussionshallnotrelievethepermitteeofanylegalobligationsunder City ordinance/ policy. Failure to immediately correct work not in compliance with permit work shall allow the city to revoke the driveway approach permit and prohibit the use of the driveway approach. Permittee must provide the City with an accepted plan for correction of failures within 24 hours of notice. (Lincoln Municipal Code: Chapter 14.75 Driveway Approaches and Curb.)

