



Lincoln/Lancaster County Planning Department Transportation Planning Communication Study

Prepared by
Sigma Group

DISTRIBUTION OF STUDY SAMPLE (Randomly Generated Sample; n=403)

Area	Zip	Town	# of Surveys	% of Total Sample
North Central			80	20%
	68503	Lincoln	20	
	68508	Lincoln	15	
	68521	Lincoln	45	
North East			49	12%
	68504	Lincoln	21	
	68507	Lincoln	27	
	68514	Lincoln	1	
	68517	Lincoln	0	
East			64	16%
	68505	Lincoln	24	
	68510	Lincoln	36	
	68520	Lincoln	4	
	68527	Lincoln	0	
South			86	21%
	68502	Lincoln	38	
	68506	Lincoln	48	
Far South			71	18%
	68512	Lincoln	11	
	68516	Lincoln	53	
	68523	Lincoln	4	
	68526	Lincoln	3	
West			29	7%
	68522	Lincoln	13	
	68524	Lincoln	6	
	68528	Lincoln	8	
	68532	Lincoln	2	
South Lancaster County			17	4%
	68317	Bennet Area	2	
	68339	Denton Area	2	
	68358	Firth Area	3	
	68368	Hallam Area	1	
	68372	Hickman Area	3	
	68404	Martell/Princeton Area	1	
	68419	Panama Area	0	
	68430	Roca Area	3	
	68438	Sprague Area	0	
	68461	Walton Area	2	
North Lancaster County			7	2%
	68396	Davey Area	1	
	68402	Malcolm Area	1	
	68428	Raymond Area	3	
	68462	Waverly Area	2	
TOTAL			403	

DEMOGRAPHIC CHARACTERISTICS: CONSUMER STUDY

	General Public (n=403)	Respondent Age			
		18-44 (n=84)	45-54 (n=83)	55-64 (n=105)	65+ (n=131)
Gender:					
Male	46%	55%	45%	45%	44%
Female	54	45	55	55	56
Age:					
18-24	1%	6	-	-	-
25-34	6	31	-	-	-
35-44	13	63	-	-	-
45-54	21	-	100	-	-
55-64	26	-	-	100	-
65-74	18	-	-	-	55
75+	15	-	-	-	45
Average Age	57.6	35.8	50.0	60.0	74.5
Any Children: (under age 18)					
% Yes	25%	74%	39%	-	5%
Geographic Area: (based on zip code)					
North Central	20%	21%	16%	22%	20%
North East	12	10	11	15	12
East	16	21	4	17	19
South	21	12	28	17	27
Far South	18	18	27	14	15
West	7	11	7	10	2
Lancaster County	6	7	8	4	5
Inside City Limits of Lincoln					
% Yes	90%	90%	89%	87%	92%
Residence in Lincoln/Lancaster County:					
Less than 1 year	-	-	-	1%	-
1 to 3 years	1	1	1	2	-
3 to 5 years	1	6	1	-	-
5 to 10 years	8	20	8	3	5
10 years or more	89	73	88	92	95

DEMOGRAPHIC CHARACTERISTICS: cont. CONSUMER STUDY

	General Public (n=403)	Respondent Age			
		18-44 (n=84)	45-54 (n=83)	55-64 (n=105)	65+ (n=131)
# of Residents 6 months+					
None	-	-	-	-	1%
1	22	7	20	19	36
2	45	18	35	64	54
3	11	17	16	9	6
4	12	30	19	4	2
5	5	19	4	-	-
6 or more	3	10	5	1	1
Refused	1	-	1	4	1
Average Size	2.4	3.7	2.6	2.0	1.8
Hispanic Descent:					
Yes	-	1%	-	-	1%
No	99	99	99	99	99
Don't know/refused	-	-	1	1	-
Race:					
White	96%	95%	94%	98%	96%
Black	-	1	-	-	1
Asian	1	-	1	-	2
Native American	-	1	1	-	-
Other/mixed	1	1	2	1	1
Refused	1	1	1	1	1
Total, non-white	3	4	5	1	3
Language, other than English					
No others, only English	95%	94%	98%	94%	95%
German	1	2	-	2	2
Spanish	1	1	-	1	1
Other languages	1	2	-	1	2
Don't know/refused	1	-	1	2	1
Income:					
Less than \$15,000	6%	5%	5%	8%	7%
\$15,000-\$25,000	8	2	5	4	18
\$25,000-\$35,000	9	7	7	6	15
\$35,000-\$45,000	11	14	5	9	15
\$45,000-\$55,000	9	7	10	10	11
\$55,000-\$75,000	14	18	20	13	8
\$75,000 or more	28	42	40	33	8
Don't know/refused	14	5	8	18	19
Average (\$000)	54.6	62.4	62.8	59.1	39.1

DEMOGRAPHIC CHARACTERISTICS: OPINION LEADER STUDY

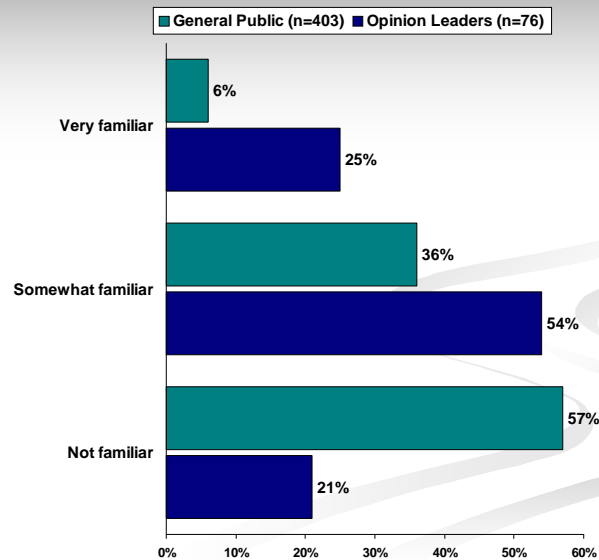
	Opinion Leaders (n=76)	Cultural/ Special Interest (n=16)	Neighbor- hood Assoc. (n=40)	Business/ Construction (n=15)
Gender:				
Male	59%	56%	53%	87%
Female	41	44	48	13
Group represented:				
Cultural/Ethnic Group	9%	44%	-	-
Special Interest (Environmental, Handicap, Blind, Hearing associations, etc)	12	56	-	-
Neighborhood Association/Group	53	-	100	-
Business Association/Group	14	-	-	73
Construction/Real Estate	5	-	-	27
Government/LPS/UNL	7	-	-	-
Member, government agency				
% Yes	39%	56%	33%	33%
Age:				
30-39	14%	19%	20%	-
40-54	45	38	48	47
55 or over	41	44	33	53
Average Age	52.6	52.6	50.5	56.6
Residence in Lincoln/Lancaster County:				
3 to 5 years	4%	13%	3%	-
5 to 10 years	4	-	5	-
10 years or more	92	88	93	100
Years as Leader/Key Representative:				
Less than 1 year	4%	6%	5%	-
1 to 3 years	9	-	10	20
3 to 5 years	17	31	18	7
5 to 10 years	25	19	33	13
10 years or more	45	44	35	60

DEMOGRAPHIC INFORMATION BY GEOGRAPHIC LOCATION

	General Public (n=403)	General Public: Geographic Area						
		North Central (n=80)	North East (n=49)	East (n=64)	South (n=86)	Far South (n=71)	West (n=29)	Lanc. County (n=24)
Average age	57.6	57.6	58.6	58.5	60.0	55.9	51.4	57.1
% age <35	8%	8%	6%	11%	5%	8%	17%	-
% age 65+	33	33	33	39	41	27	10	29
% With Children	25%	21%	16%	25%	23%	31%	28%	38%
% New to area (less than 5 yrs)	3%	3%	2%	3%	0%	6%	7%	0%
Average income	54.6	43.2	53.6	49.6	54.6	68.2	56.5	62.7
% with income of less than \$15,000	6%	18%	4%	8%	2%	1%	3%	-
% with income of \$75,000+	28	15	22	25	24	49	24	46
Average household size (6 mo.+)	2.4	2.3	2.2	2.5	2.2	2.7	2.4	2.8
% with only one in household	22%	28%	24%	33%	23%	10%	28%	-
% Hispanic	-	-	-	-	1%	1%	-	-
% White	96%	91%	98%	98%	95%	96%	100%	100%

"Would you say you are very familiar, somewhat familiar, or not familiar with the Transportation Planning process of city and county government in Lincoln and Lancaster County?"

FAMILIARITY WITH TRANSPORTATION PLANNING PROCESS



**FAMILIARITY WITH TRANSPORTATION
PLANNING PROCESS:
GENERAL PUBLIC**

	General Public (n=403)	Respondent Age			
		18-44 (n=84)	45-54 (n=83)	55-64 (n=105)	65+ (n=131)
Very familiar	6%	4%	10%	6%	5%
Somewhat familiar	36	24	37	42	40
Not familiar	57	71	53	51	56
Don't know	-	1	-	1	-
Mean Rating	1.48	1.31	1.57	1.57	1.49

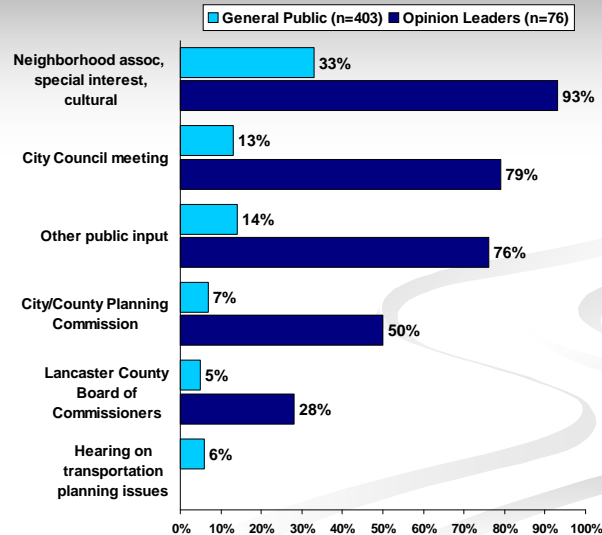
**FAMILIARITY WITH TRANSPORTATION
PLANNING PROCESS:
OPINION LEADERS**

	Opinion Leaders (n=76)	Cultural/ Special Interest	Neighbor- hood Assoc.	Business/ Construction
		(n=16)	(n=40)	(n=15)
Very familiar	25%	44%	15%	33%
Somewhat familiar	54	50	58	53
Not familiar	21	6	28	13
Mean Rating	2.04	2.38	1.88	2.20

"Have you attended the following public meetings in Lincoln or Lancaster County? In the past five years, have you attended ...?"

- **A Lincoln City Council meeting**
- **A meeting of the Lincoln City Lancaster County Planning Commission**
- **A Lancaster County Board of Commissioners meeting**
- **(only asked among general public members) A special hearing of the City or County government to hear public input from citizens on transportation**
- **Meetings of neighborhood associations, or any special interest or cultural group to which you belong**
(for opinion leaders:)
Meetings of neighborhood associations, or the special interest or cultural group in which you are a leader
- **Any other type of public information or input meeting besides those I have mentioned**
(for opinion leaders:)
Any other type of public information or input meeting besides those I have mentioned

PUBLIC MEETINGS ATTENDED IN LAST FIVE YEARS



**PUBLIC MEETINGS ATTENDED IN LAST FIVE YEARS
GENERAL PUBLIC**

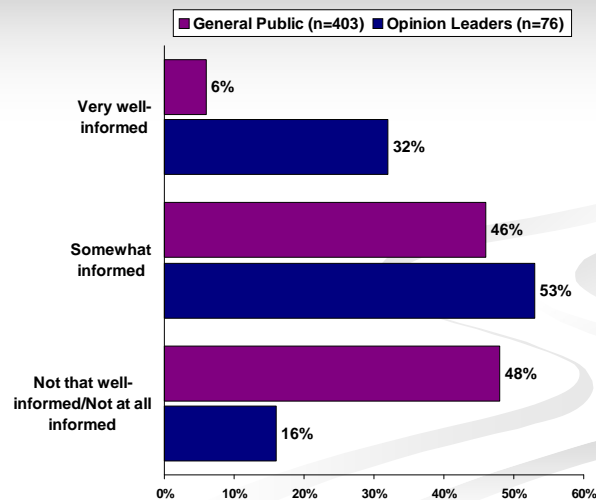
	General Public (n=403)	Respondent Age			
		18-44 (n=84)	45-54 (n=83)	55-64 (n=105)	65+ (n=131)
Neighborhood association, special interest, cultural group	33%	30%	39%	30%	36%
City Council meeting	13	12	14	14	13
Other public input	14	8	20	14	12
City/County Planning Commission	7	7	7	10	5
Lancaster County Board of Commissioners	5	8	5	6	3
Hearing on transportation planning issues	6	4	12	8	4

**PUBLIC MEETINGS ATTENDED IN LAST FIVE YEARS
OPINION LEADERS**

	Opinion Leaders (n=76)	Cultural/ Special Interest	Neighborhood Assoc.	Business/ Construction
		(n=16)	(n=40)	(n=15)
Neighborhood association, special interest, cultural group	93%	88%	95%	100%
City Council meeting	79	94	68	87
Other public input	76	81	70	80
City/County Planning Commission	50	44	40	73
Lancaster County Board of Commissioners	28	38	15	47

"In terms of knowing what plans are being made, or discussed, for widening streets, developing or maintaining trails, bike paths, and pedestrian walkways, maintaining the public transit or bus system, making major street improvements, or developing the overall traffic and transportation plan for the city and county, would you describe yourself as very well-informed, somewhat informed, or not that well informed on most transportation-related planning topics in Lincoln and Lancaster County?"

LEVEL OF FEELING INFORMED ABOUT TRANSPORTATION PLANNING PROCESS



**LEVEL OF FEELING INFORMED ABOUT
TRANSPORTATION PLANNING PROCESS
GENERAL PUBLIC**

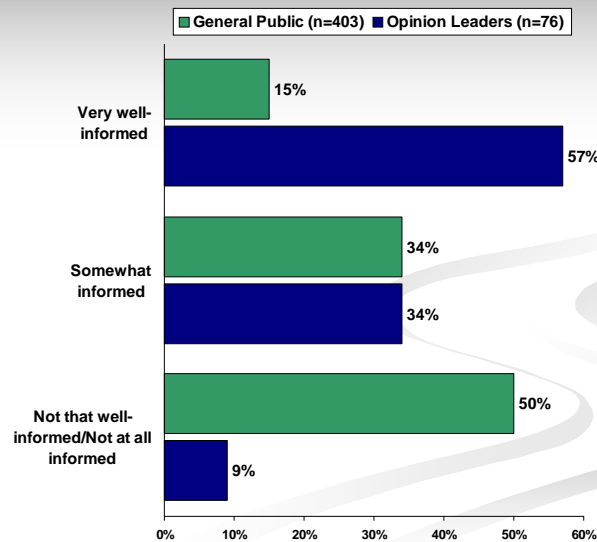
	General Public (n=403)	Respondent Age			
		18-44 (n=84)	45-54 (n=83)	55-64 (n=105)	65+ (n=131)
Very well-informed	6%	6%	7%	6%	5%
Somewhat informed	46	37	52	44	50
Not that well-informed/Not at all informed	48	57	41	50	44
Mean Rating	1.58	1.49	1.66	1.55	1.61

**LEVEL OF FEELING INFORMED ABOUT
TRANSPORTATION PLANNING PROCESS
OPINION LEADERS**

	Opinion Leaders (n=76)	Cultural/ Special Interest (n=16)	Neighbor- hood Assoc. (n=40)	Business/ Construction (n=15)
Very well-informed	32%	25%	20%	73%
Somewhat informed	53	63	58	27
Not that well-informed/Not at all informed	16	13	23	-
Mean Rating	2.16	2.13	1.98	2.73

"Would you say that you are very well-informed, somewhat informed, or not that well-informed on when and where meetings of the City Council, the Planning Commission, County Commissioners, and other meetings are held?"

LEVEL OF FEELING INFORMED ABOUT PUBLIC PLANNING MEETINGS



**LEVEL OF FEELING INFORMED ABOUT
PUBLIC PLANNING MEETINGS
GENERAL PUBLIC**

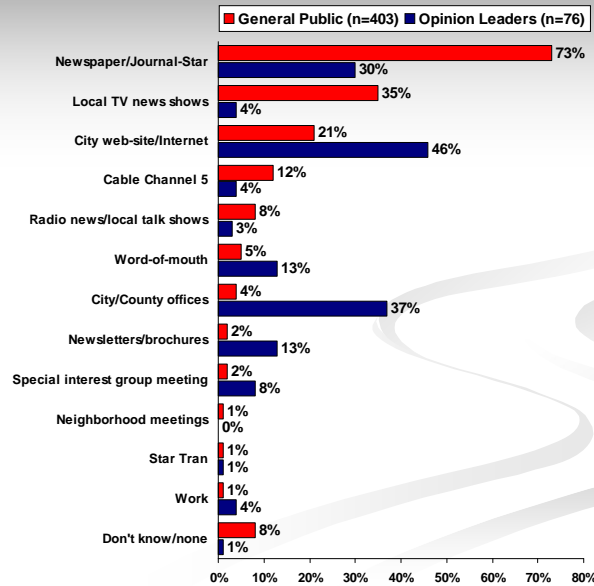
	General Public (n=403)	Respondent Age			
		18-44 (n=84)	45-54 (n=83)	55-64 (n=105)	65+ (n=131)
Very well-informed	15%	13%	13%	15%	17%
Somewhat informed	34	25	36	32	41
Not that well-informed/Not at all informed	50	62	51	51	42
Refused	-	-	-	1	-
Mean Rating	1.64	1.51	1.63	1.63	1.75

**LEVEL OF FEELING INFORMED ABOUT
PUBLIC PLANNING MEETINGS
OPINION LEADERS**

	Opinion Leaders (n=76)	Cultural/ Special Interest	Neighbor- hood Assoc.	Business/ Construction
		(n=16)	(n=40)	(n=15)
Very well-informed	57%	50%	43%	93%
Somewhat informed	34	31	48	7
Not that well-informed/Not at all informed	9	19	10	-
Mean Rating	2.47	2.31	2.33	2.93

***"When you do try to inform yourself on what is going on with the transportation planning issues and discussions in Lincoln and Lancaster County, what would you say is the most important source of information you turn to to learn more about what is going on with transportation planning? Is there anything else you would say is a major source of information for you?"
(Two responses)***

**TOP SOURCES OF INFORMATION ON TRANSPORTATION PLANNING
(Two Responses)**



**TOP SOURCES OF INFORMATION ON
TRANSPORTATION PLANNING
GENERAL PUBLIC
(Two Responses; Top Responses Presented)**

	General Public (n=403)	Respondent Age			
		18-44 (n=84)	45-54 (n=83)	55-64 (n=105)	65+ (n=131)
Newspaper/Journal-Star	73%	62%	78%	75%	74%
Local TV news shows	35	27	36	31	43
City web-site/Internet	21	46	20	15	8
Cable Channel 5	12	8	10	18	12
Radio news/local talk shows	8	6	8	10	8
Word-of-mouth/friends/family	5	5	6	7	5
City/County offices (public works, city officials, call them)	4	7	4	5	3
Newsletters/brochures	2	1	1	5	2
Special interest group meeting	2	-	1	3	2
Neighborhood meetings	1	1	2	-	2
Star Tran	1	1	-	2	-
Work	1	1	1	1	-
Don't know/none	8	8	2	7	12

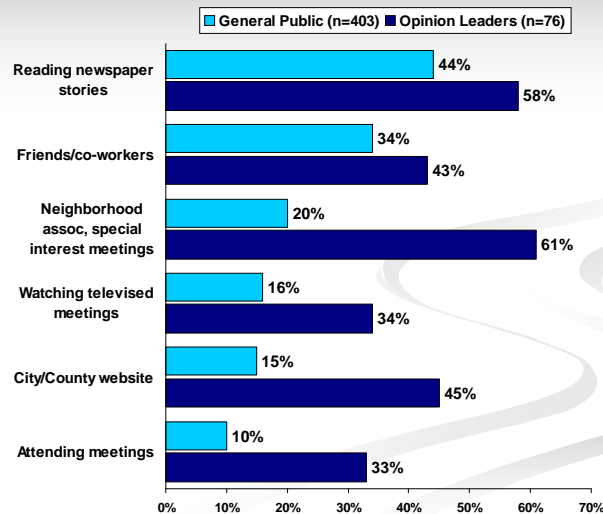
**TOP SOURCES OF INFORMATION ON
TRANSPORTATION PLANNING
OPINION LEADERS
(Two Responses; Top Responses Presented)**

	Opinion Leaders (n=76)	Cultural/ Special Interest	Neighbor- hood Assoc.	Business/ Construction
		(n=16)	(n=40)	(n=15)
City web-site/Internet	46%	19%	58%	53%
City/County offices (public works, city officials, call them)	37	44	25	53
Newspaper/Journal-Star	30	31	35	13
Newsletters/brochures	13	19	18	-
Word-of-mouth/friends/family	13	13	10	20
Special interest group meeting	8	19	3	13
Cable Channel 5	4	-	5	7
Local TV news shows	4	-	8	-
Work	4	-	3	-
Radio news/local talk shows	3	-	5	-
Don't know/none	1	-	3	-

"How important are each of the following sources to you in staying informed on the transportation plans and public discussions in the city and county? Is ...(source)... very important, somewhat important, or not important to you?"

- **Attending meetings of the city planning department, city council, or county board**
- **Watching televised meetings and hearings on Cable Channel 5**
- **Reading newspaper stories on what happens in city council, planning, and county commissioners meetings**
- **Talking with friends, co-workers, and family members**
- **Getting on-line on the City/County website to see what happened at recent hearings or government meetings**
- **Meetings of neighborhood associations or special interest or cultural groups you may belong to**

RATED IMPORTANCE OF SOURCES IN STAYING INFORMED ON TRANSPORTATION PLANNING (% Very important)



RATED IMPORTANCE OF SELECTED SOURCES IN STAYING INFORMED

	Very Important	Somewhat Important	Not Important	Don't Know	Mean Rating
GENERAL PUBLIC (n=403)					
Reading newspaper stories on what happens in city council, planning, and county commissioners meetings	44%	43%	13%	-	2.31
Talking with friends, co-workers, and family members	34	48	18	-	2.16
Meetings of neighborhood associations or special interest or cultural groups you may belong to	20	33	47	-	1.72
Watching televised meetings and hearings on Cable Channel 5	16	36	47	1	1.69
Getting on-line on the City/County website to see what happened at recent hearings or government meetings	15	27	57	1	1.58
Attending meetings of the city planning department, city council, or county board	10	24	66	-	1.44
OPINION LEADERS (n=76)					
Meetings of neighborhood associations or special interest or cultural groups you may belong to	61%	25%	13%	1%	2.48
Reading newspaper stories on what happens in city council, planning, and county commissioners meetings	58	33	9	-	2.49
Getting on-line on the City/County website to see what happened at recent hearings or government meetings	45	34	21	-	2.24
Talking with friends, co-workers, and family members	43	45	12	-	2.32
Watching televised meetings and hearings on Cable Channel 5	34	43	22	-	2.12
Attending meetings of the city planning department, city council, or county board	33	47	20	-	2.13

RATED IMPORTANCE OF SELECTED SOURCES IN STAYING INFORMED GENERAL PUBLIC (% Very Important)

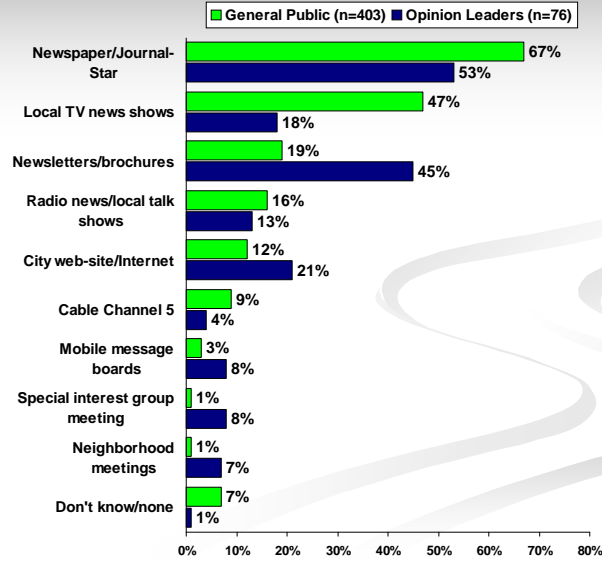
	General Public (n=403)	Respondent Age			
		18-44 (n=84)	45-54 (n=83)	55-64 (n=105)	65+ (n=131)
Reading newspaper stories on what happens in city council, planning, and county commissioners meetings	44%	38%	40%	50%	44%
Talking with friends, co-workers, and family members	34	30	34	32	38
Meetings of neighborhood associations or special interest or cultural groups you may belong to	20	17	16	21	23
Watching televised meetings and hearings on Cable Channel 5	16	13	8	20	20
Getting on-line on the City/County website to see what happened at recent hearings or government meetings	15	23	16	12	12
Attending meetings of the city planning department, city council, or county board	10	7	5	13	11

**RATED IMPORTANCE OF SELECTED
SOURCES IN STAYING INFORMED
OPINION LEADERS
(% Very Important)**

	Opinion Leaders (n=76)	Cultural/ Special Interest (n=16)	Neigh- bor- hood Assoc. (n=40)	Business/ Construction (n=15)
Meetings of neighborhood associations or special interest or cultural groups you may belong to	61%	81%	63%	33%
Reading newspaper stories on what happens in city council, planning, and county commissioners meetings	58	69	53	53
Getting on-line on the City/County website to see what happened at recent hearings or government meetings	45	50	48	47
Talking with friends, co-workers, and family members	43	63	40	27
Watching televised meetings and hearings on Cable Channel 5	34	38	28	53
Attending meetings of the city planning department, city council, or county board	33	63	18	47

"The Lincoln/Lancaster County Planning Department is expected to provide ways for the general public and groups with special needs or interests in transportation and traffic issues to have input into the planning process. What would you say is the best way for the Planning Department to notify citizens of upcoming public hearings, meetings, or activities, so that they can attend, if they would like to? What other way?" (Two responses)

**BEST WAYS FOR PLANNING DEPARTMENT
TO NOTIFY PUBLIC ABOUT HEARINGS,
MEETINGS, ACTIVITIES
(Two Responses)**



**BEST WAYS FOR PLANNING DEPARTMENT
TO NOTIFY PUBLIC ABOUT HEARINGS,
MEETINGS, ACTIVITIES
GENERAL PUBLIC
(Two Responses; Top Responses Presented)**

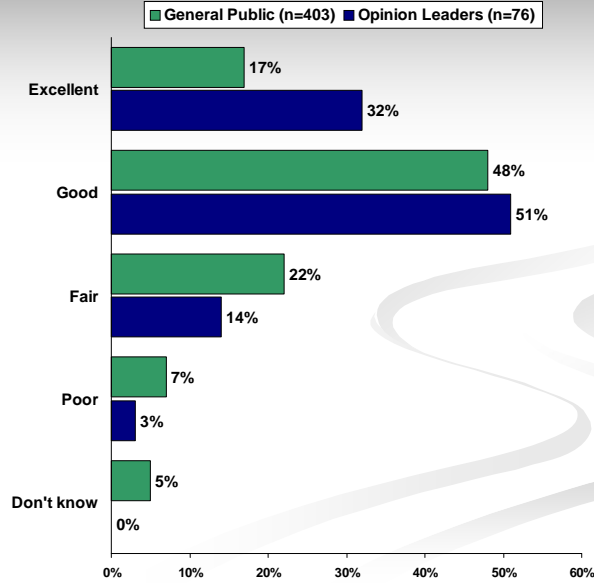
	General Public (n=403)	Respondent Age			
		18-44 (n=84)	45-54 (n=83)	55-64 (n=105)	65+ (n=131)
Newspaper/Journal-Star	67%	70%	61%	67%	68%
Local TV news shows	47	42	43	42	56
Newsletters/brochures	19	29	19	15	16
Radio news/local talk shows	16	13	10	18	19
City web-site/Internet	12	17	22	12	3
Cable Channel 5	9	7	12	9	9
Mobile message boards	3	6	4	2	1
Call me/phone call	1	-	1	3	2
Neighborhood meetings	1	1	2	1	1
Don't know/none	7	1	6	10	8

**BEST WAYS FOR PLANNING DEPARTMENT
TO NOTIFY PUBLIC ABOUT HEARINGS,
MEETINGS, ACTIVITIES
OPINION LEADERS
(Two Responses; Top Responses Presented)**

	Opinion Leaders (n=76)	Cultural/ Special Interest (n=16)	Neighbor- hood Assoc. (n=40)	Business/ Construction (n=15)
Newspaper/Journal-Star	53%	50%	48%	73%
Newsletters/brochures	45	25	58	40
City web-site/Internet	21	6	23	40
Local TV news shows	18	25	18	7
Radio news/local talk shows	13	19	5	13
Mobile message boards	8	-	10	13
Special interest group meeting	8	25	3	-
Neighborhood meetings	7	6	8	7
Cable Channel 5	4	19	-	-
Don't know/none	1	-	3	-

"In the past, The Planning Commission, the City Council, and the County Board have publicized their hearings and meetings on the City website, in the local newspaper, and on the Public Access Bulletin Board on cable TV. The hearings and Council and County Board meetings are televised on cable and are covered extensively in the newspaper and on the local television and radio newscasts. The public also has access to information, and can have input in public meetings, in addition to hearings and formal council or commission meetings. Would you say that Lincoln and Lancaster County do an excellent, good, fair, or poor job of communicating with the general public about upcoming opportunities to have input into the public planning process?"

RATING OF CITY/COUNTY COMMUNICATION WITH GENERAL PUBLIC ABOUT OPPORTUNITIES TO HAVE INPUT IN PLANNING PROCESS



RATING OF COMMUNICATION WITH GENERAL PUBLIC ABOUT OPPORTUNITIES TO HAVE INPUT IN PLANNING PROCESS GENERAL PUBLIC

	General Public (n=403)	Respondent Age			
		18-44 (n=84)	45-54 (n=83)	55-64 (n=105)	65+ (n=131)
Excellent	17%	18%	17%	16%	18%
Good	48	45	49	50	49
Fair	22	29	24	19	20
Poor	7	6	5	10	7
Don't know	5	2	5	6	6
Mean Rating	2.80	2.77	2.81	2.77	2.84

**RATING OF COMMUNICATION WITH GENERAL
PUBLIC ABOUT OPPORTUNITIES TO HAVE
INPUT IN PLANNING PROCESS
OPINION LEADERS**

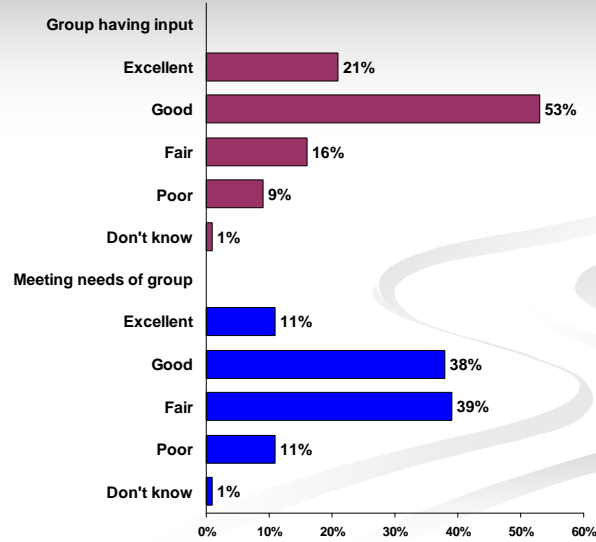
	Opinion Leaders (n=76)	Cultural/ Special Interest (n=16)	Neighbor- hood Assoc. (n=40)	Business/ Construction (n=15)
Excellent	32%	31%	20%	53%
Good	51	44	60	47
Fair	14	25	18	-
Poor	3	-	3	-
Mean Rating	3.12	3.06	2.98	3.53

Opinion leaders were asked:

"Now, would you say the city and county do an excellent, good, fair, or poor job of ...?"

- ***Providing for your specific group to have input into discussions, throughout the transportation planning process***
- ***Meeting the needs of your particular group in the transportation plans they make, and in the implementation of those plans***

**RATING OF CITY/COUNTY PERFORMANCE
REGARDING SPECIFIC GROUPS
(ASKED ONLY AMONG OPINION LEADERS; n=76)**

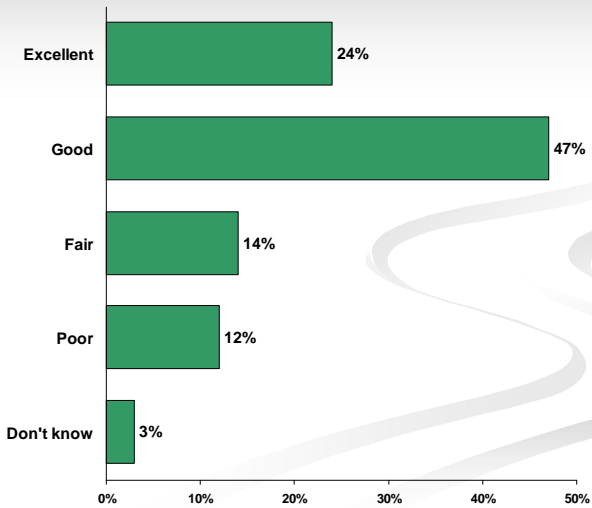


**RATING OF CITY/COUNTY PERFORMANCE
REGARDING SPECIFIC GROUPS
OPINION LEADERS**

	Opinion Leaders (n=76)	Cultural/Special Interest (n=16)	Neighborhood Assoc. (n=40)	Business/Construction (n=15)
GROUP HAVING INPUT				
Excellent	21%	38%	15%	27%
Good	53	25	58	67
Fair	16	6	28	-
Poor	9	31	-	-
Don't know	1	-	-	7
Mean Rating	2.87	2.69	2.88	3.29
MEETING NEEDS OF GROUP				
Excellent	11%	-	10%	27%
Good	38	31	43	27
Fair	39	50	38	40
Poor	11	19	8	7
Don't know	1	-	3	-
Mean Rating	2.49	2.13	2.56	2.73

"Would you say that your specific group or association does an excellent, good, fair, or poor job of keeping your members or constituents informed on matters of concern to them, regarding public planning and transportation in Lincoln and Lancaster County?"

**RATING OF KEEPING GROUP MEMBERS INFORMED
REGARDING PUBLIC PLANNING AND
TRANSPORTATION
(ASKED ONLY AMONG OPINION LEADERS; n=76)**

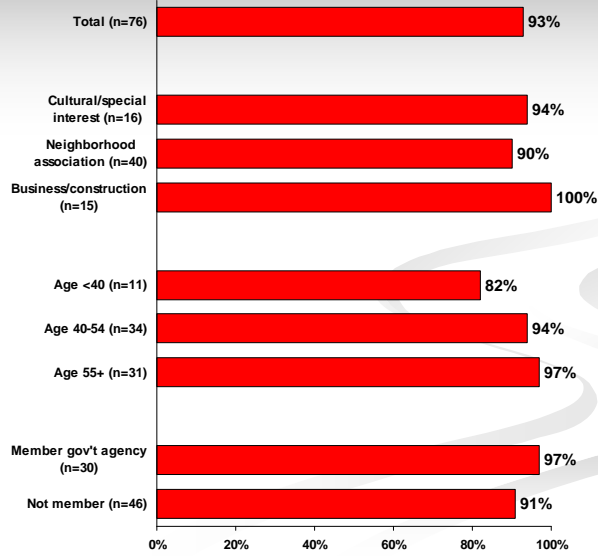


**RATING OF KEEPING GROUP MEMBERS
INFORMED REGARDING PUBLIC PLANNING
AND TRANSPORTATION
OPINION LEADERS**

	Opinion Leaders (n=76)	Cultural/ Special Interest (n=16)	Neighbor- hood Assoc. (n=40)	Business/ Construction (n=15)
Excellent	24%	31%	13%	53%
Good	47	38	55	40
Fair	14	6	18	7
Poor	12	25	10	-
Don't know	3	-	5	-
Mean Rating	2.85	2.75	2.74	3.47

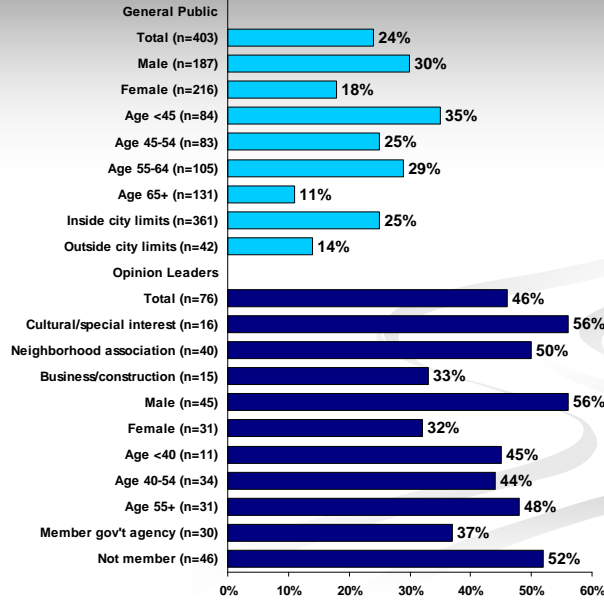
***"Have you ever spoken, personally, with a
Planning Commissioner, City Council member,
County Commissioner, planning department
staff member, or any public official about a
transportation or land use issue?"***

**PROPORTION WHO HAVE SPOKEN TO CITY/COUNTY REPRESENTATIVES ABOUT A TRANSPORTATION OR LAND USE ISSUE
(ASKED ONLY AMONG OPINION LEADERS)**



"Would you like to have more involvement in transportation planning in Lincoln and Lancaster County than you have in the past?"

PROPORTION WOULD LIKE MORE INVOLVEMENT IN TRANSPORTATION PLANNING (% Yes)



PROPORTION WHO WOULD LIKE MORE INVOLVEMENT IN TRANSPORTATION PLANNING BY GEOGRAPHIC LOCATION

	General Public: Geographic Area							
	General Public (n=403)	North Central (n=80)	North East (n=49)	East (n=64)	South (n=86)	Far South (n=71)	West (n=29)	Lanc. County (n=24)
% Yes	24%	33%	20%	23%	16%	25%	24%	21%

Those who did not indicate that they wanted more involvement were asked:

"Why don't you want to have more input into transportation planning in the city and county?"

REASONS FOR NOT WANTING MORE INPUT INTO TRANSPORTATION PLANNING (Top Responses)

	General Public (n=308)	Opinion Leaders (n=41)
Not interested in it	26%	-
Busy/Don't have time to get involved in it	22	46
It wouldn't do any good-they'd just do what they want	11	10
Satisfied/I trust the people involved to do the best job they can/I'm happy with the job they do	10	15
Doesn't affect me (live outside city, don't use public transportation)	10	-
Retired/elderly/poor health/disabled	8	2
Don't know enough about transportation/not much to add to discussion	3	5
Already involved/active	3	22
Has enough information	1	-
Doesn't live here all the time/moving	1	-
Don't know/nothing particular/lots of reasons	2	-

"If you did have a transportation planning issue or question come up, who would you contact to see how to get involved or to ask your question?"

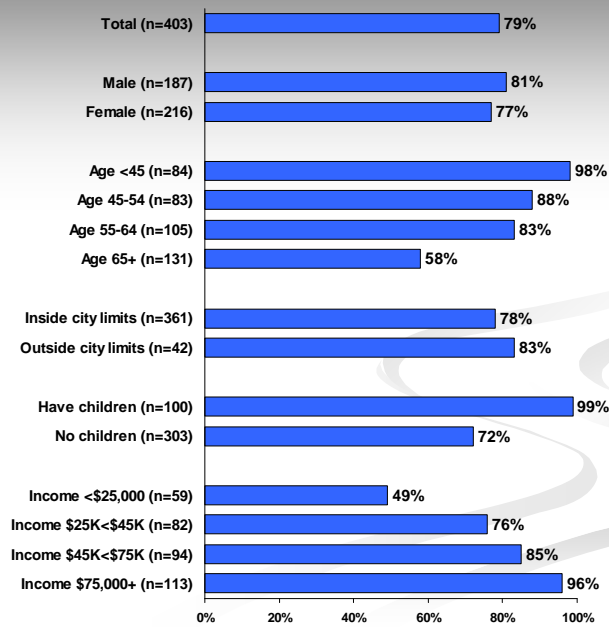
**PERSON/ORGANIZATION WOULD CONTACT
IF HAD TRANSPORTATION PLANNING
ISSUE/QUESTION
(Top Responses)**

	General Public (n=403)	Opinion Leaders (n=76)
City or planning department/city council/county commissioner	48%	64%
Mayor's office	8	12
Website/InterLinc/city council website	7	5
Family member/friend/neighbor	4	3
Bus system/Star Tran	3	5
Neighborhood association leader	2	-
Special interest group (HBAL, GPTN, League of Human Dignity)	1	4
Journal Star/newspaper	1	-
Don't know/nothing particular/lots of reasons	24	5

General public respondents were asked:

"Do you have a computer at home or at work that gives you access to the Internet?"

**PROPORTION WITH ACCESS TO INTERNET
(% Yes)**



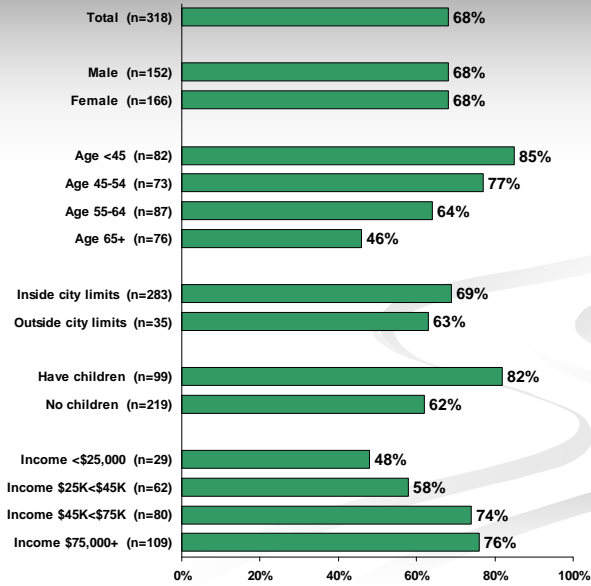
**PROPORTION WHO HAVE ACCESS
TO INTERNET
BY GEOGRAPHIC LOCATION**

	General Public: Geographic Area							
	General Public (n=403)	North Central (n=80)	North East (n=49)	East (n=64)	South (n=86)	Far South (n=71)	West (n=29)	Lanc. County (n=24)
% Yes	79%	74%	65%	78%	78%	93%	83%	83%

**Those who reported having access to the
Internet were asked:**

***"Have you ever accessed the
Lincoln/Lancaster County website,
for any reason?"***

PROPORTION WHO HAVE ACCESSED LINCOLN/LANCASTER COUNTY WEBSITE (% Yes)

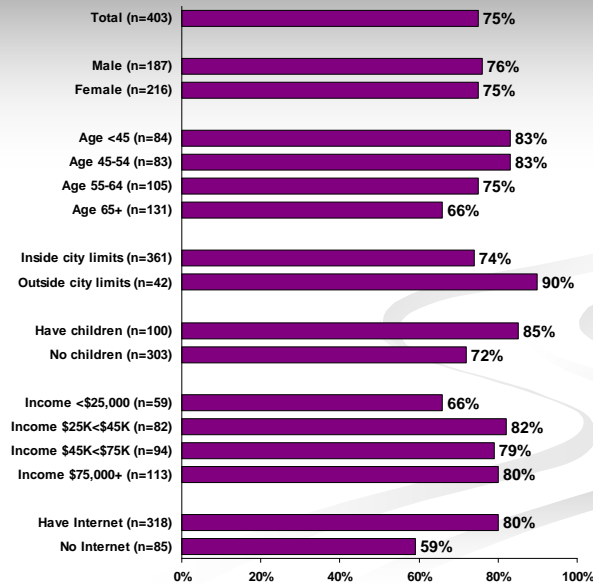


PROPORTION WHO HAVE ACCESSED INTERLINIC BY GEOGRAPHIC LOCATION

	General Public: Geographic Area							
	General Public	North Central	North East	East	South	Far South	West	Lanc. County
	(n=318)	(n=59)	(n=32)	(n=50)	(n=67)	(n=66)	(n=24)	(n=20)
% Yes	68%	69%	69%	70%	58%	76%	75%	60%

"If you could have Internet access to any information about when meetings of the City Council, Planning Commission, County Commissioners, and other transportation planning meetings are held, would that be enough communication for you to be able to find out about a local meeting, if you wanted to go?"

**PROPORTION WHO FELT INTERNET ACCESS WAS ENOUGH COMMUNICATION
(% Yes)**



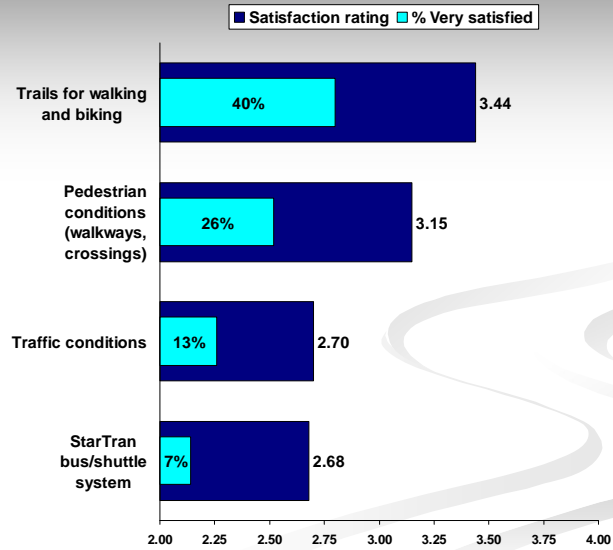
**PROPORTION WHO HAVE FELT INTERNET ACCESS
WAS ENOUGH COMMUNICATION
BY GEOGRAPHIC LOCATION**

	General Public: Geographic Area							
	General Public (n=403)	North Central (n=80)	North East (n=49)	East (n=64)	South (n=86)	Far South (n=71)	West (n=29)	Lanc. County (n=24)
% Yes	75%	80%	67%	81%	72%	68%	76%	96%

***"Overall, as you drive, walk, or bike around
Lincoln, are you very satisfied, mostly
satisfied, mostly dissatisfied, or very
dissatisfied with ...?"***

- ***The traffic conditions, in general in Lincoln***
- ***Trails for walking and biking in Lincoln***
- ***Pedestrian conditions, including walkways and crossings in Lincoln***
- ***StarTran bus or shuttle system in Lincoln***

SATISFACTION WITH TRANSPORTATION ISSUES (General Public; n=403)



(Scale: 4=very satisfied, 3=mostly satisfied, 2=mostly dissatisfied, 1=very dissatisfied)

SATISFACTION WITH TRANSPORTATION ISSUES

	Very Satisfied	Somewhat Satisfied	Somewhat Dissatisfied	Very Dissatisfied	Don't Know/ Not Applic.	Mean Rating
Trails for walking and biking in Lincoln	40%	36%	2%	1%	20%	3.44
Pedestrian conditions, including walkways and crossings in Lincoln	26	61	7	2	4	3.15
The traffic conditions, in general in Lincoln	13	55	19	12	1	2.70
StarTran bus or shuttle system in Lincoln	7	23	13	5	53	2.68

**SATISFACTION WITH TRANSPORTATION ISSUES
BY AGE GROUP AND HOUSEHOLDS WITH CHILDREN
(Mean Ratings)**

	General Public (n=403)	18-44 (n=80)	45-54 (n=49)	55-64 (n=64)	65+ (n=86)	Have Children (n=29)	No Children (n=24)
Trails	3.44	3.54	3.42	3.40	3.42	3.54	3.41
Pedestrian conditions	3.15	3.30	3.14	3.01	3.16	3.23	3.11
Traffic conditions	2.70	2.71	2.71	2.58	2.78	2.68	2.71
StarTran	2.68	2.76	2.67	2.71	2.57	2.87	2.62

**SATISFACTION WITH TRANSPORTATION ISSUES
BY GEOGRAPHIC LOCATION
(Mean Ratings)**

	General Public (n=403)	General Public: Geographic Area						
		North Central (n=80)	North East (n=49)	East (n=64)	South (n=86)	Far South (n=71)	West (n=29)	Lanc. County (n=24)
Trails	3.44	3.39	3.20	3.51	3.60	3.45	3.50	3.20
Pedestrian conditions	3.15	3.24	2.90	3.08	3.25	3.19	3.14	3.05
Traffic conditions	2.70	2.88	2.41	2.70	2.81	2.61	2.72	2.54
StarTran	2.68	2.71	2.67	2.71	2.73	2.62	2.62	2.40